

# NMRA

PACIFIC COAST  
REGION

# BRANCH LINE



NMRA'S FIRST REGION

Jan-Feb-Mar 2026



## Scene from Cliff Baumer's Anchor Bay Railroad.

Come to the 2026 Pacific Coast Region Convention to see Cliff Baumer's layout that depicts the "Redwood Empire," an area north of San Francisco Bay in the 1940s. This railroad is a conglomerate of the Northwestern Pacific, the California Western, the Petaluma & Santa Rosa, and a few other Northern California short lines.

The Anchor Bay is just one of seventeen (and counting) layouts that will be open for visitors during the **Extra 2026 North** convention to be held in Rohnert Park April 29 through May 3, 2026. See page 13 for more information and "teasers." Or visit the convention website at:

[pcr2026.org](http://pcr2026.org)

**The Branch Line**  
**The Official Publication of the**  
**Pacific Coast Region/ National**  
**Model Railroad Association**

**Vol. 83, No. 1, 1st Qtr., 2026**

The Branch Line is published quarterly to inform members of Region activities and to provide educational articles for the advancement of railroad history and the art and science of model railroading. It is distributed to members of the Pacific Coast Region. Electronic versions are posted on the website, [www.pcrnmra.net](http://www.pcrnmra.net).

Copyright 2020, Pacific Coast Region, National Model Railroad Association. Permission to reprint granted to all affiliates of the NMRA. Others may request permission to reprint from the Editor:

Chip Meriam  
 2260 Cherry Glenn Court  
 Chico, CA 95926  
 Phone (530) 228-1544  
 e-mail: [chipmeriam@comcast.net](mailto:chipmeriam@comcast.net)

All comments about materials contained in the BRANCH LINE should be mailed directly to the PCR Publications Manager, 1915 William Drive, Penngrove, CA 94951.

Inquiries regarding membership application, renewal, or change of address should be directed to the NMRA, P.O. Box 1328 Soddy Daisy, TN 37384-1328.

**Branch Line**  
**Deadlines for 2026/2027**

**APR-MAY-JUN 2026 issue**

Articles due by  
**March 10, 2026**

**JUL-AUG-SEP 2026 issue**

Articles due by  
**June 10, 2026**

**OCT-NOV-DEC 2026 issue**

Articles due by  
**September 10, 2026**

**JAN-FEB-MAR 2027 issue**

Articles due by  
**December 10, 2026**

Please direct questions to the  
*Branch Line* Editor,  
 Chip Meriam at  
[chipmeriam@comcast.net](mailto:chipmeriam@comcast.net)  
 Or phone (530) 228-1544

## Contents

### Reports

|                                     |    |
|-------------------------------------|----|
| From the President.....             | 5  |
| From the Secretary.....             | 10 |
| Achievement Report.....             | 15 |
| SIG Report.....                     | 25 |
| Daylight Division Report.....       | 36 |
| Coast Division Report.....          | 40 |
| Redwood Empire Division Report..... | 41 |
| Sierra Division Report.....         | 42 |

### Features

|                                       |    |
|---------------------------------------|----|
| Extra 2026 North PCR Convetion.....   | 1  |
| Joining NMRA Interchange.....         | 7  |
| Last Run - Ray deBlieck.....          | 8  |
| Bakersfield Train Show.....           | 10 |
| North State Model Train Show.....     | 12 |
| Contest Room.....                     | 14 |
| The Answers Are Out There.....        | 27 |
| Tales Of The Santa Cruz Northern..... | 29 |
| The Home Layout.....                  | 31 |
| Make It A Family Affair.....          | 33 |
| Nicasio Noodlings.....                | 34 |

### Standard Fare

|                                   |    |
|-----------------------------------|----|
| Statement of Publication.....     | 2  |
| Call Board.....                   | 3  |
| Welcome New Members.....          | 9  |
| Membership Tracker.....           | 9  |
| Membership Gauge.....             | 9  |
| In Memoriam.....                  | 9  |
| Time Table.....                   | 44 |
| Club Information.....             | 46 |
| NMRA Partnership Program.....     | 51 |
| NMRA Membership Renewal Form..... | 52 |

# PCR Call Board

## OFFICERS AND DIRECTORS (BOARD OF DIRECTORS)

|                                 |                         |  |
|---------------------------------|-------------------------|--|
| • President                     | Chip Meriam             | <a href="mailto:president@pcrmra.net">president@pcrmra.net</a>                 |
| • Vice-President                | Phil Edholm             | <a href="mailto:vicepresident@pcrmra.net">vicepresident@pcrmra.net</a>         |
| • Treasurer                     | Bob Osborn              | <a href="mailto:treasurer@pcrmra.net">treasurer@pcrmra.net</a>                 |
| • Secretary                     | Cydney George-Abatecola | <a href="mailto:secretary@pcrmra.net">secretary@pcrmra.net</a>                 |
| • Director, Daylight Division   | Walter Mizuno           | <a href="mailto:director.daylight@pcrmra.net">director.daylight@pcrmra.net</a> |
| • Director, Coast Division      | Jesse Walden            | <a href="mailto:director.coast@pcrmra.net">director.coast@pcrmra.net</a>       |
| • Director, Sierra Division     | Lou Anderson            | <a href="mailto:director.sierra@pcrmra.net">director.sierra@pcrmra.net</a>     |
| • Director, Redwood Empire Div. | Doug Smith              | <a href="mailto:director.red@pcrmra.net">director.red@pcrmra.net</a>           |

## ADMINISTRATION DEPARTMENT

|                                |   |  |
|--------------------------------|---|--|
| • Manager                      | Chip Meriam                                       | <a href="mailto:admin@pcrmra.net">admin@pcrmra.net</a>             |
| • Budget & Finance Committee   | <i>[President, Vice-President, and Treasurer]</i> |  |
| • By-Laws & Manual Comm. Chair | Chip Meriam                                       | <a href="mailto:bylaws@pcrmra.net">bylaws@pcrmra.net</a>           |
| • Nomination Committee Chair.  | Ed Merrin   | <a href="mailto:nominations@pcrmra.net">nominations@pcrmra.net</a> |
| • Ballot Committee Chairperson | Ed Merrin   | <a href="mailto:ballots@pcrmra.net">ballots@pcrmra.net</a>         |
| • Honors Committee Chairperson | Frank Markovich, MMR®                             | <a href="mailto:honors@pcrmra.net">honors@pcrmra.net</a>           |
| • Storekeeper                  | Mark Poggendorf                                   | <a href="mailto:store@pcrmra.net">store@pcrmra.net</a>             |
| • Audit Committee Chair        |   |  |
| • Historian                    | Mary Moore-Campagna                               | <a href="mailto:historian@pcrmra.net">historian@pcrmra.net</a>     |

## MEMBERSHIP DEPARTMENT

|                                  |                       |  |
|----------------------------------|-----------------------|--|
| • Manager                        | Doug Wagner           | <a href="mailto:membership@pcrmra.net">membership@pcrmra.net</a>             |
| • Member Services Chairperson    |                       |  |
| • Member Aid Committee Chair.    |                       |  |
| • Education Committee Chair.     | Frank Markovich, MMR® | <a href="mailto:education@pcrmra.net">education@pcrmra.net</a>               |
| • Special Interests Coord. Chair | Seth Neumann          | <a href="mailto:special.interest@pcrmra.net">special.interest@pcrmra.net</a> |

## PUBLICATIONS DEPARTMENT

|                                    |                  |  |
|------------------------------------|------------------|--|
| • Manager                          | Gus Campagna     | <a href="mailto:publications@pcrmra.net">publications@pcrmra.net</a>   |
| • Editor, <i>Branch Line</i>       | Chip Meriam      | <a href="mailto:branchline@pcrmra.net">branchline@pcrmra.net</a>       |
| • Webmaster                        | Michael Eldridge | <a href="mailto:webmaster@pcrmra.net">webmaster@pcrmra.net</a>         |
| • Editor, Proactive Communications | Denni Baumer     | <a href="mailto:proactivecomm@pcrmra.net">proactivecomm@pcrmra.net</a> |

## CONVENTION DEPARTMENT

|                                |              |  |
|--------------------------------|--------------|--|
| • Manager                      | Denni Baumer | <a href="mailto:conventionmanager@pcrmra.net">conventionmanager@pcrmra.net</a> |
| • 2026 Redwood Empire Division | Denni Baumer | <a href="mailto:conv2026@pcrmra.net">conv2026@pcrmra.net</a>                   |

## CONTEST DEPARTMENT

|           |                 |  |
|-----------|-----------------|--|
| • Manager | Paul Deis, MMR® | <a href="mailto:contests@pcrmra.net">contests@pcrmra.net</a> |
|-----------|-----------------|--|

## ACHIEVEMENT PROGRAM DEPARTMENT

|  |                     |  |
|--|---------------------|--|
| • Manager ( <i>see Div. chairs below</i> ) | Earl Girbovan, MMR® | <a href="mailto:achievement.program@pcrmra.net">achievement.program@pcrmra.net</a> |
|--|---------------------|--|

## NON-RAIL ACTIVITIES DEPARTMENT

|           |          |     |
|-----------|----------|-----|
| • Manager | (vacant) | --- |
|-----------|----------|-----|

*Continued on page 4*

# PCR Call Board

## DAYLIGHT DIVISION

|                                       |                    |  |
|---------------------------------------|--------------------|--|
| • Superintendent                      | Walter Mizuno      | <a href="mailto:daylight.superintendent@pcnmra.net">daylight.superintendent@pcnmra.net</a>         |
| • Chief Clerk & Paymaster             |                    |  |
| • Editor, <i>Daylight Observation</i> | Robert Pethoud     | <a href="mailto:daylight.observation.editor@pcnmra.net">daylight.observation.editor@pcnmra.net</a> |
| • Contest Chairperson                 | Chuck Harmon, MMR® | <a href="mailto:daylight.contest@pcnmra.net">daylight.contest@pcnmra.net</a>                       |
| • Achievement Program Chair.          | Dave Grenier       | <a href="mailto:daylight.achievementprogram@pcnmra.net">daylight.achievementprogram@pcnmra.net</a> |
| • Membership                          | Doug Wagner        | <a href="mailto:daylight.membership@pcnmra.net">daylight.membership@pcnmra.net</a>                 |
| • Member Aid (Key Contact)            | Robert Pethoud     | <a href="mailto:daylight.memberaid@pcnmra.net">daylight.memberaid@pcnmra.net</a>                   |
| • Webmaster                           | Dave Grenier       | <a href="mailto:daylight.webmaster@pcnmra.net">daylight.webmaster@pcnmra.net</a>                   |

## COAST DIVISION

|                                   |                         |  |
|-----------------------------------|-------------------------|--|
| • Superintendent                  | Jesse Waldon            | <a href="mailto:coast.superintendent@pcnmra.net">coast.superintendent@pcnmra.net</a>         |
| • Chief Clerk                     | Brian Booth             | <a href="mailto:coast.chiefclerk@pcnmra.net">coast.chiefclerk@pcnmra.net</a>                 |
| • Paymaster                       | Stephen Lord            | <a href="mailto:coast.paymaster@pcnmra.net">coast.paymaster@pcnmra.net</a>                   |
| • Editor, <i>Coast Dispatcher</i> |                         |  |
| • Contest Chairperson             | Jim Eckman              | <a href="mailto:coast.contest@pcnmra.net">coast.contest@pcnmra.net</a>                       |
| • Achievement Program Chair.      | Earl Girbovan, MMR®     | <a href="mailto:coast.achievementprogram@pcnmra.net">coast.achievementprogram@pcnmra.net</a> |
| • Membership                      | Cydney George-Abatecola | <a href="mailto:coast.membership@pcnmra.net">coast.membership@pcnmra.net</a>                 |
| • Member Aid (Key Contact)        |                         |  |
| • Webmaster                       | Bob Gardyne             | <a href="mailto:coast.webmaster@pcnmra.net">coast.webmaster@pcnmra.net</a>                   |

## SIERRA DIVISION

|                              |                  |  |
|------------------------------|------------------|--|
| • Superintendent             | Dave McBrayer    | <a href="mailto:sierra.superintendent@pcnmra.net">sierra.superintendent@pcnmra.net</a>         |
| • Chief Clerk                | David Fryman     | <a href="mailto:sierra.chiefclerk@pcnmra.net">sierra.chiefclerk@pcnmra.net</a>                 |
| • Paymaster                  | Michael Eldridge | <a href="mailto:sierra.paymaster@pcnmra.net">sierra.paymaster@pcnmra.net</a>                   |
| • Editor, <i>Short Line</i>  | Chip Meriam      | <a href="mailto:sierra.shortline.editor@pcnmra.net">sierra.shortline.editor@pcnmra.net</a>     |
| • Contest Chairperson        | Mike Hamlin      | <a href="mailto:sierra.contest@pcnmra.net">sierra.contest@pcnmra.net</a>                       |
| • Achievement Program Chair. | Dave Bayless     | <a href="mailto:sierra.achievementprogram@pcnmra.net">sierra.achievementprogram@pcnmra.net</a> |
| • Membership                 |                  | <a href="mailto:sierra.membership@pcnmra.net">sierra.membership@pcnmra.net</a>                 |
| • Webmaster                  | Michael Eldridge | <a href="mailto:sierra.webmaster@pcnmra.net">sierra.webmaster@pcnmra.net</a>                   |

## REDWOOD EMPIRE DIVISION

|                             |                      |  |
|-----------------------------|----------------------|--|
| • Superintendent            | Doug Smith           | <a href="mailto:red.superintendent@pcnmra.net">red.superintendent@pcnmra.net</a>         |
| • Chief Clerk & Paymaster   | Dave Grundman        | <a href="mailto:red.chiefclerk@pcnmra.net">red.chiefclerk@pcnmra.net</a>                 |
| • Editor, <i>Callboard</i>  | Scott Lockhart       | <a href="mailto:red.callboard.editor@pcnmra.net">red.callboard.editor@pcnmra.net</a>     |
| • Program Chairperson       | Al Merkrebs          | <a href="mailto:red.programs@pcnmra.net">red.programs@pcnmra.net</a>                     |
| • Contest Chairperson       | Giuseppe Aymar, MMR® | <a href="mailto:red.contest@pcnmra.net">red.contest@pcnmra.net</a>                       |
| • Achievement Program Chair | Giuseppe Aymar, MMR® | <a href="mailto:red.achievementprogram@pcnmra.net">red.achievementprogram@pcnmra.net</a> |
| • Membership                | Gus Campagna         | <a href="mailto:red.membership@pcnmra.net">red.membership@pcnmra.net</a>                 |
| • Webmaster                 | Al Merkrebs          | <a href="mailto:red.webmaster@pcnmra.net">red.webmaster@pcnmra.net</a>                   |







Chip Meriam,  
PCR President

*“One of my tasks as the PCR President is to pen a quarterly epistle for the Branch Line. I’ve contemplated modifying (eliminating) that requirement but the pesky editor tells me he’ll quit if I do that! So, I’m saddled with the development of some meaningful prose for this coming issue. Your story provides the perfect segue for my January 2026 message. Kind of like an early Christmas present, don’t you think?”*

Thus were my words in an email to Jim Providenza after I reviewed his “Tales of the SCN” column, **“Fathers and Sons....and Daughters, and Nieces and Nephews...”**, for this issue of the *Branch Line*.

You see, this time of year I think of family—in particular, my late brother, Tom. He introduced me to model railroading (his electric train set) when I was two or three years old. Ever since, I’ve been sensitive to the theory that model railroading and family are indelibly linked—especially during the Holiday Season.

Obviously, there are fellow model railroaders who feel the same way. Jim expressed the sentiment quite eloquently in his column. Not surprisingly it appears elsewhere, too:

- Dave Theis devoted a whole page to making the hobby a “family affair” with his wife.
- Doug Smith, R.E.D Superintendent, refers to “family traditions” in his Division Report.
- Walter Mizuno, included captioned photos of Robert Pethoud modeling with his grandson, Joshua, at the Daylight Division meet.

Is there a better time, than during the Holiday Season, to share your hobby with someone in your family? Many of us may have children, nieces, nephews, or young friends who received a starter train set for Christmas. Now would be the perfect time to advance that potential interest towards what might become a life-long passion. Think of it this way: If a kid receives a shiny new bicycle for Christmas, but hasn’t been taught to ride, of what use is it? I suggest the same applies to the gift of a beginning model railroad. Here’s a golden opportunity to step in as a mentor and give another gift: the gift of a fascinating hobby.

**NOW**, fellow modelers, take notice please:

Despite all our good intentions, our membership is dwindling. Ten years ago, we had over one-thousand members in the Pacific Coast Region. Today, as of November 30, 2025, we’re down to 691. That’s a thirty-one percent drop in ten years. I looked back over the past twelve months and compared the number of new members with the number of deceased members. From November 2024 through November 2025 we added 74 new members but lost 137. That’s a net decrease of 63 members. The total loss of membership for the same period is 68. So net attrition due to something other than death is only 5.

To me, this says we MIGHT be doing a good job of retaining existing members, but we need to work on adding new members (of course, both are important). Perhaps immersion of our younger family members into our hobby would help us in this overall endeavor.

Might I suggest younger people can benefit from this hobby, and this hobby can benefit from younger people?

A handwritten signature in black ink, appearing to read "Chip", with a stylized flourish underneath.

## From the Secretary



**Cydney George-Abatecola**  
PCR Secretary

**Our Board of Directors Mid Year meeting** was held online October 21, 2025. All voting members of the board were present as well as most of our non-voting members. We

- approved the April 2025 Board of Director meeting minutes
- accepted the Treasurer's report
- received the President's and the Vice President's reports
- got updates from our 4 divisions
- were reminded this is the 90th anniversary of the NMRA. Let's celebrate and share that as we are promoting events in the region for the remainder of the year.
- were updated on the Extra 2026 North Limited PCR Convention 2026 in Rohnert Park, California, April 30 – May 3, 2026. Registration is slow so far but anticipate an up-tick once the clinic schedule is released. We should register now! [www.pcr2026.org](http://www.pcr2026.org)
- approved the facility contract for the 2027 PCR convention being run by the Sierra Division.
- approved moving to an all eballot system for member voting due to cost of mail in ballots plus zero participation in voting by mail.
- received the membership report that indicated between February 28, 2025 and Sep-

tember 30, 2025, 50 members either moved out of the Pacific Coast Region or simply did not renew their NMRA membership.

- heard that all PCR members will get an email inviting them to join the email lists of any other division they are interested in and friends of the PCR will get an email inviting them to confirm they still want to receive emails from the PCR.
- heard that our divisions are working hard to serve our members
  - ♦ Coast Division is focusing on opportunities for members to improve their modeling skills through Modeling on the Coast show & tell during weekly Zoom calls, Golden Spike Award seminars and More Fun By the Foot Zoom clinics to promote square foot dioramas for next year's convention
  - ♦ Daylight Division is providing hands on clinics on how to build layouts and actively inviting clubs and non-PCR members to participate
  - ♦ Sierra Division has held 2 well attended meets and is ramping up for convention planning for 2027
  - ♦ Redwood Empire Division had a great member meeting in September with new members in attendance, show & tell is part of their meetings and members enjoy it, their webpage is finished, they are gearing up to have a presence at the Vallejo GTS and working on the 2026 convention as well.

We thank our board and many committee chairs and managers for all their work. Our next Board of Directors meeting will be held via ZOOM just before the 2026 PCR convention in April. Minutes for all meetings are accessible online on our website <https://www.pcrnmra.net/> under the Meetings & Docs tab.

---

Cydney George-Abatecola  
Secretary  
Pacific Coast Region, NMRA



**Have you joined the NMRA Interchange? It's the newest tool to help you connect with other members, gain knowledge and learn to modeling techniques. The Interchange is hosted on the Discord application which is available for Windows, Apple OS, Android and Apple devices. See instructions below for signing up.**

## **Joining the NMRA Interchange**

Speed Muller

IT Manager, NMRA

Have you joined the Interchange yet? If not, follow these steps to get connected!

1. Go to [nmra.org/nmra-interchange](https://nmra.org/nmra-interchange)
2. It will ask you to log in to the NMRA website if you're not already logged in. If you are not registered with the NMRA website yet, now's the time to do it. Click the "Need a username? Register now" button, and get set up. Use the email address on file in the NMRA membership system (probably the one where you got this eBulletin). The system will email you a link to set your password.
3. Now you should be in the [NMRA Interchange](#) page. If not, click this link.
4. Click on [Member Info](#) in the top right corner and scroll down get your exact Member ID. You'll need that later.
5. Read through the page and then follow the "Interchange Server Invite" link at the bottom. This is a special link just for you and will look something like <https://discord.gg/xxxxxxx>
6. You will be taken to Discord (the platform that hosts the NMRA Interchange) where you will be prompted to sign in, if you already have an account there, or prompted to register, if not. If you need instructions for creating an account or logging into Discord they can be found [here](#).
7. Once you accept the NMRA Interchange Invite, and you are logged in, you will land in **#the-lobby** with a message on what to do next.
8. We suggest that you read and agree to the **#rules** first. Just click on **#rules** and then click on "thumbs up". Then click on **#the-lobby** again to do the most important step.
9. Discord and the NMRA need to check with each other, in order to verify that you are a current NMRA member with an email on file. You start the process with the **/onboard** command. Now, this is very sensitive to the type of device you are using, so just type the first few letters **/onb** at the bottom where you see a + sign in a circle. It will complete the command for you in a pop-up just above that. Click on the **/onboard** command. Add your membership number (6 characters followed by a space and then two more characters) just as you noted in step 4. Example: **/onboard input: 123456 0A**
10. Discord and the NMRA computers will have a chat, and then you will receive an email containing a **/clearance** command. That's your entry ticket. Copy and paste the whole line into **#the-lobby** (at the + sign again). Example: **/clearance input: 654321**
11. You're in! You will not have to do any of this again. If anything derails, you'll get a message telling you what to do next, and we also have Moderators in the Interchange standing by to help.
12. If all went well, you'll now see more than 350 channels (those # things). We suggest you start by going to **#introduce-yourself** and then scroll up to **#the-workbench** to see what others have done and shared! Then find your Region and Division and say "hello" there. And then start participating and enjoy!



# BAKERSFIELD



Kern County Fairgrounds, 1142 South 'P' Street,  
Bakersfield, CA 93307

Saturday, March 7, 2026 10:00 AM to 5:00 PM  
Sunday, March 8, 2026 10:00 AM to 4:00 PM

## MODEL TRAIN SHOW

**Adult \$10.00 (Good For Both Days Of The Show)**  
**Kids ages 12 and under FREE when with a paying adult**  
**\$5.00 Parking**


- Enjoy 20,000 square feet of model railroading
- 100+ Tables Of Trains For Sale
- Operating Model Railroad Displays
- Free Test Track - Test Run Your Purchased Locomotives at the GEHAMS Table

- Hourly Door Prizes
- Drawing for \$100 VISA Debit Card (extra cost for drawing tickets)
- Semper Fries Gourmet Fries and Funnel Cakes

Hosted by the  
Golden Empire Historical And Modeling Society  
Bakersfield, California  
[www.gehams.club](http://www.gehams.club)



Scan here for most up-to-date show information



**Show Information:**  
**(661) 496-9514**  
**[kevin4strings@gmail.com](mailto:kevin4strings@gmail.com)**

### Operating Layouts On Display Include:

- Thompson (LEGO) 8' x 12'
- Group 160 (N scale) 20' x 28'
- Free-Mo (HO scale) 46' x 58'
- OC Nginneers (N scale) 24' x 24'
- SoCal S Gaugers (S scale) 30' x 30'
- OC Module Railroaders (HO scale) 24' x 36'
- Birkbeck (G scale) 20' x 20'



## Membership

### Welcome Aboard ! PCR's Newest Members

| Member           | City, Sate            | Date Joined |
|------------------|-----------------------|-------------|
|                  | <b>Daylight</b>       |             |
| Bob Montonye     | Visalia CA            | 10/3/2025   |
|                  | <b>Coast</b>          |             |
| Aaron Greenblatt | San Jose CA           | 10/19/2025  |
|                  | <b>Sierra</b>         |             |
| Tom Dove Jr      | Elk Grove CA          | 11/17/2025  |
| Kevin Mayeshiro  | W Sacramento CA       | 7/2/2025    |
|                  | <b>Redwood Empire</b> |             |
| Rick Waldau      | Novato CA             | 9/10/2025   |

### PCR Membership Gauge

|                         |
|-------------------------|
| November 30, 2015—1,007 |
| November 30, 2024—759   |
| January 31, 2025—750    |
| February 28, 2025—758   |
| March 31, 2025—765      |
| April 31, 2025—760      |
| May 31, 2025—744        |
| June 30, 2025—741       |
| July 31, 2025—740       |
| August 31, 2025—743     |
| September 30, 2025—724  |
| October 31, 2025—723    |
| November 30, 2025—691   |

### In Memoriam

| <u>Member</u>           | <u>City/State</u> | <u>Date Joined</u> |
|-------------------------|-------------------|--------------------|
|                         | <b>Coast</b>      |                    |
| Ray deBlieck (Lifetime) | Alameda CA        | 1/1/1979           |
|                         | <b>Sierra</b>     |                    |
| James Atkins            | Citrus Heights CA | 6/10/2005          |

**Have you changed your address or other membership information?**

**Please Notify Headquarters.**

**Email: [nmrahq@nmra.org](mailto:nmrahq@nmra.org)**

**Phone: 423-892-2846 (8:00 AM - 4:00 PM eastern)**

### PCR Membership Tracker

#### Division #Members

|                |            |
|----------------|------------|
| Coast          | 303        |
| Sierra         | 209        |
| Redwood Empire | 96         |
| Daylight       | <u>83</u>  |
| <b>TOTAL</b>   | <b>691</b> |

# LAST RUN

## Ray deBlieck, Past PCR President

On Friday, November 7, 2025 the NMRA and PCR lost a long-time member and supporter. Ray was 71 and passed peacefully at home due to complications from a stroke. In addition to his long-time support of NMRA, Ray also held his friendships as something to be held tightly. Knowing him for over 50 years, Ray never let disagreements have long-term implications to his friendships. Yes, it is true, on occasion Ray could be argumentative.

Ray's introduction to NMRA included hearing about the bargains to be had at the quarterly Coast Division auctions and attendance of one day at the 1981 National Convention in San Mateo. His service to the organization included Coast Division director from 1992 to 1996, PCR President from 1999 to 2003, PCR Trustee (at the National Board of Trustees) from 2001 to 2005, and as NMRA Director 2005 to 2007. During this time Ray was a member of the Long Range Planning Committee headed by Charlie Getz. This included a re-write of the By-Laws (Regulations) and resulted in the establishment of the "Single Membership Concept" and brought all Regions into compliance on membership issues but required several years of considerably intense work. Ray was then involved in implementing these changes and felt over-all they have improved the NMRA.

Ray was a member of the East Bay Model Engineers Society, beginning in 1980, when we were charter members of the N-scale group at EBMES. His modeling later changed to HO but his main interest was always transition-era Southern Pacific.


Conventions held a special place in his heart. It all started when he volunteered to help the Walnut Creek group with the 1987 PCR convention (Milepost 87). Soon after he proposed that EBMES sponsor the 1990 PCR convention (90 on the High Arm). It needed a leader and Ray was volun-told to be convention chair. Not long after that successful convention, some realized that 1994 would be the 50th anniversary of PCR's forming (NMRA's first region) and that a bang-up convention celebrating that fact was called for. Ray, assembling a committee from around PCR created a suitably impressive convention experience, including a manufacturers / vendors show. Not realizing the wisdom of quitting while you are ahead, the committee wondered what else such a talented group could accomplish.

Using the go big or go home approach, the group thought that a national convention was just the perfect next ticket and so the 2000 San Jose National (21st Century Limited) was born. With attendance of over 2400 it was a great success. As convention chair Ray was plenty proud. A few years pass and Ray thought it would be a shame to waste all this talent and convinced the mostly Bay Area group that we should try again and the Bay Area group took on another national convention and the Sacramento 2011 (Extra 2011 West) convention came to life. It was also successful with almost 2000 attendees. In appreciation of everyone's advancing age, the group thought that there was one last hurrah possible and we decided that a last national convention would be a fitting cap to the group's efforts. Planning for the 2021 Santa Clara National Convention (Rails by the Bay) was well underway as Covid hit. Even though the Covid restrictions were lifting in spring 2021, it was realized that an in-person convention was not feasible. Utilizing the talents of the Silicon Valley centric-crew the group pivoted to create an outstanding on-line five-day convention.

*Continued on page 11*

Ray's convention involvement extended beyond chairing these Bay Area conventions as he served as the PCR Convention Department chair for many years. In addition, Ray served as part of National's Meeting and Trade Show Department for over 15 years, providing review and insight to each national convention committee.

One of Ray's ideas that was often misunderstood was the creation of the corporation 21st Century Limited. It was created as the legal entity to be the sponsoring organization for the 2000 national convention to legally isolate and protect PCR in case the convention was not a financial success. The corporation was also the sponsor for the 2011 and 2021 conventions. The proceeds from those successful conventions were shared with PCR and the remainder helped fund PCR awards and the NMRA digitization program among others.



When the corporation was dissolved a couple years ago all remaining money was distributed to the NMRA, the PCR, and the CSRM Library.

One aspect of model railroading that has been a very important part of Ray's interest in the hobby is operations. In addition to being a regular crew member on several local operating layouts, he would participate in multiple weekend operating sessions in various parts of the country, flying in for three to five days of railroad operations.

From all of the above it should be clear Ray had an abiding love of our organization and has had a huge impact on many aspects of this organization, especially our conventions. Ray's efforts have not gone unnoticed. He was the Coast Member of the Year in 2003, received the PCR Presidents Award in 1991 and John Allen Award in 1995. He was given the NMRA Presidents Award in 2005, NMRA Meritorious Service Award in 2014, and was recognized as an NMRA Honorary Life Member (HLM) in 2023. For more than a decade Ray has also served as PCR's Honors Chairman – coordinating our program of recognizing member's contributions to the organization and the hobby.

His most cherished contribution was his family, his wife Chris, their three children Courtney, Alex, and Melanie and very proud grandpa of three young ladies, with another due in the New Year.

His contributions to his friends are less easy to document but just as impactful. He provided humor, sarcasm, witticisms, and on occasion could be a pain. I will miss my friend.

Ed Slintak





# North State MODEL TRAIN SHOW

**BUTTE COUNTY FAIRGROUNDS**

**GRIDLEY, CALIFORNIA**



## January 10th, 2026 10AM-3PM

### **ADMISSION**

**ADULTS: \$5**

**KIDS 12 & UNDER: FREE**

**(with adult)**

**Free Parking**

**SELLERS!!!** TO RESERVE A SPACE, contact  
Sue Padgett 408-209-3362 Pugnatt@gmail.com

**SETUP:** Friday, Jan 9th, 2 PM-7 PM  
Saturday, Jan 10th, 7-10 AM

**TABLES \$30 EACH**

### **SPONSORED BY:**



**PACKRATT TRAINS & TOYS**  
**546 KENTUCKY STREET**  
**GRIDLEY, CA 95948**

**PHONE (530) 797-9264**  
**OPEN WED - FRI 12-5PM**  
**SATURDAY 11 AM-5 PM**

**BUTTE COUNTY FAIRGROUNDS 199 E Hazel Street, Gridley, CA 95948**



The Pacific Coast Region of the National Model Railroad Association  
invite you to



# EXTRA 2026 NORTH

## PCR Convention

Hosted by the Redwood Empire Division of PCR

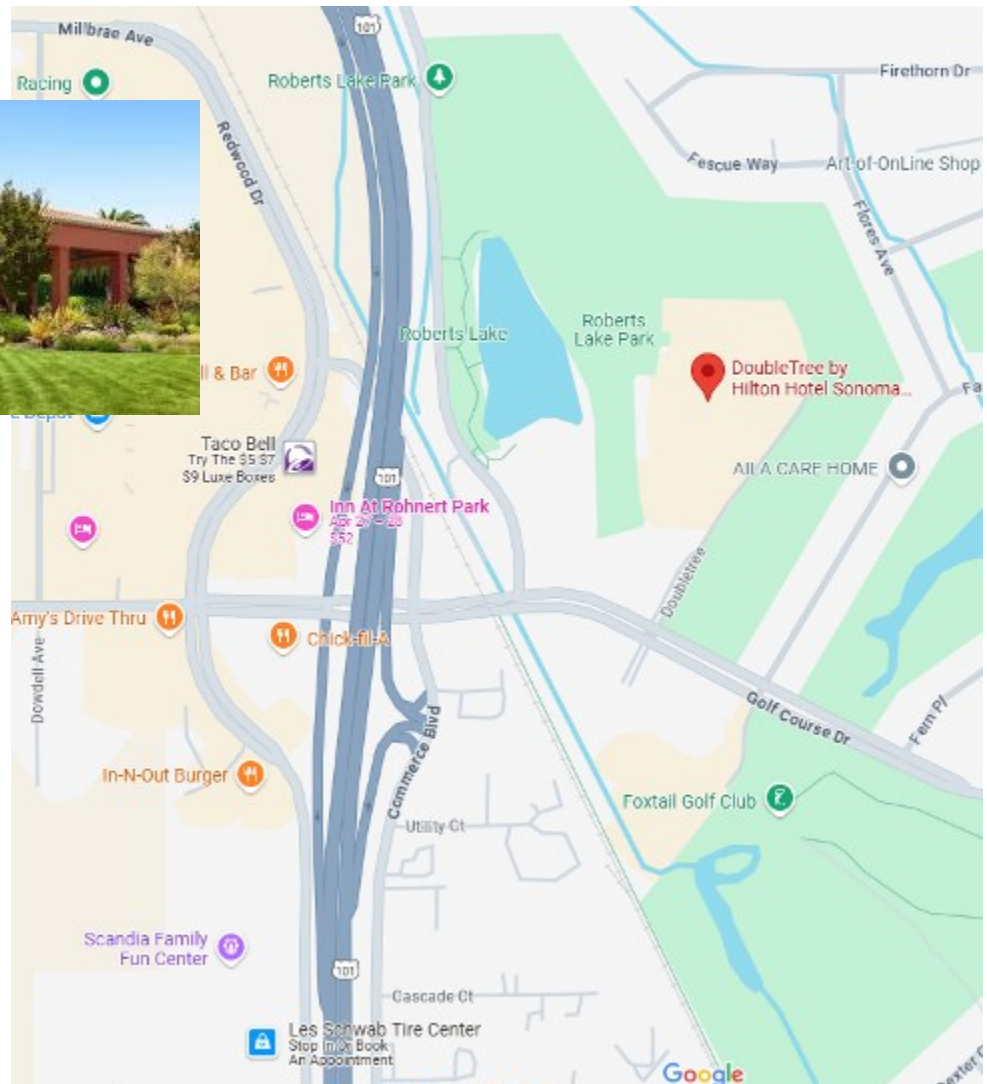
**April 29 – May 3, 2026**

Doubletree Sonoma Wine Country, Rohnert Park

For more information go to

**[www.pcr2026.org](http://www.pcr2026.org)**

- Full three-day program
- **Over 40 clinics including several Make and Takes**
- 17+ Layout Tours
- Operating Sessions
- Contests
- Excursions
- Member Swap Meet
- **FREE Companion Fare with Full Fare registration**



*Continued on page 17*

## Contest Room



By Paul Deis,  
Contest Chair



Paul is out on medical leave for a while. Near the end of October, he estimated he would be out of commission for three to six months.

We all wish Paul a smooth and speedy recovery!



## Achievement Program



By Earl Girbovan, MMR®  
Achievement Manager

### 3D Printing for Contest Models

The NMRA is working to integrate new technologies into judging and Achievement Program processes. The new AP manager, Ray Persing recently released the new guidelines for 3D printed parts.

#### 3D Printing in NMRA Model Evaluations - Construction

Modelers that fabricate parts using the 3D printing process could impact scoring when judges consider the steps that were used to fabricate the parts in the construction of the model.

Judges should consider the modeler's documentation of what steps in the 3D printing process were accomplished by the modeler, and what steps were accomplished by others.

This evaluation, and the number of 3D printed parts made and added, should have an effect along the "Complexity" axis on the Construction Judging Matrix.

The "Quality and Workmanship" axis should be judged no differently for 3D printed parts as for those created by conventional methods.

Steps and factors in the 3D printing process to be considered through an analysis of the documentation provided by the modeler:

- Did the modeler create the plans for the 3D printed parts? This process could involve a CAD drawing process or possibly a 3D scanner and refining software.
- Did the modeler accomplish the necessary conversions of the plans into the digital language required by the 3D printer?
- Did the modeler accomplish the actual printing?
- Were the oft-needed adjustments necessary to fine tune the creation of the parts, and were these accomplished by the modeler?
- How many separate parts were created and added using the 3D printing process?

*Continued on page 16*

### **3D Printing in NMRA Model Evaluations - Scratchbuilding**

Judges of the “Scratchbuilding” factor are charged with evaluating the quantity of parts that were scratch-built on a given model, and the scope and complexity of the process used to create the parts.

- When some or all of the parts were created using the 3D printing process, the judge needs to evaluate what steps in the 3D printing process were accomplished by the modeler, and which steps were largely accomplished by others.
- To be considered to be a scratch-built part, the modeler must: (1) create the CAD for the part; and (2) design supports, set printer parameters, and slice the model to prepare it for the actual printing.
- The modeler does not need to necessarily print, wash, and cure the part.
- Just like with parts created by traditional scratch-building methods, 3D printed parts created largely by someone other than the modeler should be considered “commercially” created parts and NOT scratch-built.

### **3D Printing in NMRA Model Evaluations - Detail**

- Consider how many rivets, nbw, etc were added in the CAD
- Consider prototype-conforming custom detail added

### **3D Printing in NMRA Model Evaluations - Conformance**

- Consider special features created in the CAD that match prototype

### **3D Printing in NMRA Model Evaluations - Finish/Lettering**

- Consider modeled in wood grain or texture







## EXTRA 2026 NORTH PCR CONVENTION ROHNERT PARK, CA

### You're Invited!

Join your fellow modelers at the **DoubleTree Sonoma Wine Country Hotel in Rohnert Park, April 30 – May 3, 2026**, for the next annual **PCR Convention!**

The official website is live at [pcr2026.org](http://pcr2026.org) with everything you need to start planning. Take advantage of our special convention rate of **\$169 per night**—with **free parking** and **no resort fees**.

Get ready for an outstanding program:

- **Brand-new clinics** never presented before, plus **7 hands-on Make & Take sessions**
- **17+ layout tours**, including exciting new layouts making their PCR debut. Check out some of them on the website.
- **7 memorable excursions**, featuring:
  - Sturgeon's Mill (a fan favorite)
  - Russian River Rail Bikes (new for 2026!)
  - Western Railway Museum with picnic lunch & nostalgic train ride

This is shaping up to be one of the **best PCR Conventions yet**—don't miss it!

### **Register Today**

Registration fees remain the same!

#### **FULL FARE – \$160**

Includes full convention registration, access to all clinics, contests, layout tours, and the Sunday Business Meeting/Awards Breakfast. Also **includes a FREE Companion Fare**, which grants the same access for one additional person.

#### **EXPRESS FARE – \$110**

Includes convention registration, clinics, contests, and layout tours for all three days. Does not include the Sunday breakfast.

#### **DAY FARE – \$60 per day**

Includes registration, clinics, contests, and layout tours for one specific day only—Thursday, Friday, or Saturday.

### **Clinicians Wanted!**

Do you have knowledge, skills, or stories to share with fellow modelers, rail history buffs, or layout design and operations fans? The **2026 PCR Convention** is looking for enthusiastic presenters!

Whether it's a new modeling technique, a fascinating piece of railroad history, a hands-on skill to teach, or lessons learned from your own layout—we'd love to hear from you.

Submit your **clinic title** and a **short description** of your presentation, workshop, or session idea, and help inspire and educate others in the hobby.

 Visit [pcr2026.org/clinics](http://pcr2026.org/clinics) to fill out the clinic submission form.

Questions? Contact **Jim Providenza** at [clinics@pcr2026.org](mailto:clinics@pcr2026.org).

Your participation makes the convention a success—share your expertise and be part of it!

*Continued on page 18*



**EXTRA  
2026  
NORTH**  
PCR CONVENTION  
ROHNERT PARK, CA

## Layout Tours

Self-guided layout tours will be available on Thursday, Friday, and Saturday afternoons. If layout owners are available, additional tours may be offered on Wednesday and Sunday afternoons. Detailed tour information, including addresses, will be provided to registered convention attendees during the event.



**Ron Kaiser**

**Western Pacific**



**Dave Croshere**

**A B & Old C**



**Ed Merrin**

**Northwestern Pacific**

*Continued on page 19*





## Layout Tours

**Gus Campagna**

**California Western**



**Jon Schmidt**

**Nicasio Northern**



**Mick Spillsbury**

**The Black Canyon**



*Continued on page 20*



## Layout Tours

**Ed Jameson**

**Southern Pacific & Santa Fe**



**Tom Comyns**

**TCRR**



**Paul Weiss**

**Central Vermont**



*Continued on page 21*





## Layout Tours

**Richard Schoenstein**

Large 3-Rail O Gauge



**Ed Brodie**

The Westie Line



**EXTRA  
2026  
NORTH**  
PCR CONVENTION  
ROHNERT PARK, CA

*Continued on page 22*



**EXTRA  
2026  
NORTH**  
PCR CONVENTION  
ROHNERT PARK, CA

We've lined up a fantastic selection of excursions for each day of the convention—there's truly something for everyone! Some are long-time favorites, while others are exciting new additions. A few are designed specifically for companions who may not be attending clinics but anyone is welcome to join.

## Excursions



**Depot Tour**



**Korbel Winery Tour**



**Russian River Railbikes**

*Continued on page 23*



## Excursions



**Western Railway Museum**



**Sturgeon's Mill**



**Luther Burbank Home & Gardens**



**Northwestern Pacific  
Restoration Yard and Barn**




*Continued on page 24*



## Convention Merchandise Now Available

Order your convention merchandise today! Prices may increase later, so now's the perfect time to secure your items.

[Order HERE](#)





## Pacific Coast Region SIG Report

by Seth Neumann



Seth Neumann,



There were several out of town operating meets last fall, including the Denver area, Minneapolis/Saint Paul and a "24 hours of Tehachapi" Time Table and Train Order event at the La Mesa Club's layout at the San Diego Model Railroad Museum. These are held periodically throughout the year, please contact me at the email below if you are interested.

We will be holding the Annual Bay Area Layout Design and meets January 31 and Feb at the Depot in Santa Clara, note that the op sessions will be held Saturday and the Clinic Program at the Depot on Sunday in a reversal from past practice. <https://bayldops.com/2026/index.html>, tickets (in person and on line at <https://www.eventbrite.com/e/2026-pcr-layout-design-operations-weekend-tickets-1976526917216>

Looking forward we expect an ops program and LDSIG will be holding a SIG Roundtable at the Extra 2026 North Program in April and (but be sure to check early) at the NMRA Scenic City Express," in Chattanooga, Tennessee, from July 27 to August 2, 2026.

As NMRA SIG Program Coordinator I'm here to help you form a SIG around any topic or grouping of individuals. So if you want to bring people together around a prototype, a technology a historical period or a group of people who have not historically participated in in the NMRA, reach out to me at [sigs@nmra.org](mailto:sigs@nmra.org) and I'll help set you up as a SIG.

Cydney George-Abatecola has posted a "Women in Model Railroading SIG" report elsewhere in the Branch-line.

As always if you are interested in these programs and don't know where to start (especially operations) please contact me at [sneumann@pacbell.net](mailto:sneumann@pacbell.net)

*Continued on page 26*



## PCR Layout Design & Operations Weekend Meet

January 31 - February 1, 2026

South Bay Historical Railroad Society

Santa Clara Caltrain Depot

Santa Clara, CA 95050

and online via Zoom

Register at: <https://www.eventbrite.com/e/2026-pcr-layout-design-operations-weekend-tickets-1976526917216>

### What is the event?

This year's event is a mix of clinics and talks, in-person events, and tours of model railroads in the Santa Clara area.

This is intended to be an interactive event. You'll be able to participate in:

- Saturday
  - operating sessions on local model railroads
  - visit local model railroads
  - Evening No host dinner in the Santa Clara area, TBA
- Sunday Clinic, Panel and Consulting Program
  - get feedback on a current or future model railroad design
  - chat at lunch and at breaks with other modelers about layout design and operation-related topics
  - show your layout design chops by competing in the Layout Design Challenge

For all the latest details please visit our website: <https://bayldops.com/2026/index.html>

see you there!

-- Seth Neumann Mountain View, CA



## The Answers Are Out There By Robert Pethoud A Portable Cannery: Part 7



The last part of the cannery structure to be built is the gable portion, which will receive inbound loads of tin, paper labels, chemicals, and machinery. Like the cannery's middle section, this one is made from Northeastern Scale Lumber board and batten (B&B) siding (battens 3/32" apart on 1/16" thick basswood) glued to a 1/8" basswood shell. All of the windows (Grandt Line #5031) and the left door (Grandt Line #5080) also match those from the middle section. The larger door, used with the gantry crane, is from Chooch (#7116 Wood Braced Factory Door). The gantry crane I used is taken from Kibri kit HO #9786 "Farben AG" factory with annex.

The B&B siding was cut to shape and holes were cut for the windows and doors. Remember that holes for the doors were also cut through the shell, but not so for the windows, since black paint behind the glazing prevents anyone from seeing inside the building. The siding was then stained black with India ink in isopropyl alcohol, then brown with leather dye, also in alcohol, and finally given a wash of DecoArt Americana Sage Mint acrylic craft paint. After that the siding was attached to the basswood shell with carpenter's glue. Finally, the two visible corners of this structure were trimmed with 3/32" square-section basswood which had been brush-painted with Apple Barrel #20521 Nutmeg Brown acrylic craft paint.

### Gantry Crane

I removed the crane parts from the Kibri factory kit and assembled them using Testors #3502 Plastic Cement. The charcoal gray hue of the plastic didn't work for me, so I sprayed the crane with Rust-Oleum Painter's Touch Flat Red Primer. A short length of wire was attached to the foot of each crane support using Aleene's Tacky Glue. These wires were then inserted into pieces of 1/4" square poplar which serve as the foundations for the crane supports.

### Cannery Sign

The sign on this section of the cannery was created on my computer in Word. After it was printed on plain paper, I cut it out from the paper and used a #17 blade in an X-acto knife to carefully slice off the battens where the sign will sit on the structure's siding. I applied a thin layer of rubber cement to the back of the sign and pressed it into place.



*Continued on page 28*





## Roof

The roof was cut from Evergreen styrene Metal Siding (#4527 with 0.060" spacing) and the corrugated face was sprayed with the Rust-Oleum flat red primer mentioned earlier. The underside (plain face) received more rafter tails cut from Evergreen 0.040"x0.080" styrene stock and some scrap styrene pieces to rest against the top of the wall and hold the roof in place. I painted the rafter tails and the underside of the eaves using the Apple Barrel Nutmeg Brown. Bragdon Enterprises weathering chalks in three different shades were brushed on the corrugated upper surface of the roof. I used a wide felt-tip marker to blacken a rectangular section of white cardstock, creased it firmly, and cut out the "tarpaper" roof ridge piece. Finally, I did the same thing a second time to create the tarpaper gutter between the roof sections of the two B&B structure sections and attached them with rubber cement.

With the cannery building complete, I will need to select some detail parts to be added to the loading dock and inside the open door of the middle section. Also, some numerals should be added to indicate the individual freight car spots in order to facilitate the efficient functioning of this one-turnout operating layout. Until next time, you may reach me with comments and/or questions at [pethoud@comcast.net](mailto:pethoud@comcast.net)





## Tales of the Santa Cruz Northern

By: Jim Providenza

### Fathers and Sons....and Daughters, and Nieces and Nephews...

As the Santa Cruz Northern approaches the reality of its new slogan, “Fifty Years of Occasional Service”, I’ve had several occasions to reflect on this railroad. What it means to me, why I do what I do, why even, I have never felt a real need to tear it down and build something else. (We won’t mention the SR&RL out in the backyard...)

One of the biggest joys of course is the chance to share the SCN with others. Somethings seem to transcend the ‘mere’ creation of the physical presence. By that I mean that a key part of the stated purpose of the railroad is ‘a walk-in, walk-around double deck layout designed for prototypical operations’. And while the SCN does accomplish this purpose, it is a thing, a place, a venue (?)

where so much more happens. These other ‘happenings’ where not something I was trying to build a model railroad for. But they have happened over the years none the less.

The spontaneous camaraderie of a group of people involving themselves in a cooperative role playing game – I had never really considered it. The developing life-long friendships – didn’t really cross my mind as a specific goal. The joy of teaching and mentoring others in the hobby – not on the horizon. There are others, but one stands out fresh in my mind as I write this Tales, a day after an op session. I never really thought the SCN would be something for parents to share with a child – in the way it was created for.

This most recent op session featured a whole bunch of camaraderie (with some very pointed kidding about several operators’ goofs – all in good fun), operators who have been friends for now over 30 years, and (in the evening after the session) a wonderful chance to mentor someone on hand laying a switch.



Dean Deis, fashioning the curved point / closure / wing rail for his first hand-laid switch. Linton von Beroldingen taught me how to hand-lay a switch in 1986; 40 years later I get to pass it on.



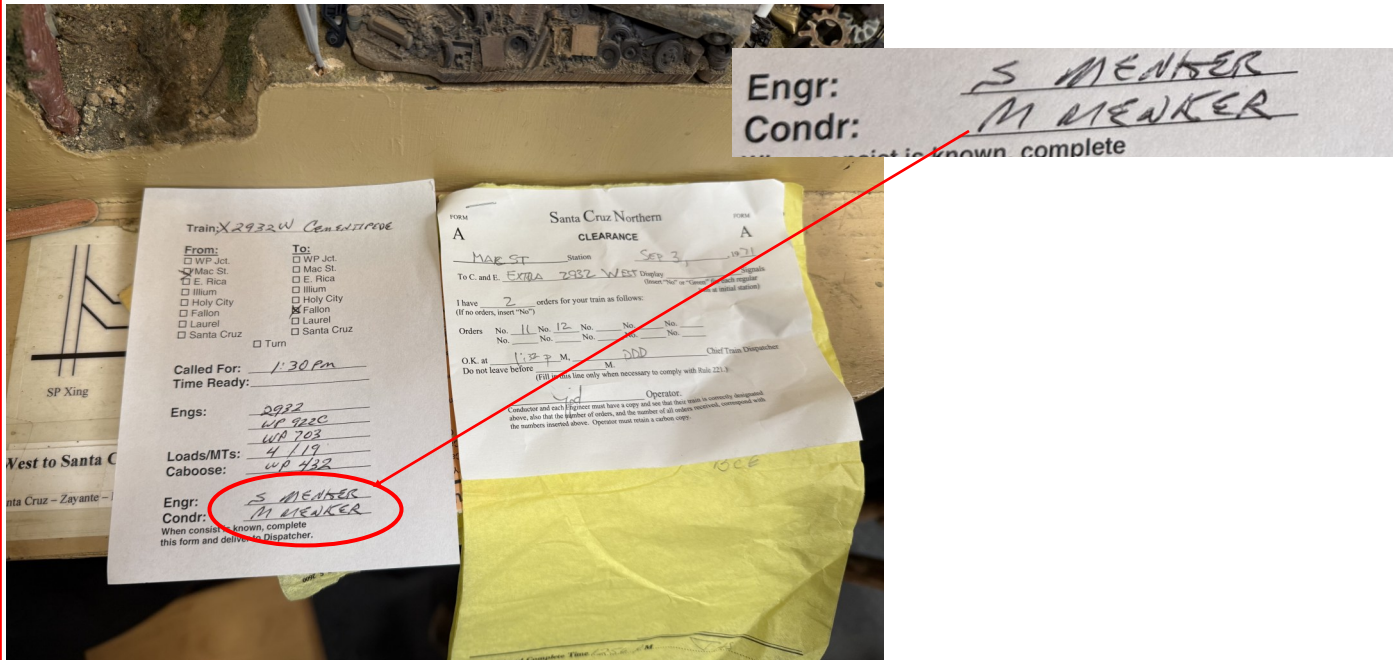
The crew included a number of operators up from Southern California for a weekend of operations. Two of the crew where Steve and Matt Menker. I originally met them back when Matt was ‘a mere youth’, one of the teen members of the La Mesa Model Railroad Club in San Diego. Over the years I have enjoyed operating with both of them at La Mesa and watched Matt become one of key members of the club whose efforts make their Tehachapi op sessions so amazing.

Matt Menker, left and his dad Steve Menker working the Cementipede. Tools of the trade – Steve has his throttle in his left hand; Matt has an uncoupling pick in his right hand. Steve is back with his head end power and is easing the empty cement hoppers down the 4% grade leading to the cement plant under Matt’s guidance.

*Continued on page 30*

## Tales of the SCN, continued

Steve and Matt have been to the SCN together once before... At dinner the night before the SCN op session Steve enjoyed telling how he and Matt had operated the Cementipede together – so many years ago that Matt couldn't remember doing it. But Steve did, teasing that Matt had come up with the solution to switching the Santa Cruz Portland Cement plant. It was a good story for the rest of us, and a great memory for Steve. So of course, Steve and Matt received a Crew Calling Memorandum Sunday morning telling them they were marked up for the Cementipede, once again. Matt was of course listed as the conductor.



The Crew Calling Memorandum, otherwise known as the 'Soup Ticket' for the Cementipede of Sept. 3, 1971 is on the left. On the right is the Clearance Form A for the crew, showing that they are being given 2 train orders, 'Orders No. 11 and No. 12'.

Steve and Matt represent at least four other father/son or father/daughter pairs that have participated in SCN op sessions over the years. Adult/adult, adult/teen, adult/pre-teen, brother/sister, cousins – all family members working together.

Unexpected. And so wonderful to be a part of.

Hmmm, my daughter-in-law's niece is one year old. I was recently told she likes trains so much she is getting Brio for Christmas. I think she needs to come with her mom and dad to visit the SCN... I'll put a throttle in her hand in a heartbeat.



## The Home Layout



By Jesse Walden

Hello again. My name is Jesse Walden and this column focuses on the home layout. We're aiming at helping folks to build and operate a home layout.

In this issue I want to step back and start with the basics of building a home layout.

So, it's the week after Christmas and your spouse wants the tree gone and the trains under the tree to disappear. (Do people still do this?) Boy wouldn't it be fun to play with trains all year round here in the house?



To build a successful home layout you should answer the following questions. Then the sequence of steps is pretty straight forward.

The first basic questions are:

- What do you want?
- How skilled are you, how much time do you really have, and how old are you?
- Where can you put your layout and how big would it be?
- What is the track plan for your layout?

Following this we need to start looking at the mechanical issues of actually building a layout. These include:

- The environment in the layout space,
- Heat, light and power,
- The train board and benchwork,
- Track and turnouts,
- Power.

And then trains, scenery, backdrop, structures and all the clutter that makes it a WOW layout.

The first question is what do you want? By this I mean what do you like to do or what turns you on about model rail-roading? Running lots of long trains? Building detailed structures? Playing trains with your kids/grandkids? You don't know? Obviously, you first need to decide what you generally want to do with your home layout. This will change and become more defined as you move along and get more skilled. Remember, it's your railroad. If you want to show off some skills or models than maybe a small shelf layout will work. If you really want hundreds of feet of track and long trains than a 3000 square foot basement is what you may need. Do you have friends that run a modular club? Here is a possibility to build something small, 24 inches by 48 or 72 inches, and still run long trains.

What is your skill level, time available and physical ability? I can't say it more clearly - Don't start something you will never be able to finish. It becomes very frustrating. New and improved stuff is always coming along. So of course things will change. A friend who has moved to his smaller retirement home told me "NO MORE DUCKUNDERS!" and simple wiring were his design criteria. As we get older we suffer physical limitations. It's great to learn new things but ultimately you do want to run some trains also. If this is your first home layout think smaller than larger. I refer to my decades old home layout as the GURR = the Great Unfinished Railroad.

As the Realtors say, "Location, location, location." Where can you put your train layout? My buddy lives in the mid-west with a 2000 sq ft plus finished basement (and awful winter weather). For him location is less of a problem. Another friend lives in a 2 bedroom apartment with his family. Several really nice layouts are just along a wall in the garage. Location, in most cases, will be a negotiation discussion with the family. Remember, most non-modular layouts don't take well to being moved a lot.

*Continued on page 32*



## The Home Layout, ct'd.

Other important aspect of location is can you run trains there? You might call this the layout environment.

If your home layout is not a garden railway in an open field you need to protect the layout and the operators. Moisture and excessive heat and cold will kill your electronics and trains, and make it uncomfortable to operate. A good electric garage space will take the chill off the layout space. You may also want to consider a dehumidifier and portable air conditioner. I've used these in my unheated attic layout with some success.



Garage space heater



Dehumidifier



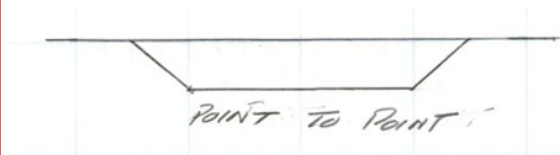
Portable air conditioner

Power and light are the next considerations. It's good to see what you are doing and generally I start with 4 foot LED shop lights, from Home Depot, placed above the track area. This is usually the simplest solution to start. A number of home layouts have spots to highlight a scene or area. Another option is the ability to dim the lights for night operation. We'll look at these in a future discussion.



What would be your electrical needs? If you will run DCC, which I recommend, you probably would be fine with a household 15 or 20 amp 120 volt circuit with various outlets around the space. If you need heating or air conditioning you may want to consult an electrician about a new line.

And now what are we really going to build? Given your druthers, the space you will have, your skill level and time available what will the track plan look like? I lump track plans into 3 boxes. Straight line, loop, and dog bone. In my mind everything else is an expansion or variation on those three. I'm showing sketches because you don't need engineering precision at this stage of your planning.




The straight line or point to point is the simplest and can be the smallest. The trains go back and forth. Sometimes call the shelf layout it is a piece of track that sits on a board attached to the wall, or it can sit on a bookcase. Many of us build these as test tracks. There is no special wiring need. As the sketch shows you can add a pair of turnouts and you now have a siding. You can add many sidings and get what can be called a switching layout. Generally, the layout could be under a foot wide and as long as you want. It can bend and go around the walls.

*Continued on page 33*




## The Home Layout, ct'd.



The second is the classic loop. Trains can run continuously around the circle. Again, no special wiring is required. You can add turnouts and spur tracks both inside and outside the loop. Many loop layouts have a view block down the center. This effectively allows for 2 scenic themes. As for sizing, the width of the layout needed to be the minimum diameter to run the train in the reverse direction. In HO about 40 inches, N about 20 inches.

The third type is a dog leg. Straight track with 2 reverse loops at the ends. A train would run down the main line, get to the end, run down the main line in the opposite direction and then reach the other end and turn around again. DCC control systems have several neat electronic boards to make reversing at the ends very easy. You can eliminate the reverse loops by squeezing the classic loop and have two main lines. Again, sidings any branch lines can be added to the main line. As to width it's the same as a loop the trains need to change direction, HO 40 inches, N 20 inches.



If you are planning on having a modular element in your home layout then the organization defines the ends or interface points and module height. In the case of the California Central Coast Modular On30 group, which sets up a various train shows, they define their end plates as 24 inches by 6 inches and 48 inches off the ground. The trackwork arrives perpendicular to the end plate. I have seen some really nice home layouts based on a movable central module and ends that stay at home. The stay-at-homes can be a yard or reverse loop.

Here are some on-line sites to help in the planning of your layout:

<https://www.nmra.org/beginners-guide-part-2-layout-planning>

<https://modeltrainmedia.com/how-to-build-a-model-train-layout-the-best-method-from-planning-to-perfection/>

In our next issue we'll look at the physical construction of the home layout.

Please drop me a note at [jesse.cpw@gmail.com](mailto:jesse.cpw@gmail.com) with questions or other topics you would like the Home Layout to cover.





## Want to Get More Out of the Hobby?: Consider Making it a Family Affair.

By Dave Theis, Daylight Division Member

I have to admit when I first joined the NMRA a few years ago, I had initially become a member because the hobby was something I was personally interested in and enjoyed. The thought of including my wife or asking her to join me in the hobby had never really crossed my mind and, frankly, I didn't think it would be something she would ever be attracted to or have an interest in. Boy, was I wrong.

Now, don't misunderstand me. My wife was not really into running trains or modeling on layouts, but what I soon discovered was she did have an interest in seeing other layouts and going with me when I attended some of the different conventions. I know, it was hard for me to imagine too, but for some strange reason she actually enjoyed spending time with me.

Thus began a partnership in the hobby that allowed us to not only spend more time together, but it presented the opportunity for us to visit some really incredible places, meet some awesome people, make some new friends, enjoy and appreciate the work of a number of talented hobbyists, and to see the model railroad empires they had created. To me it was a win-win situation. I get to enjoy my hobby. I get to spend time with my wife. And, being honest, I don't seem to get as much grief when it comes to buying that new locomotive I have had my eye on.

There is a disclaimer I need to make at this point. In order for my wife to accompany me to many of the NMRA events she needed to become a NMRA member. Fortunately, the process was as simple as adding her to my existing membership under the Family Plan and paying the additional \$10.00 fee. Yes, that's right. It only cost me \$10.00 for her to become a NMRA member and she even received a membership card with her very own ID number.

While adding my wife to my membership worked for both of us, it also allowed her to participate with me in the events and activities that interested her. I do recognize that not every spouse may be sure if they want to become a member. The good news is that even if they are not sure there are still certain activities that they can participate in without being a member. For example, even if they are not a NMRA member, the Pacific Coast Region provides an opportunity for your spouse to join you under their Companion Fair Program when you attend one of their annual conventions. The advantage of this program is there is no additional cost to add them to your registration and it gives your spouse the chance to see if this hobby is something that might interest them as well. And like I said, if nothing else, when you go to a convention you get the opportunity to spend time together and visit some really great places.

One other consideration is that even if they decide to participate or join you at one of the events, the chances are that your spouse may not always be as interested in certain clinics or some of the other activities you are interested in. My wife certainly falls into this category. She usually lets me know what she wants to attend and what she wants to skip; which I am perfectly fine with. Typically, she will either go back to the room or she will find something else to do when it's something she wants to skip. I am actually very fortunate in that her personal hobby of choice is Crotchet and most of the time she will attend the clinic or event with me and then just sit there and work on one of her many projects to keep herself busy.

I should also mention that many of the conventions and events recognize this as well and as such they offer hospitality rooms for our spouses to hang out in while we are in the clinics and some even offer alternative activities for them to participate in. For instance, at next years annual PCR convention in Sonoma, the Extra 2026 North, they will have a hospitality room which will be open all day and offer activities like building puzzles, playing cards, crafts, and if that isn't enough, they will offer an excursion to a winery for a tour and wine tasting. No matter what their interests, there will certainly be plenty to do and a variety of choices and activities from which to choose.

All of this is to say, whether you are new to the hobby like I was, or if you are a tried and true veteran of the rails, it is possible you could get more enjoyment from our favorite pastime if you considered making it a family affair. Who knows, they may catch the bug and get so involved they decide to join the Women in Model Railroading Special Interest Group and take their involvement in the hobby to a whole new level. Wouldn't that be interesting?

I hope this article has given you something to consider. I encourage you to speak with your spouse about joining you in the grand adventure. I know, for me, adding my wife as an NMRA member and her joining me at the various conventions and activities has really made a difference in how much I enjoy the hobby both personally, and as a family. And did I mention that I don't get as much grief about buying trains? Yes, that certainly is a bonus as well.





The latest industry on the Nicasio Northern is the “**Grain of Truth**” elevator. It follows in the tradition of Nicasio, a real town in Marin, which never had a railroad. Basically self defense from the rivet counters. Laser-cut kit.





## Daylight Division Report

By Walter Mizuno



Hello everyone and welcome to another year! I hope that everyone received their fill of train- related items over the holidays.

As we start the new year, we are already planning to have other recruitment activities beginning with the GE-HAMS train show on March 7th & 8th at the Kern County Fairgrounds.

Did you know that this is the 32nd year for the train show in the Daylight Division? Daylight Division members will be operating a Timesaver layout and sharing ways to get more enjoyment from the hobby. We've still got space for more members to join us and share their experiences.

Early in November, we held our latest meeting and hosted some model railroad clinics at Dave and Sandy Theis's meeting room. Both new and long-time members attended the event where we held several clinics and welcomed new members. Here is a photo montage of the day's activities.:



Steve Lowe (left) shows the art of precision ballasting—proving that the right technique can turn ordinary track into a realistic model.



New member and professional railroader Mike Harris (standing, left) shares real-world track-laying tips.



Cole Rodriguez (left) and Mike Harris dive into the finer points of trackwork. Cole's enthusiasm was contagious—exactly the spirit we love seeing at our clinics!

*Continued on page 37*



## Daylight Division Report



Clinic host Dave Theis shows how versatile foam insulation can be for layout building. From mountains to valleys, foam makes dreams (and scenery) take shape.



Just some of the tools that turn good track into great track. A reminder that craftsmanship—and a well-stocked toolbox—go a long way in this hobby.



Neil Fernbaugh in the foreground and Sylvia Pethoud partially hidden, team up to bring our first Timesaver layout to life. Nothing beats seeing a switching puzzle come together for the first time.

*Continued on page 38*

## Daylight Division Report



Robert Pethoud teaches his grandson the magic of building conifer trees from simple furnace filter material—proof that great scenery doesn't require great expense.



Joshua Pethoud (standing beside Robert, mastered tree-making so quickly that he soon became one of the day's instructors. That's the power of hands-on learning—and youthful enthusiasm!



perfect moment: Robert and Joshua enjoying quality time together at the clinic event. Family, fun, and modeling—what better combination could there be ?

So that wraps up this quarter's report—and what a quarter it has been. Our November event was a tremendous success, thanks to the energy, generosity, and enthusiasm of the members who stepped forward to teach, build, demonstrate, and welcome newcomers. A heartfelt thank-you to Dave and Sandy Theis for hosting the event, and to Steve Lowe, Doug Wagner, Robert and Sylvia Pethoud, Mike Harris, and Neil Fernbaugh for planning, preparing, and making the day come to life. Your involvement not only made the event memorable but also showcased the spirit that defines the Daylight Division: sharing skills, supporting one another, and celebrating the joy of the hobby together.








GEHAMS welcomes visitors  
on any Saturday, (closed on Dec. 25)  
11:00 AM to 1:30 PM,  
to view trains operating over  
Central California's largest  
HO and N Scale layouts.

For more information, please email  
[carldw@aol.com](mailto:carldw@aol.com), phone (661) 331-6695  
or visit our web site at [gehams.club](http://gehams.club)





VISIT THE COAST DIVISION YOUTUBE CHANNEL



[LINK](#)



There are currently 109 recorded videos comprising nearly sixteen hours of model railroading content. Make sure you have plenty of time!!



## Redwood Empire Division Report

By Doug Smith



First, I want to wish everyone Happy Holidays! Many of us had our first experience with model trains, maybe a Lionel or American Flyer, with that oval of track around the Christmas tree. That means it's a great train season with many personal and family traditions. Pass them on !!!

We just had a hiccup in our schedule as the meet scheduled for November 29 2025 had to be cancelled. It was optimistic to schedule an event for Thanksgiving weekend but we had to try. Going forward our schedule will be:

March 21, 2026

June 20, 2026

September 19, 2026

November 21, 2026

Meetings will be at Monroe Hall, 1100 W. College Ave, Santa Rosa starting at 11:00 AM. All RED members as well as other NMRA members and guests are invited to attend.

It has been a busy time in the RED. Much of our efforts have been in planning for the 2026 PCR Convention. Led by Cliff and Denni Baumer there are many RED members who have the planning process singing along. Sign-ups are rolling in. Layout tours and excursions are taking shape. The clinic space is filling up but some slots are still available. As in the last issue there is a more focused discussion elsewhere in this Branchline, so I won't repeat things here. Thanks to all of the volunteers for their efforts !!!

Why has the Winter meeting moved to March? I found out that the Great Train Show scheduled for February 21-22 in San Jose has been moved to Vallejo. Of course, this is in RED territory. These shows are great for attracting new NMRA members. I'd like some of our members to staff the NMRA booth. It's a fun day with lots of possibilities. Their website is: <https://www.greattrainshow.com/>. **Contact me if you can help staff the PCR booth.**

Other selected RED activities:

As everyone knows, we will be hosting the annual PCR convention in our backyard from April 30 through May 3. The convention hotel will be the Doubletree in Rohnert Park. Layout tours, day tours, operating sessions, and clinics are all filling up the schedule. A lot of information is available on the website at **PCR Convention 2026**

We are ramping up activity for Golden Spike awards within the Division. Giuseppe Aymer is leading that charge.

Our RED website is up and operating at [Redwood Empire Division – Pacific Coast Region, NMRA](https://www.redwoodempiredivision.com/).

After a long tenure as our Chief Clerk and Paymaster David Grundman is stepping down from those important functions.

Many thanks to David for all of his contributions. The search for new talent is on.

Local clubs are showing good progress at every visit.

Again, best to all this holiday season.

Cheers, Doug



## Sierra Division Report



**Mormon Rocks**  
*Photo: Chip Meriam*



**Cincinnati Union Terminal Under Construction**  
*Photo: Chip Meriam*

The Sierra Division Fall Meet was held in Chico October 11. The first stop was a large HO scale depiction of the Southern Pacific and Union Pacific railroads spanning the United States from San Diego, California to Cincinnati, Ohio.

More than just a model railroad, the Remanso de Paz & Western is a 3-dimensional geography lesson. Some of the locations modeled include the Mormon Rocks in San Bernardino, CA; Green River, Wyoming; The citrus groves of Southern California; the Salt Flats of Utah; and the Feather River Canyon in California (see the October Short Line for more photos).

This is a large, club-sized layout but is, remarkably, the handiwork of three men with a few helpers. Ken Roye and his sons Jason and Tobin have constructed this exhibit in a large, purpose-built structure.

Sierra Division members spent a good portion of Saturday morning inspecting and photographing this magnificent layout.



**The Roye Family**

Left to right: Tobin, Ken, Jason  
*Photo: Chip Meriam*

*Continued on page 43*



## Sierra Division Report, ct'd.



**Reberg - Derived from Gerber, a Division Point on  
the Southern Pacific**  
*Photo: Ethan Doty*

The second Chico stop was Chip Meriam's home layout, WP & SP Somewhere in Northern California.

Chip is a Chico native, and the two railroads reflect this. The main line of the East Valley Subdivision of the SP ran through Chico (and still does as Union Pacific). Chico was the northern terminus of the Sacramento Northern Railroad, a subsidiary of Western Pacific. Following UP's acquisition of Western Pacific, the SN rails were quieted, later to be removed in 1987.



**GE 44 Tonner, Painted, Detailed & Decaled for Sacramento Northern**  
*Photo: Ethan Doty*



**Attentive Division Members at the Business Meeting**  
clockwise from upper right: Mike Hamlin, Ed Powell, Lou  
Anderson, Tobin Roye, Jim Smyrack, Len Raley  
*Photo: Lorri Meriam*

Following the layout tours, Chip and Lorri Meriam hosted the group for lunch on their back patio. The star of the show was barbecue Tri-Tip prepared on site by Mike Hamlin. Not surprisingly, there was no left-over meat.

The last order of business was, well,,,business. A brief business meeting concluded the day's activities with the "passing of the gavel" from Dave Putnam to Dave McBrayer.



31 JAN, SAT

- PCR Layout Design & Operations Weekend Meet South Bay Historical Railroad, Caltrain Station, 100...

1 FEB, SUN

- PCR Layout Design & Operations Weekend Meet South Bay Historical Railroad, Caltrain Station, 100...

21 FEB, SAT

- Great Train Show Solano County Fairgrounds, 900 Fairgrounds Dr, Vallejo, CA 94589, USA

22 FEB, SUN

- Great Train Show Solano County Fairgrounds, 900 Fairgrounds Dr, Vallejo, CA 94589, USA

28 FEB, SAT

- Great Train Show Sacramento County Fair, 1600 Exposition Blvd, Sacramento, CA 95815, USA

1 MAR, SUN

- Great Train Show Sacramento County Fair, 1600 Exposition Blvd, Sacramento, CA 95815, USA

30 APR, THU

- PCR Convention: Extra 2026 North DoubleTree by Hilton Hotel Sonoma Wine Country, One Doubletr...

1 MAY, FRI

- PCR Convention: Extra 2026 North DoubleTree by Hilton Hotel Sonoma Wine Country, One Doubletr...

2 MAY, SAT

- PCR Convention: Extra 2026 North DoubleTree by Hilton Hotel Sonoma Wine Country, One Doubletr...

3 MAY, SUN

- PCR Convention: Extra 2026 North DoubleTree by Hilton Hotel Sonoma Wine Country, One Doubletr...

6 MAY, WED

- O Scale West 432 Stierlin Rd, Mountain View, CA 94043, USA

7 MAY, THU

- O Scale West 432 Stierlin Rd, Mountain View, CA 94043, USA

*Continued on page 45*

# Monthly Activities

**First Thursday** - 10:00 AM / Siskiyou Model RR Club. / Currently meeting at member's homes. Info: Tom Brass, (530) 842-4921,

**First Saturday** 10:00 AM / San Leandro Historical Railway Society (HO, O, G), Monthly meeting / 1302 Orchard Ave, San Leandro, CA / Eugene 510-963-2985 / Info: info@slhrs.org.

**First Saturday** 11:00 am to 12:00 PM / Golden State Model Railroad Museum / East Bay Model Engineers Society (O, HO, N, Narrow Gauge, Traction) / Point Richmond, CA / Club Phone 510-234-4884 or info@gsmrm.org. Free coffee and doughnuts.

**First Saturday** 12:30 PM / European Train Enthusiasts (ETE) Sacramento Chapter (HO, HOM, N) 3600 J Street, Sacramento, CA. (entrance from 36th Street near East Sacramento YMCA). Social and H0 layout running 12:30 to 2:00 PM, then program/show and tell, followed by 2:30 PM business meeting. / Contact: Dusan Petras (650) 300-9504 or Jim Fischer (916) 965-7117, e-mail: dusanpetras@aol.com / See the website for additional information: www.ete.org.

**Second Tuesday** 7:30 PM / Empire Builders Model Railroad Club (HO) 3318 School St, Oakland, CA / e-mail: president@ebmrc.org

**Second Wednesday** 7:30 PM / Golden Empire Historical and Modeling Society (HO&N) Bakersfield, CA / Doug Wagner, e-mail: carldw@aol.com or 661-589-0391 / Club phone: 661-325-5820

**Second Saturday** 10:00 AM / Tehachapi Loop RR Club / Tehachapi, CA / Tom O'Brien, e-mail: threerail@earthlink.net 661-822-1546

**Second (and Fourth) Saturday** 10:00 AM to 3:00 PM (and every Wednesday 10:00 AM to 12:00 PM) • Admission: Free / Bay Area N-Trak Model Railroad Club (N) Wells Fargo Express Room, Southern Pacific Railroad Depot, 900 Loring Ave., Crockett, CA • Map / Donations are welcome. / Contact: Jim Gray, send text to 925-260-5804 or e-mail to gray-marks@hotmail.com

**Second Saturday** 1PM-4PM / West Bay Model Railroad Association, Open House, We run trains run for our visitors, 1090 Merrill Street, Menlo Park, CA / e-mail westbaylines.com

**Second Saturday** 1:00 to 5:00 PM / European Train Enthusiasts (ETE) San Francisco Bay Area Chapter (HO) Location varies / Contact: Brian Hitchcock, brianhitchcockdba@gmail.com / See the website for additional information: www.ete.org.

**Second Saturday** 1:30 PM / Carquinez Toy Train Operating Museum Business Meeting, 645 Loring Ave (Across from C&H Sugar), Crockett, CA. MAP

**Second Saturday** 3:00 - 6:00 PM / California Central Club (HO & HOn3) / Old Agnew Station, 4185 Bassett St, Santa Clara, CA / Subject to change, contacting us in advance of your visit is highly recommended at: ccmrc1961@gmail.com

**Second & Fourth Weekends** / Swanton Pacific Railroad Society (19") Santa Cruz County, CA / Ed Carnegie, e-mail: ecarnegi@calpoly.edu or 805-756-2378

**Mid-Month Weekends** / Bitter Creek Western RR (Live Steam) Arroyo Grande, CA / Dan Andrews, e-mail: danandrews@charter.net or 805-481-0419

**Third Monday** 7:00 PM / San Luis Obispo Model Railroad Association (all) Oceano Depot, CA / Dennis Pearson, e-mail: info@slomra.org or 805-929-3062

**Third Tuesday** 5:30 PM Dinner, 6:30 PM Meeting/ Visalia Electric Railroad Modelers & Historical Society / Meets at Apple Annie's Restaurant, 1165 N. Blackstone, Tulare, CA 93274/ Mike Harris, e-mail: [rrmike2003@yahoo.com](mailto:rrmike2003@yahoo.com).

**Third Wednesday** 8:00 PM / West Bay Model Railroad Association, Monthly Business Meeting, 1090 Merrill Street, Menlo Park, CA / e-mail westbaylines@gmail.com

**Third Friday** 7:00 - 11:00 PM / Black Diamond Lines Model Railroad Club Operating session (HO) / Antioch, CA / Info: info@blackdiamondlines.com / Club phone 925-779-1964

**Third Saturday** 9:00 AM - 12:00 PM Noon / San Joaquin Central Operating Session (HO) / Fresno, CA / Chuck Harmon, e-mail: harmonsta@aol.com or 559-299-4385. It's April 1949 on SP's Donner Pass and fictitious SJC. An advance courtesy contact is appreciated. Send e-mail to be added to mailing list.

**Third Saturday** / Sacramento Modular Railroaders Operating Session (HO) / Sacramento, CA / Scott McAllister, e-mail: scooter923@att.net

**Fourth Wednesday** 7:00 PM / Coast Toy Train Club / Wood Glen Hall, 3010 Foothill Rd (at Alamar), Santa Barbara, CA / Lots of collecting in S, O, and Standard gauges. / Contact: Ken Kelley, e-mail: kenatttr@thirdrail.com

**Fourth (and Second) Saturday** 10:00 AM to 3:00 PM (and every Wednesday 10:00 AM to 12:00 PM) • Admission: Free / Bay Area N-Trak Model Railroad Club (N) Wells Fargo Express Room, Southern Pacific Railroad Depot, 900 Loring Ave., Crockett, CA • Map / Donations are welcome. / Contact: Jim Gray, send text to 925-260-5804 or e-mail to gray-marks@hotmail.com





**Alameda County Central Railroad Society**

ACCRS is an HO and O scale club with layouts in a 30x100 building on the Alameda Co. fairgrounds in Pleasanton. With over 60,000 annual visitors, ACCRS is a great showcase for the hobby. Layouts reflect Alameda County and California and are continually improving and updating. Open for Fair events and Fridays, 6-9 PM. Lowest dues in the area.

Contact: Gary Lewis 925-455-8135

Email: [glgslewis@comcast.net](mailto:glgslewis@comcast.net)

Web: [www.pleasantonmodelrr.org/index.html](http://www.pleasantonmodelrr.org/index.html)

**Amador County Model Railroad Museum**

The ACMRRM is located at 13828 Gold Mine Road, #1, Pine Grove, CA. Gold Mine Road intersects with Hwy 88 in Pine Grove. Our non-profit association is open to the public from 10 AM to 5 PM, Friday through Sunday during Winter months and Wednesday through Sunday during the Summer. Work sessions are held every Tuesday starting at 10 AM. Our scenic DCC HO-scale layout depicts the lumber and gold mining history of Amador County. Operations include the Amador Central short line as well as the railroads of California's Central Valley including terminals at Stockton and Sacramento. Contact: Robert Piety, 209-296-3587 email [rdpiety@sbcglobal.net](mailto:rdpiety@sbcglobal.net)

**Antioch Model Railroad Club**

The Black Diamond Lines is an HO Club located at 425 Fulton Shipyard Rd, Antioch. The BDL has been in continuous operation since 1981. Our Club is open to visitors on Tue. & Fri. from 5 to 7PM. We hold monthly Operations Sessions (4 hr.) on the LAST Saturday of each month, from 10 AM to 2 PM using Train Orders. We are a DCC (only) layout and we are kid friendly, although anyone under 18 has to have a related adult present, to run on the layout. For more information, [info@blackdiamondlines.com](mailto:info@blackdiamondlines.com) or visit us on the web at [www.blackdiamondlines.com](http://www.blackdiamondlines.com) and we can be found on Facebook and YouTube.

**Bay Area Ntrak Model Railroad Club**

BANtrak MRC invites N scale modelers to visit us at the Wells Fargo Express Room, Southern Pacific Railroad depot, 902 Loring Ave., Crockett, on Wed. and Sat., 10 AM to 3 PM. Contact: Bob Lewis, 925-283-6838  
E-mail: [BobLewis1@sbcglobal.net](mailto:BobLewis1@sbcglobal.net)

**Bay Area S Scalers**

BASS is a group of modeler railroaders in the San Francisco Bay Area focused on scale modeling in 1:64 scale. BASS is a round robin club, typically meeting in a member's home on the third Saturday of odd numbered months. Meetings may include a mini-clinic, or showing progress on models or a layout. We also have a modular layout that has been displayed at public events. Contact: Michael Eldridge ([meldridge2000@gmail.com](mailto:meldridge2000@gmail.com)).  
Web: [www.bayareasscalers.org](http://www.bayareasscalers.org)

**California Central Model RR Club**

The CCMRC is located in the old Agnew depot (Santa Clara) of the Southern Pacific (4185 Bassett St.) directly across from the Lafayette St. gate of Agnew State Hospital. The theme of the 15' x 50' HO club is western railroading running from the Bay Area to Southern Oregon. We meet Fri., 7:30 to 11 PM. Operating sessions the 1st and last Fri. of the month. Contact: 408-988-4449 (operating nights), or Wayne Cohen, 408- 779-0707.

**Carquinez Model Railroad Society**

CMRS models the line from Oakland to Sparks with a double track mainline and many well-known lineside industries on three levels. The layout is in the 36 x 60 foot main room of the recently renovated former Oddfellows building that dates back to the 1890's. New HO<sub>n3</sub> branchline coming soon. Entire railroad is NCE DCC-based with JMRI WiFi throttle support. We are open to the public bi-monthly with weekend open houses. Please see our web site ([www.cmrstrainclub.org](http://www.cmrstrainclub.org)) and our listings in the PCR Master Calendar for more information. The club is open for perspective members and visitors during our Wednesday night work nights, 5PM to 9PM. We are located on the second floor at 645 Loring Ave., Crockett, CA 94525. Contact: Ron Lehmer, [president@cmrstrainclub.org](mailto:president@cmrstrainclub.org) or Steve Huffstetter, [secretary@cmrstrainclub.org](mailto:secretary@cmrstrainclub.org). Club

number  
510-722-3025



Continued on page 47

**Coastal Valley Lines Model Railroad Club of Sonoma County, LTD**

Coastal Valley Lines Model Railroad Club of Sonoma County, LTD (Coastal Valley Lines) is an association of novice-to-expert model railroaders from the Sonoma County area, who operate a digitally command controlled (DCC) HO scale modular railroad at public and private events, and gather for clinics, work sessions and monthly meetings. Coastal Valley Lines is incorporated in the State of California with its primary purpose of educating the public about model railroad-ing as a family hobby and is a not-for-profit 501(c) 3 organization with elected officers and bylaws. Additional information can be found at [cvlrr.com](http://cvlrr.com).

**Eel River Valley Model Railroaders**

The Eel River Valley is an HO club with a NWP-layout series of modules under construction. We meet Fri., 7:30 PM at the Humboldt County Fair Grounds Commercial Building, NW corner, Ferndale. Contact: Jack Jensen, 707-845-2823, 3313 Union St., Eureka, CA 95503 or Ron Plies, 208-229-7107, 12818 N. 11th Ave., Boise, ID 83714.

**Elsie** The Left Coast (Elsie) HOn30 group invites anyone interested to join us. We use existing standards for module construction but are not merely a modular group. Contact: Al Sandrini in Bakersfield, 661-664-8614 or Ken Lunders in Cupertino, 408-777-9572.

**European Train Enthusiasts**

ETE ([www.ete.org](http://www.ete.org)) serves modelers, railway fans, related organizations, and the community through public venues, operating layouts, the annual convention EuroWest, the chapter newsletter, and the quarterly national journal, the ETE Express. ETE is open to all who have an interest in European railways, whether full size or scale model. The SF Bay Area Chapter meets the second Saturday of the month from 1-5pm in various locations around the bay. Contact BillKeaney (650) 355-7231 or [billkeaney@comcast.net](mailto:billkeaney@comcast.net).

**Golden Empire Historical & Modeling Society**

Bakersfield GEHAMS, founded in 1987 and in their current location since March '94, is dual-scale with a 30' x 100' HO, and a 18' x 80' N based on SP's route from Bakersfield to Mojave with Tehachapi Loop. Though under construction, mainlines are in with monthly operations. Contact: Doug Wagner, 661-589-0391 email: [carldw@aol.com](mailto:carldw@aol.com) GEHAMS web: [www.gehams.org](http://www.gehams.org)

**Golden State Model Railroad Museum – East Bay Model Engineers Society**

900-A Dornan Drive in Miller-Knox Regional Park at Point Richmond. Weekly public hours are on our website. To meet members, inquire about membership and behind the scenes tours come 1st & 2nd Friday evenings of the month between 7:30 and 10 PM.; behind the scenes tours also available most Wednesdays 11 AM to 3 PM. New members are welcomed in all Scales – O, HO and N, including narrow gauge and traction. For general information check the website or call (510) 234-4884 (recording); for membership inquiries call 1st or 2nd Fridays 8-10p.m. (510) 236-1913. For other information or to schedule special events, Email [info@gsmrm.org](mailto:info@gsmrm.org). Website: [www.gsmrm.org](http://www.gsmrm.org)

**Humboldt Bay & Eureka Model Railroad Club**

The HB&EMRC meets at their clubhouse and layout at 10 West 7th St., Suite #C in Eureka, on Sat., 7:00 PM. Visitors are always welcome. Business meetings 1st Sat of month, 7:30 PM. Contact: David Berriman P.O. Box 915, Arcata, CA 95518 707-825-7689

**Monterey & Salinas Valley Railroad Museum**

26 Station Place - Salinas, CA 93901  
The Monterey and Salinas Valley Railroad Museum is dedicated to creating & maintaining a Railroad Museum in Salinas with an emphasis on the historic, contemporary and future value of the Railroad to the Salinas Valley and Monterey Bay Regions, providing experiential educational opportunities for children of all ages enhancing the core curriculum and inspiring civic involvement in our communities.

Open first weekends of each month 10AM - 4PM  
831 789 8097

[www.msvrr.org](http://www.msvrr.org)  
[info@msvrr.org](mailto:info@msvrr.org)

**Napa Valley Model Railroad Historical Society**

Located at The Napa Valley Expo, (fairgrounds), 575 Third St., Napa, our railroad runs from Napa to Ukiah with off line connections to Stockton and Portland, has 700 feet of main line, and large classification yards at each end. The layout is never finished, as we are always rebuilding and improving! Era is 1940 to present. Member-owned rolling stock stresses reliability and realism. We meet Fri. 7:30 PM to 12, with formal runs the 2nd Fri. of the month. Info: John Rodgers 707-226-2985 E-mail: [Napa-John@napanet.net](mailto:Napa-John@napanet.net) Web: [www.nvmrc.org](http://www.nvmrc.org)

*Continued on page 48*

### Nn3 Alliance

An Internet-based fellowship of over 700 members in nine countries who model narrow gauge in "smaller scales". The term "Nn3" is used generally to describe 3', 3'6", and meter gauges, modeled in N or 2MM Scales. Members include local groups in the USA, UK and Europe whose portable exhibition layouts and modules regularly appear at conventions and shows. The "corporate" entity of the group - The Nn3 Alliance - created and published "The Nn3 Handbook", 140 pages with 400 illustrations, covering all aspects of small-scale narrow gauge, which remains the standard reference.

Web: [www.Nn3.org](http://www.Nn3.org)  
<https://groups.io/g/Nn3>

### Sacramento Model Railroad Historical Society

Established in 1948, the SMRHS is located at 1990 Grand Ave., Sacramento. Modeled as the Sierra Central RR, both HO and HOn3 layouts. HO layout is being rebuilt to depict SP/WP prototype. Open Tues. and Fri. nights, 7:30 PM. Contact: 916-927-3618

Email: [bod@smrhs.com](mailto:bod@smrhs.com)  
 Web: [www.smrhs.com](http://www.smrhs.com)

### Sacramento Modular Railroaders

Most of our events are operating sessions, where we make up trains in our large switch yard, and send road crews out to switch cars into and out of industries at the towns along the main line. The club owns a large main yard, the corner modules, some special modules, and some rolling stock.

Members own their own modules and rolling stock. Contact: [membership@sacmodularrailroad.com](mailto:membership@sacmodularrailroad.com)

### Sacramento Valley Live Steam Railroad Museum (SVLSRM)

The SVLS was founded in 1968 and is located in Hagen Community Park, Rancho Cordova, CA. Our initial 1500 feet of track has expanded to over 6300 feet of mainline and sidings. Approximately 1500 feet is dual gauge 4 3/4" and 7 1/2". We can accommodate equipment ranging in size from 1 inch scale (standard gauge) to 5 inch scale (2 foot narrow gauge), the most common scale being 1 1/2". Public run days are on the 1st Saturday and 3rd Sunday of each month during our operating season

### San Joaquin Valley Garden Railway Society

The SJVGRS was founded in July of 1995 to promote the joy of building and operating Garden Railways. We have grown to over 70 families in the Central Valley, meeting monthly at members' homes to spend the afternoon sharing our hobby, weather permitting. Dues: \$25 a year for a family.

Web: <http://home.att.net/~sjvgrs/train/>

### San Joaquin Valley Toy Train Operators

We are an all scale train club. We have members in scales from Z to G. Whether you are someone who likes to run toy trains in circles or model an exact date, railroad or scene or anything in between you are welcome. Everyone who likes trains is welcome. You don't need to own any trains. We have two portable layouts that we set-up at public locations. We have set them up at care facilities, Amtrak stations, train shows and other places. We also have outside club activities. We have gone on the train to Sacramento and the Sacramento Rail Museum. We've ridden the train at Railtown 1897 SHP and had a private tour there. Also we have visited home train layouts and will have many other activities in the future. Our meetings are at the Scouts Hall, 4717 Elm Street, Denair, CA at 1:30 PM (doors open at 12:30) on the first Sunday of each month. Holidays or other events can change that. We always get there by 1:00 PM to visit and see what others have brought to show. For more information please call Ed Cathcart at 209-479-4432

### San Leandro Historical Railway Society

The SLHRS models the SP from Oakland/San Leandro to just east of Norden using the tri-level Donner Pass plan featured in the March '98 Model Railroader. It's housed in the former S.P., San Leandro depot, located at 1302 Orchard Ave., San Leandro (just off Davis St.). Work sessions Sat. 9:00 AM - 1:30 PM and Tues. 7:30 - 9:30 PM, business meetings the 1st Fri. at 7:30 PM. Contact: Eugene Brichacek, 510-963-2965  
 email: [embrichacek@gmail.com](mailto:embrichacek@gmail.com)



### San Luis Obispo Model Railroad Association (SLOMRA)

The SLOMRA is a multi-scale modular group with active N and HO scale layouts. The goal of our nonprofit association is railroad education and local history through public display of our modules. Our shows usually include G-gauge, tinplate, and even LEGO trains. The monthly meetings include model and prototype activities, videos and discussions. The SLOMRA is open to new members who have a love of trains. The general meeting is the third Monday of every month at 7:00pm at the Oceano Depot. For more information visit [www.slomra.org](http://www.slomra.org) or email [info@slomra.org](mailto:info@slomra.org).

### Silicon Valley Lines

The SVL is located at 148 E. Virginia St., San Jose. We meet Fri. 7:30 to 11:30 PM, with business meetings the 1st Fri. and operating sessions the last Fri. of the month. Our HO layout utilizing DCC for realistic operations, computer-generated train orders and radio-based dispatching. E-mail: [svl@siliconvalleylines.com](mailto:svl@siliconvalleylines.com) Web: [www.siliconvalleylines.com](http://www.siliconvalleylines.com)

### Siskiyou Model Railroad Club

Currently we are meeting at a member's home on the first Thursday evening of the month. Contact Tom Brass as 530-643-1556. Currently a few members have been getting together on Tuesday mornings for various activities.

### South Bay Historical Railroad Society

SBHRS invites interested modelers to visit us in the historic Santa Clara CalTrain Depot, 1005 Railroad Ave., Santa Clara, Tues. 5:00 to 8:00 PM or Sat. 10:00 AM to 3:00 PM. Contact: 408-243-3969. Web: [www.sbhrrs.org](http://www.sbhrrs.org).

### South Coast Society of Model Engineers

The club consists of enthusiasts of all scales and prototypes living in the Santa Barbara area, and has a collection of railroad books and videos for loan to members. The club has no layout but activities include weekly operations and work sessions at member layouts, as well as occasional club field trips. We meet every 3rd Tues. at 7:30 PM, at Woodglen Hall, 3010 Foothill Road, Santa Barbara. Junior members welcome. Contact: Secretary David Kuehn, email: [davidkuehn@cox.net](mailto:davidkuehn@cox.net). Facebook: <http://www.facebook.com/group.php?gid=163470062239>

### The Tidewater Southern MRC Inc. & Tidewater Southern Railway Historical Society Inc.

We are Located in Building 1 at the San Joaquin County Fairgrounds (1658 S Airport Way, Stockton, CA 95206), We have both HO and N scale layouts housed in a 2,400 sq. ft. alcove. The HO scale layout represents the former Tidewater Southern branch line of Western Pacific. We meet every Saturdays from 9am - 5pm except for major holidays and run trains on the last Saturday of the month. Admission is free! Email us at: [tidewatersrhs@gmail.com](mailto:tidewatersrhs@gmail.com) for our schedule.

### Tri-city Society of Model Engineers

The TCSME located in the Niles Plaza is currently looking for new members to help build and operate both an N Scale and an HO layout focused on Fremont and surrounding areas. We meet Fridays 7:30-9:30 PM. The depot is located at 37592 Niles Blvd, Fremont, CA 94536. Please visit our web site at <http://www.nilesdepot.org/> <http://www.nilesdepot.org>

**Walnut Creek Model Railroad Society** The WCMRS located at 2751 Buena Vista Ave, Walnut Creek, is open on last Friday of the month from 8:00 to 10:00PM for operations. Fares are \$3.00 for 6-12 and seniors over 60 and \$5.00 for adults. Membership is always open to interested HO modelers. Contact: 925-937-1888 (recorder); Web: [www.WCMRS.org](http://www.WCMRS.org). "Like Us" on Facebook ([www.facebook.com/wcmrs](http://www.facebook.com/wcmrs)). Please refer to [www.wcmrs.org](http://www.wcmrs.org) for the dates and times of our Annual, Weekend and Friday evening shows.

### West Bay Model Railroad Association

The West Bay Model Railroad Association is accepting new members; all skills are invited. Construction and scenery are now complete on our DCC 2-level HO layout designed for operations; work on signaling is in process. Work sessions are Wednesday evenings and Saturday afternoons. Prospective members and visitors are always welcome. We run trains for visitors monthly on second Saturday afternoons. Business meetings are at 8 pm on the third Wednesday of the month, and operating sessions are on Saturday of the following week. We're located a few hundred feet south of the Menlo Park Caltrain station, in the former baggage building, at 1090 Merrill St., between the station and Ravenswood Ave. For more information, visit [wbmrra.ning.com](http://wbmrra.ning.com) and [facebook.com/wbmrra](http://facebook.com/wbmrra). Or e-mail [westbaylines@gmail.com](mailto:westbaylines@gmail.com).



Enjoy the fellowship and learning experiences of a club near you

**We not only welcome your input here at the *Branch Line*, we actively encourage it!**

**In fact, may we say that we go so far as to solicit your input?**

**If you have a small article you would like to submit for publication, or even just an idea for an article, please let us know. We will be happy to work with you.**

**Just contact our editor, Chip Meriam, at:**

[chipmeriam@comcast.net](mailto:chipmeriam@comcast.net)

**We're looking forward to hearing from you!**





# PARTNERSHIP PROGRAM

The companies listed below give discounts to NMRA members when orders are placed using a special discount code. Check them out! New partners are listed in bold blue. You can find descriptions of these companies and their products, links to their websites, and the discount codes on our Partnership Page at [nmra.org/partnerships](http://nmra.org/partnerships). Remember you need to be logged into our site as a member to see the codes! Go to [nmra.org/user/register](http://nmra.org/user/register) to register your name on the website.

- 18ten Designs
- Bespoke Rail
- CatzPaw Innovations
- CB Train Junction
- Clever Models
- CMR
- Coastmans Scenic Products
- Composite Designs
- Conowingo Models
- Cowcatcher Magazine
- Dark Sky Modules
- Daylight Sales
- Deepwoods Software
- Deluxe Materials
- Diorama Hobbies
- **DVL Design**
- Dwarvin Enterprises
- East Coast Circuits
- East Plains Weathering
- Enterprise & National Car Rentals
- Evan Designs
- EZTronic
- Feight Studios
- Fusion Scale Graphics
- Gatorfoam
- Golden Spike Hobbies
- Great Decals!
- Green Frog Productions
- Highways and Byways Model Railroad Graphics
- Hot Wire Foam Factory
- Ipswich Hobbies
- ITLA Scale Models
- K.I.S.S. Method
- Klawndyke
- LaBelle Woodworking
- LARC Products
- Leavin' A Mark Engraving
- Lineside Details
- Logic Rail Technologies
- MAC Rail
- Marker Tree Creations
- Micro-Mark
- Mid-South Hobbies
- Mine Mount Models
- Miniprints
- Mississippi Agriculture & Forestry Museum
- Model Train Catalogue
- Modelers Decals & Paint
- Motrak Models
- MRC (Model Rectifier Corp)
- MrTrain.com
- Mudd Creek Models
- New Creations Victorian Railroad Buildings
- Nick and Nora Designs
- Northlandz
- NScaleWorks
- Old Depot Gallery
- Old West Scenery
- Precision Model Railroad
- R & J Details
- R. Duck Woodkits
- R. Duck Locomotive Works
- RailroadKits & MicroLuminga
- Ram Track
- RR-CirKits
- Scale Model Plans
- Scale Railroad Models
- Scenery Solutions
- Showcase Miniatures
- T-TRAK by Denniston
- Team Track Models
- The Model Railroad Benchwork Store
- The N Scale Architect
- Third & Townsend Models
- Tichy Train Group
- Touch of the Brush Weathering
- Train Installations
- Train Show, Inc.
- Trainmasters TV/MRH Store
- Trainz
- TSG Multimedia
- UGEARS
- USA Airbrush Supplies/Badger
- Wallace Locomotive Works
- White Rose Hobbies
- WiFi Model Railroad (LocoFi)
- Yelton Models





## National Model Railroad Association, Inc.

### Renewal Notice

|          |  |               |  |        |  |
|----------|--|---------------|--|--------|--|
| ID:      |  |               |  |        |  |
| Name:    |  |               |  |        |  |
| Address: |  |               |  |        |  |
| City:    |  | State/Country |  | Zip:   |  |
| Phone:   |  | Birth Date:   |  | Scale: |  |
| Email:   |  | Occupation:   |  |        |  |

| Membership   | 1 Year    | 2 Years   | Total |
|--|-----------|-----------|-------|
| <b>Premium Membership</b> – All rights & benefits, including digital NMRA Magazine and the <b>monthly printed</b> NMRA Magazine.   | \$ 92.00  | \$ 184.00 |       |
| <b>Basic Membership</b> - All rights & benefits including the digital NMRA magazine.   | \$ 68.00  | \$ 136.00 |       |
| <b>Family</b> – Spouse or minor child of full NMRA member. No magazine, no voting rights, not allowed to hold office.<br><b>Name:</b> <input type="text"/>               | \$ 10.00  | \$ 20.00  |       |
| <b>Sustaining</b> – Mandatory for group memberships (Clubs, Business, Associations). All rights & benefits, digital NMRA Magazine and the monthly printed NMRA magazine. | \$ 120.00 | \$ 240.00 |       |
| <b>Student</b> – Between the ages of 19-25 years of age. All rights & benefits and digital NMRA magazine.  | \$ 40.00  | \$ 80.00  |       |
| <b>Membership</b>  |           |           | \$    |
| <b>General Donation</b>  |           |           | \$    |
| <b>Merchandise</b>   |           |           | \$    |
| <b>Total</b>   |           |           | \$    |

If you would like to set up auto renewal, pay with PayPal or make payment arrangements please call the office to speak with a staff member (423) 892-2846. Please make Checks Payable to NMRA. We also accept MasterCard, Visa, Discover, and American Express

Credit Card Number:

Expire Date:  CVV Code:  Signature: \_\_\_\_\_

| NMRA Merchandise                    |                               |     |                              |       |
|-------------------------------------|-------------------------------|-----|------------------------------|-------|
| Item                                | Size<br>(Select Size: Circle) | Qty | Price<br>(Shipping Included) | Total |
| Blue Denim Long Sleeve Shirt        | S M L XL                      |     | \$45.00                      |       |
| Blue Denim Long Sleeve Shirt        | 2XL 3XL 4XL                   |     | \$50.00                      |       |
| Black Golf Shirt                    | S M L XL                      |     | \$45.00                      |       |
| Black Golf Shirt                    | 2XL 3XL 4XL                   |     | \$50.00                      |       |
| Grey Golf Shirt                     | S M L XL                      |     | \$45.00                      |       |
| Grey Golf Shirt                     | 2XL 3XL 4XL                   |     | \$50.00                      |       |
| Grey Ball Cap                       |                               |     | \$20.00                      |       |
| Black Ball Cap                      |                               |     | \$20.00                      |       |
| Turnout Template HO Scale           |                               |     | \$6.00                       |       |
| Turnout Template O Scale            |                               |     | \$6.00                       |       |
| HO Scale Standard & Clearance Gauge |                               |     | \$10.00                      |       |
| N Scale Standard & Clearance Gauge  |                               |     | \$10.00                      |       |
| ON30 Standard & Clearance Gauge     |                               |     | \$10.00                      |       |
| O Scale Gauge                       |                               |     | \$12.00                      |       |
| Hon3 Scale Gauge                    |                               |     | \$7.00                       |       |
| On3 Scale Gauge                     |                               |     | \$7.00                       |       |
| Sn3 Scale Gauge                     |                               |     | \$7.00                       |       |
| Railway Track & Maintenance Book    |                               |     | \$30.00                      |       |
| Concrete Book                       |                               |     | \$30.00                      |       |
| Steel Book                          |                               |     | \$40.00                      |       |
| Freight Terminals & Trains Book     |                               |     | \$30.00                      |       |
| Merchandise Total                   |                               |     | \$                           |       |

It is extremely important to have your current email address on file. It is used for access to the member only section, digital NMRA magazine, turntable, ballots, voting, annual donation statements, online renewals and communication. Please be sure to note your email address below.

Email address:

If your address information on the front of this notice needs updating, please let us know.

|          |        |      |
|----------|--------|------|
| Address: |        |      |
| City:    | State: | Zip: |
| Phone:   |        |      |

NMRA HQ P. O. Box 1328 Soddy Daisy, TN 37384-1328 Email: [HQ@NMRA.ORG](mailto:HQ@NMRA.ORG) Phone: 423-892-2846