



BRANCH LINE

NMRA'S FIRST REGION

Table of Contents

President's Message	1
View from the Left Seat	2
Heinsohn Bequest Auction	2
Made in the PCR	3
Editor's Notebook	4
Achievement Program	5
What is Our Purpose?	6
Model Contests: What do I get?	7
Coast Division Report	8
Coast Upcoming Events	9
Welcome Aboard!	9
Redwood Empire Div. Report	10
Sierra Division Report	10
Daylight Division Report	11
River City Express	12
River City Express Tours	13
RCE Registration Form	15
NMRA Pike Registry	16
Written in the PCR	17
Garden Railway Convention	18
Pre NGR Convention Tour	18
Garden Railway Registration	19
Garden Railway Merchandise	20
PSR Back to the Future	21
PSR Registration Form	22
LD/Op SIG News	23
Club Info	24
Membership Application	26
Golden Spike Application	26
Callboard	27
Calendar	28

President's Message

Gene Mayer

Model railroading has changed a lot over the past 50 years. My dad, my brother and I constructed an O tinplate railroad (complete with cardboard and cheese box buildings) in the basement after World War II. About 1950, I switched to HO when a neighbor schoolmate got some Varney kits and a dockside locomotive for Christmas. I marched right down to Hayward Drug Store to purchase two Laconia and Megow kits for a combined cost of less than \$2. I scratch built other cars from card stock, tin cans and yardsticks. My first locomotive was a Mantua 0-4-0 shifter kit, which cost \$27.50 at Macy's.

We need to recruit more members ... each one of us needs to talk up the organization to our friends.

The "art" of model railroading has changed dramatically over the past half century. Today's modeler has a wealth of exquisitely detailed railroad models available at the local hobby shop. Furthermore, NMRA established standards that enable us to run our equipment on each other's railroads. Digital command control (DCC) allows independent control of several locomotives on a given track segment. More recently, most manufacturers have produced ready-to-run sound-equipped locomotives.

Today, we build prototype railroads or incorporate prototype scenes within

our freelance designs. No longer do we settle for generic equipment and nondescript layouts. We now purchase locomotives and rolling stock detailed for a specific prototype. I am building a freelance bridge route between Cumberland, MD, and Parkersburg, WV. The new Freeborn and Western was formed in 1950 by the predecessor roads that now make up the CSX and Norfolk Southern. The operations plan

lets me to run most of the equipment I have acquired over the years.

I was one of more than 100 modelers, attending the joint Layout Design and Operations Special Interest Groups

(LD/Op SIGS) meet in Santa Clara, February 11, cosponsored by the PCR. We heard a series of informative, interesting presentations and panel discussions. Anyone planning or building a layout should attend the LD and OP SIGS events at the River City Express convention in Sacramento, Thursday, May 4. Bring your plans and let the experts answer your questions.

It seems that every month when I open the latest magazine or newsletter, I learn that another long-time friend has passed away. I was saddened to learn that PCR member Hal Riegger

(Continued on page 4)

VIEW FROM THE LEFT SEAT

Dave Connery, PCR Vice-President

It is springtime and PCR members thoughts turn to our annual PCR Convention. I can't help but think back 25 years to the first PCR Convention I attended. Like this year, the convention was held in Sacramento. In 1981 I was in my first year as an NMRA member. I had joined after a year or so being back in the hobby because I thought I should support the organization that was the voice of the hobby. I really never expected any direct benefit from membership. Then, while visiting a Sacramento area hobby shop I saw a flyer for the PCR convention and decided to see what this was all about.

In four words, **I was blown away.** I was amazed at the layouts I got to see, the great prototype tours and especially the superb clinics, a number of them by the same people whose articles I had been reading in the national press. The contest left me in awe of the modeling skills of my fellow PCR members and the show was frosting on an already delicious cake. I clearly loved what I saw and have only missed two PCR conventions since (both due to job related conflicts I could not work out).

A lot has changed over the past 25 years and a lot has not. The region decided to split in two, NMRA and region membership climbed for a time and then slowly receded and most hobby products we have today are

new since '81. On the other hand, PCR Conventions are still a highlight event for me, with all the same features that "grabbed" me 25 years ago. I am impressed that many of the members who presented clinics or were leaders in 1981 are still actively involved and several of these same folks will present clinics this year.

At my first convention I only knew a few attendees by their name, today I count these and many, many other PCR modelers as good friends. My interests have both expanded and focused these past 25 years, and PCR friends have helped with this evolution. I could never have predicted what an important event joining NMRA would be, or how much attending that first PCR convention would effect my life.

If you have never attended a PCR convention I think you are missing a great bet and if it has been a while since you attended, let me assure you, it is still a great activity. Convention Chair Bob Warner and his committee have five days of wonder planned for us and I hope you will be enjoying it. I know I will and it would be nice to see you there.

If you have never attended a PCR convention I think you are missing a great bet.



RIVER CITY EXPRESS
PCR Annual Convention
Sacramento, CA
May 3 to May 7, 2006

Silent Auction at Sacramento PCR Convention

On Friday afternoon and evening a Silent Auction will be held to dispose of part of the Estate of PCR member Keith Heinsohn. Keith had been collecting equipment over the past 10 years in anticipation of starting a major layout and nearly everything is in new condition. This will be a great opportunity to expand your own collection. Proceeds from the Auction will be used to help defray PCR's expenses.

Check the Convention Program for the time and place of this event – a complete set of Auction rules will be available in the Auction room. Successful bids may be paid by cash or personal check. Registered

Convention attendees only will be permitted in the Auction Room.

You can help PCR with this disposition. We will need members help in setting up, manning, closing and then settling with bidders during the convention. In addition, there are some items in the estate we plan on selling in the Coast Auction and some we believe can best be sold on e-Bay®. If you can help with any of these activities, please contact PCR Vice-President Dave Connery at:

deconnery@aol.com or phone 925-735-0134.

No previous experience needed.

MADE IN THE PCR

by Dave Connery

Rio Grande Models West Side Lumber Co. Structures

About 4 ½ years ago I reviewed several Rio Grande Models HO_{n3} car kits, and in the interim I have completed a number of HO standard gauge cars from Rio Grande, which I will probably review at some time in the future. This review is of two structures from the West Side Lumber Company, which from my perspective is a departure from the company's previous concentration on details and rolling stock. The West Side is a popular railroad among rail fans and modelers and there is a great deal of information as well as models in a number of scales for the West Side modeler. Some of the reasons it is so popular are the railroad was one of the last to operate steam, was well documented in photographs and several great books, and because the company had a unique style; there are many pieces of rolling stock and structures that are quintessential "West Side" – because the railroad continued to use equipment it first acquired at the start (about 1900) and then built a lot of things to the company's own interesting designs.

While both of these buildings definitely scream "West Side" they would easily fit well into any logging/lumbering scene and look great. Both have character and both show the utilitarian nature of logging structures. Both of these kits are available in HO, S and O, for this review I built the HO versions.

The first building is the West Side Dispatchers office (Kit #3108-DO). This building sat along the mainline leading to the woods and was where trains stopped on their way into the woods for their orders. The kit is composed of several frets of laser cut parts, laser cut window glazing and roofing material. There are eight pages of instructions and a sheet with photos of all the

parts with numbered callouts. The directions are very complete and the model goes together like a dream. I obtained a couple of color photos of the building and used that for my painting but Rio Grande's painting instructions closely follow what I did, which was to first stain all the wood with a fairly thin India Ink and Alcohol solution and then dry brush the final color leaving some gaps to show weathering of the paint. I finished the roof with Bragdon's Weathering Powders. I love this little structure and found a place for it in my already crowded Tuolumne scene.



The second kit is the car sprayer (kit #3110-CS). "The what?" you ask. The West Side had a platform and a high pressure nozzle and they would shoot water at the log cars as they entered the yard to clean off all the woods debris. This is really two small details as it is both the platform and the petite valve house that supplied the high pressure water stream. Again these are mostly laser cut wood parts that go together nicely along with well done metal castings for the piping and valve in the pump house and the spray assembly. I left this wood weathered, with blackened metal parts. And again, set these along side the track leading to the woods.



The Dispatchers office sells for \$45.00 and the car sprayer is \$15.00. In addition, Rio Grande also produces the lumber company's warehouse #2 and meat shed as well as the watchman's shanty located at River Bridge. I'm thrilled with both kits and wish I had a spot for the other two structures. Yet again NMRA Past President and company owner Eric Bracher has provided several winners. The full listing with photos of many of their models is on their web site www.RIOGRANDEMODELS.com or contact them at PO Box 4463, Santa Clara, CA 95056.

Editor's Notebook

by Stephen Johnson

This issue is going to press about two weeks later than intended, the repercussion of two successive hard drive failures in little under a month. (The pictures below barely arrived in time for press, and this "disk" failure just spoke to me. Unlike my hard drive, it didn't derail.)

This issue has little different page layout, the goal being more text per page (less pages = less \$\$) without going to a smaller font. Any feedback would be appreciated.

The most time-critical news is the **April 13 cutoff for the special room rate at the River City Express Convention**. If you are planning to attend and don't have your reservations yet, go to the **DoubleTree website**:

http://doubletree.hilton.com/en/dt/groups/private_groups/rlsadt_pcr/index.jhtml.

Don't forget to **make your reservations for the Prototype Tours**. The Registration Form with all the extra-fare Tours and Events is on pg. 15, and should have been mailed to those that registered early. Get them in soon as most tours have very limited space.

This can rightly be called the "Registration Issue" as, in addition to the River City Express, you will find forms for the National Garden Railway Convention on pg. 19, (plus a Merchandise Order Form on pg. 20, and Pre-Convention Tour on pg. 18), and a form and information for PSR's Back To The Future Convention starting on pg. 20.

I encourage everyone to take a few minutes to reflect



on Ron Plies' column, reprinted on pg. 6. Also take a look at John Sing's article on model contests, pg. 7. John is the new Model Contest Chair in Coast Division, and has some new ideas for increasing participation.

For those online, the PCR site is www.pcrnmra.org, and the yahoo group is groups.yahoo.com/group/PCR-nmra/.

Articles, club info, event notices and critiques can be sent via e-mail: CV12Steve@pacbell.net, or s-nail mail to 208 13th St., West Sacramento, CA 95691. Deadlines are the 12th of March, June, September and December.

Now go make those RCE reservations!



(Continued from page 1) President's Message

died before Christmas. I met Hal in San Diego at the '74 NMRA convention, I occasionally operated on his N Scale layout, and we were fellow members of the Sacramento Modular Railroaders club. Hal was an excellent craftsman, an accomplished author and a real fine person.

More surprising was the death of OP SIG coordinator Bill Jewett in January. I met Bill on a layout tour during the '92 NMRA convention in Columbus and enjoyed his company at several other conventions. Bill made an important contribution to our hobby. He was a leading promoter of model railroad operations.

We need to recruit more NMRA members at train shows and hobby shops. Ron Plies has agreed to serve as our Membership Promotion chair. He will coordinate the division efforts, but each one of us needs to talk up the organization to our friends. I hope that Ron's enthusiasm will rub off on others.



ACHIEVEMENT PROGRAM

by Jack Burgess, MMR, AP Department Manager

MODEL RAILROAD ENGINEER – CIVIL



In the Jul – Sept issue of the *Branch Line*, we talked about the requirements for the Master Builder – Scenery certificate. While scenery is basic to a layout, layout design and track are also fairly basic to a layout. The Model Railroad Engineer – Civil certificate has been developed to encourage and recognize those abilities associated with layout design and track construction.

There are four general requirements that need to be completed and/or demonstrated as part of the process of qualifying for this certificate.

The first is to prepare an original scale drawing of a model railroad track plan identifying overall size, scale, etc. The plan needs to be neat and legible, although it need not be in ink or drawn using a CAD program. (It is, however, suggested that you check the requirements for Model Engineer – Electrical and Chief Dispatcher before drawing this plan so that you can include the requirements for those certificates as part of the same effort.) You don't need to build everything included in the plan, but you do need to include a number of required features including adequate terminal facilities for handling freight and/or passenger cars, adequate facilities for storage and service of motive power, at least one passing track and four switching locations (not counting yards, interchanges, wyes, and reversing loops), provisions for turning motive power, and provisions for running at least two mainline trains in either direction. Again, remember that you don't need to necessarily build all of these items, just include them on your plan. If you are limited for space, you can design the layout that you want to build but only build what you have space for at the time.

The second general requirement is to construct and demonstrate the satisfactory operation of completed section of the model layout from this plan containing at least 25 linear feet of track in N, 50 linear feet in HO or S Scale, or at least 75 linear feet of track in O Scale. The track must be complete with ballast, drainage facilities, roadbed profile, etc. The track must include at least six different features such as a passing track, a spur, a cross-over, a turntable, etc. out of a possible 18 features.

The third general requirement is to scratch build three

track features and demonstrate their satisfactory operation. These features can include a turnout, crossover, crossing, etc. out of a possible 14 features. These track features do not need to be part of the layout but can be built on a separate piece of wood, as long as they are long enough to be able to be powered to demonstrate that a piece of motive power can run through them in all directions.

The last general requirement is to win a Merit Award for the scratch-built track feature items listed under the last item. To win a Merit Award, you need only to demonstrate that the track features work satisfactorily and that workmanship is done neatly.

If you have completed all of these requirements, you submit a Statement of Qualifications (SOQ) along with a photocopy of your NMRA membership card and you are on your way toward another certificate!

Like many of the other AP categories, many of us have completed a majority of the requirements as part of our general approach to the hobby. Maybe you have built an HO layout with at least 50 feet of completed track that includes a passing track, a spur, a simple ladder yard, some track on a grade, a turntable, and a reversing loop. If so, you have met that requirement! Even if the plan that you used to build your layout doesn't include the features required under the first category, you could easily design and draw up a layout for a larger space that included the required features. That would satisfy the first requirement. If you scratch built (i.e., hand laid) some of the track components for your layout, you might only need to hand lay a couple more to meet the rest of the requirements. Hand laying track is really quite simple and you might be closer to receiving the Model Railroad Engineer – Civil than you think. If you are interested in pursuing this AP certificate, download them from the NMRA web page at www.nmra.org.

I am happy to announce that Seth Neumann has been awarded a certificate for Volunteer. Congratulations Seth!

In addition, Jack Verducci has been awarded an AP certificate for Master Builder – Motive Power. This

(Continued on page 16)

WHAT IS OUR PURPOSE?

by Ron Plies, Director, Redwood Empire Division

(The following originally appeared in the Oct.-Dec. 2005 RED Callboard. All members should ponder the questions it raises: What does your organization mean to you? What do you get from it? In what direction do you want your organization move? What can it do better, and how? Think about those questions, and let your Divisional, Regional and Nation officials know. Contact info on pg 27. Ed)

I was asked by one of the PCR Board of Directors to come up with one or two sentences that would state the purpose of our organizations, the NMRA, PCR and RED. Here are some of my thoughts.

One of the main reasons a modeler can buy pieces of the equipment from any American manufacturer, be they engines or cars, and run them together on any model railroad track is a thing called standards. Who came up with these standards? The NMRA, of which the PCR and RED are part, worked hard promoting uniform standards. The gauge of the track and wheels, how the cars are weighted, and the turnouts and their clearances are all part of these standards. More recently, all the work to make the DCC systems compatible with each other, were developed by the NMRA. A modeler can take any number of decoders from various manufacturers and use them on different systems. So would this be the primary reason for our organization to exist? There's more.

Today we have technology being offered to the modeler that we could only dreamed of less than ten years ago. I just came back from the Southern Pacific Historical & Technical Society convention in San Diego, where we were operating one of the new Broadway Limited SP AC-4 Cab Forwards on our club modules. This engine operated under DCC, with lights and sound all controlled from our fingertips. Not that many years ago you could choose to have the light on or off, depending on if there was power to the rails and the engine was moving. Sound was something few if any had, and if they did, it was a PFM system that was OK at best. The cost of these sound systems was the same or more than the AC-4 is today. The current cost of this AC-4 is far less than any of today's brass models of the same type, not to mention the great deal of work you might have to do to get them to run as well. What do you

think is one of the main reasons we have these options today? Could it be the NMRA, PCR, and RED?

If you have not gone to a national train show and seen all the manufacturers showing off their new products, you probably have not listened to the conversations the members are having with these manufacturers. Many of the members are making their wishes known as to the kind of products they would like to see in the future, and the manufacturers are welcoming their input. I am sure there are additional factors in these production choices, but I know that this input carries a lot of weight when it comes to those decisions. Is the primary purpose of our organization to get the kind of models that we want from the manufacturers?

Then we come to the human relations side of things. Do you enjoy getting together with other people who enjoy this hobby of model railroading and sharing ideas as much as I do? Seeing the work of others at a RED meeting when people bring their models to display for a contest or just for show and tell is a satisfying experience. Going to a PCR or NMRA convention and sitting in a clinic, gleaning all the information you can from other members, helps you do a better job with your models, track work, scenery, etc. As an example, I was looking at the Free-mo layout that was at the last PCR convention in Concord and was impressed with the way they had done the tall weeds. I learned that they were using a material call Poly Fiber, which I did not know about, and I began using it on my modules with great results. Just one idea from one meet has made a major difference in my scenery. Seeing the layouts on the tours not only gives you some great ideas but also will inspire you to improve your work. And what about the friends you make? I cannot say enough on this subject. Over the last four years as a Director of the PCR, I have made some wonderful friendships and the kindness from the members will always be remembered.

What do you see as the main purpose of our organization? Obviously, I have trouble coming up with just one or two sentences to state the purpose of the organization. Give it some thought and I am sure you can come up

(Continued on page 16)

Model Contests: What do I get if I Participate ?

by John Sing, Model Contest Chair, Coast Division


(First in an occasional series of NMRA Model Contest articles)

As with all things the NMRA does, most of us probably agree the value provided by our Region and Division are a large part of the benefit derived from the organization. This article offers some thoughts on the service provided by the Model Contest to each of us as members, and the benefit of participation to the individual.

The Model Contest has the following objectives:

- A forum for sharing our modeling with each other
- An attractive, well-run venue for fair, friendly competition
- A vehicle for inspiring and enhancing individual and collective modeling skills, and thus, our enjoyment of the hobby
- A positive, fun, and worthwhile experience for all participants

A well-run Contest provides a pleasant, positive venue to showcase your modeling, the result of your time, effort, tenacity, and joy. It is not necessarily about winning, it's about the joy of sharing your modeling works-of-art for all to see. Show and Tell tables are often provided adjacent to the judging and are perfect for sharing your works-in-progress and non-contest modeling projects. It's fun to share your pride and joy. We love it too!




Forum for sharing – HO Colorado Midland Reefer by Tom Vanden Bosch

Participation can be a catalyst to meet other members who could be helpful and friendly resources, whether for ideas, research, expertise, materials, advice, or just plain friendly helping hands. Participation improves your modeling faster and with more fun than would happen otherwise.

Sharing your work provides inspiration for all, and can expand our ideas of what is possible. It makes an excellent attraction for meets and conventions, and helps prospective members see what the NMRA is


about. It also makes the shutterbugs happy.



Inspiration – Show-and-Tell Pacific Coast HO3 Pile Driver by Eric Bracher

Ah! A satisfying feeling, whether being inspired or providing the inspiration.

Model Contests are an excellent compliment to the NMRA Achievement Program, (which in itself is also intended as an inspirational vehicle). Participating in Contests is a good initial step into pursuing the AP. Participants in either Model Contests or the AP will find themselves coming in touch with the friendly expertise, experience, and resources of our best and most skilled model railroaders.



Achievement Program – Bob Booth received a Merit Award at the Coast Division March 2006 meet for this scratch built HO Pile Driver

And of course, friendly competition is always fun, and a great motivator. As you can well imagine, it's very inspirational and motivational to 'get that project done' as contest time nears!

I'll paraphrase an NMRA Model Contest article that was written by Gerry Leone, MMR:

“Participating in the Model Contest isn't about “you vs. the judge” or “you vs. them”. It's really about ... “you vs. you”. It's about pride and joy, it's about sharing your work, it's about being inspired (and inspiring

(Continued on page 16)



Coast Division Report

by Tom Crawford, Chief Clerk



The last meet, **March 5, 2006** at Buchser School in Santa Clara, was enjoyed by 103 members and friends. 4 were members of Coast Division who are first time attendees, and 3 were guests. There were six members from Sierra and seven from Redwood.

The clinics included a two hour special DCC Round Table hosted by Don Fiehmman, Jon Miller, Howard McKinney and Ogden Lamont and Operation Lifesaver presented by Steve Ceballos.

The Rainbow Girls provided polish dogs and chili for lunch.

The business meeting was called to order at noon by Superintendent John Marshall. We had updates on the various conventions getting ready to occur. Of particular interest are:

- River City Express is May 3 – 7 at the Doubletree Inn in Sacramento. Get those registrations in!
- The Garden Railway Convention is at the Santa Clara Convention Center July 3 – 9.
- The X2006 SPH&TS (Southern Pacific Historical and Technical Society) convention will be July 12 – 16 at the Hilton Oakland Airport.

Coast Division is sponsoring the 2007 PCR convention, the Suntan Special in Santa Cruz. We still need a few volunteers for significant positions. Contact Kevin Hurley if you can help.

Seth Neumann reported that 107 people showed up for the LD/Ops SIG meeting last month, and was a huge success. They will have the next one next year the week after the Super Bowl in Santa Clara just like this year.

Earl Vasconcellos is retiring as our Registration Chair, after many years of yeoman's service. John Ameling was introduced to replace him.

We plan to have a presentation on John Allen layouts. We need a large format (the old large slides) projector. If you know anyone who has one to loan or sell to us, contact John Marshall.

Charlie Getz reported that there will probably be a \$3 cost of living increase in the dues later this year. This is not to cover anything other than the increase in the

cost of things since the last dues increase. Charlie noted that NMRA has a strategic planning committee that looks to be very promising. He also said that it looks like we will have a five year model railroad display in the California Railroad Museum in Sacramento. Charlie also mentioned some other things, but they are so hush-hush that if I told you what they were, I'd have to kill you.

We are also looking for people to help mentor the Boy Scout "Railroading" merit badge.

The winners of the Model Contest were:

- Freight Car:

- 1st – Jim Eckman, SP On30 Tank Car
- 2nd – Tom Vanden Bosch, HO NYC well flat car
- 3rd – Bob Booth, for HO scratch built freelance Ore Car

Honorable Mention – John Cockle, N scale SF MOW boxcar (entered in freight car category)

- Maintenance Of Way:

- 1st – Bob Booth, scratch built HO Pile Driver
- Bob's MOW Pile Drive entry also received a Merit Award (i.e. > 87.5 points) from the Achievement Program judges Kermit Paul and Bob Wurthlin (Bob's MOW entry was the only entry in this category)

- Caboose:

- 1st – Bob Booth, freelance caboose #12
- 2nd – Bob Booth, freelance caboose #13 (This model was originally constructed in 1950 and has been refined over the years.)
- 3rd – Bob Booth, freelance caboose #14

Our "Show and Tell" table was full. We had:

- A beautiful Pacific Coast HOn3 three car pile driver train by Eric Bracher
- A whole flock of Z scale cabooses representing Pacific Northwest railroads (10 cabooses!) by Robert Ray
- Really great Z scale structures – horse barn and a derelict house – also very fine – by Robert Ray
- A wonderful O scale Central Pacific Boxcar no. 1930 – by Jim Eckman
- Superbly weathered and detailed Z Scale locomotives

(Continued on page 9)

Coast Division Upcoming Events

June 4, 2006

Division Meeting

Bay Area Computer Museum
1401 N. Shoreline Blvd. at Hwy 101
Mountain View

The following clinics will be offered:

10 AM	“Utilities Above and Below Ground” by Tom Crawford
11 AM	“Operation Lifesaver”
11 AM	“Model Railroad Roundtable” Jerry Littlefield
Noon	Business Meeting
1 PM	Auction (1:30 PM Contest Results)
3:30 PM	Raffle

9:30 AM – 1:15 PM:

Photo Contest: Computer Enhanced Photos (any train subject)
Model Contest: Structure, Display, Self-propelled & Traction
Allen Fenton Switching Contest

September 3, 2006

Division Meeting

Buchser Middle School
1111 Bellomy St.
Santa Clara

The following clinics will be offered:

10 AM	To be scheduled
11 AM	To be scheduled
11 AM	“Model Railroad Roundtable” Jerry Littlefield
Noon	Business Meeting
1 PM	Auction (1:30 PM Contest Results)
3:30 PM	Raffle

9:30 AM – 1:15 PM:

Photo Contest: Model photos, (not computer altered)
Model Contest: Steam, Diesel & Other Locomotives,
Passenger Car
Allen Fenton Switching Contest

(Continued from page 8) *Coast Report*

and cars – by Jeff Merrill (including decoder-ized Z Scale locos)

• N Scale Santa Fe Zebra Stripe locomotives and Santa Fe reefer train – by some N scale dude originally from Arizona (i.e. me, John Sing)

The categories for June are Structure, Display, and Self-Propelled Cars & Traction. There will be “Show and Tell” in any category. This is an opportunity to put something out there just to show your stuff, and ask for feedback (if you want it.)

The winners of the photo contest were:

- 1st – Mark Schutzer
- 2nd – Seth Neumann
- 3rd – John Sing

The category for June is Computer Enhance Photos of any train related subject. This is an opportunity to let your creative juices flow in Photoshop. Have at it.

The winners of the switching contest were:

- Brakeperson
- Senior Brakeperson
- 1st – Chip Morningstar
- 1st – Mark Schutzer
- 2nd – Jaumar Davis
- 2nd – Tom Crawford
- 3rd – Bob Moore
- 3rd – Alan Havens

The Auction had a total of 500 items, including 150 from an estate sale. Amtrak had other plans for Bill Burket, so Chuck Mitchell covered the auction.

We had three raffle prizes, 20 door prizes and a surprise “Superintendent’s Special”, a \$50 gift certificate to Just Trains in Concord. (Our new prize logic, approved by the Board, is that there will be one \$75 and two \$25 Raffle prizes, and that all proceeds from the previous raffle will be used to buy door prizes for the next event, with a \$50 minimum.)

WELCOME ABOARD !

Please seek-out and make welcome our newest PCR members, joining between December and February.

HAWAII DIVISION

Asher Canute	Kaneohe, HI
Michael Canute	Kaneohe, HI

REDWOOD EMPIRE DIVISION

Jerry Boudreaux	Lakeport, CA
-----------------	--------------

SIERRA DIVISION

Leal Charonnat	Nevada City, CA
Maynard Franklin	Penn Valley, NV
Jerry Haralson	Cedar Ridge, CA
Shari Mascitelli	Manteca, CA
William Ragsdale	Reno, NV
William Woodward	Carmichael, CA

DAYLIGHT DIVISION

Dale Chitwood	Pine Mntn Club, CA
Larry Fox	Paso Robles, CA
Paul Gullam	Bakersfield, CA
Jacob Harms	Carpinteria, CA
Roger Jones	Lemoore, CA

COAST DIVISION

G. Clafin	Oakland, CA
Ted Conde	San Mateo, CA
Nicholas Dann	Danville, CA
Earl Girbovan	Los Altos, CA
Wolfgang Leitenberger	Hollister, CA
Ted Moes	Alameda, CA
Stephen Porterfield	Walnut Creek, CA
Ronnie Shadlow	Mountain View, CA



Redwood Empire Division Report

by Steve Skold, Chief Clerk



RED's Spring meet has been changed to Saturday, June 3 at the Napa Fairgrounds, the home of the Napa Valley Northern Model Railroad Club. Doors will open at noon and the meet will start at 1:00 PM. After a short meeting and introduction of RED's new Director, Harold Mentzer will do a clinic on logging.

The following meeting will be our summer picnic on Sunday August 13. It will be held at Westside Farms, the home of Ron Kaiser. RED will supply soft drinks and charcoal. It will be pot luck. Bring your own steaks, chicken or hamburgers to BBQ and something to share. Ron promises to have his Western Pacific mainline ready for operation and if it is a hot day, he has air conditioning in his train barn. There will be a hayride for the kids (and those adults who want to participate) on the Kaiser wagon pulled by either two Percheron or two Shires (BIG HORSES).

We are in the planning stages for the November Fall

meet which will celebrate RED's 45th Anniversary. It may also be on a Saturday with a pot luck lunch.

Our February meet was at the Monroe Hall in Santa Rosa. We had 20 people attending. Thanks go to Don Cabrall's daughter who provided the meeting facility. Bill Williams did a clinic on railroad signals showing inexpensive ways to make signals for operation on your layout. That was followed by a discussion on the future of RED considering the additional expense of additional members due to the recent reorganization of NMRA. The conclusion was to continue as we have been doing and see if we can get new blood interested and new ideas for meetings and finances. Nolan Alexander will have an article in the next RED Call Board reviewing all the discussion. Winner of the Special Door Prize was Dave Turner who got a one year subscription to his favorite model magazine. More information on meeting sites with maps are available at our website: <http://home.earthlink.net/~campgus/>.



Sierra Division Report

by Dick Witzens, Superintendent



Sierra Division Event at Western Railway Museum

Sierra Division members were due to enjoy themselves at the Western Railway Museum on Saturday, April 1, with fun for the whole family. There were train and trolley rides, and a model railroad exhibit by the widely acclaimed Sacramento Modular Railroaders. This was also the first day of their annual Scenic Limited excursion trains.

The Scenic Limited excursion is a ten mile round trip through the Montezuma Hills with lots of scenery and wildflowers, and powered by electric locomotives.

For more information about the Museum, see their website at www.wrm.org.

February Division Meeting

At our February meeting, we had a great clinic by Tom Campbell, on the R Street Corridor in Sacramento. This is in downtown, along part of the original Sacramento Valley railroad, later a Southern Pacific branch line. A large number of businesses and industries received services from both the Southern Pacific and Western Pacific.

Tom will be repeating the clinic during the River City Express PCR convention in May in Sacramento.

At the election during the meeting, the present Division Officers were re-elected by acclamation.



Daylight Division Report



by Doug Wagner, Director

Daylight Division held its winter meet in Fresno on February 25 at the home of Marlin Costello and his Goshen and Goosechase Railroad. Some 50 members and guests enjoyed a day of clinics, visiting and operations, followed by an evening of layout tours.

The dos and don'ts of video taping a layout were pointed out by Carter Braxton in his clinic. Carter brought his experience in video broadcast production and editing to the table with a review and critique of the Goshen and Goosechase video he and Marlin had recently put together. Those who saw this clinic had a chance to walk away with copies of the tape.

John Houlihan moved the clinic goers to the patio for a little messier presentation on casting plaster tunnel portholes. John, an avid O-Scaler, stepped down to HO for this presentation so everybody could see the level of detail that this method produces. He cast a sample and put it in the sun to set, while he showed the crowd how to remove a dried casting (prepared in advance) from the forms. While many plaster casting methods use rubber molds, John showed us how to make a form of styrene on a wood base, including such details concrete form lines and a date engraved at the apex of the portal arch.



Daylighters watch Tank Train challenge Tehachapi Loop on the Goshen and Goosechase.

Ben McDonald came prepared for his clinic on ballasting with roadbed and ties glued to a piece of plywood, ready for ballast. He talked about the various grades and colors of ballast and explained the elements of roadbed, such as culverts and slope. He then demonstrated a technique for applying ballast to various trackage

types, using ballast graded and colored for mainline, branch line, yard and siding. Ben showed us the secrets of selecting a spray bottle with the proper characteristics for wetting down ballast and scenery. After applying the glue, Ben gave everyone a chance to get a close-up look at the results and ask questions.




Ben McDonald demonstrates proper way to wet ballast.

New Superintendent Pat Boyle led a brisk business meeting. Afterward, former Superintendent Bob Randall conducted a spirited white elephant auction. Several Daylighters competed for the opportunity to enlarge their inventory by bidding for the unknown contents of newspaper-wrapped items. Most were delighted with the contents and one planned to use his winnings to help some Cub Scouts learn about the hobby.

The afternoon was filled with a variety of finger food provided by Marlin and Patricia Costello, and lots of operation on the Goshen and Goosechase. (For a detailed layout description see the last issue of the Daylight Observation. Suffice it to say, this layout is large enough to provide operational and rail-fanning opportunities for everybody at a meet.)

The evening was open house time at layouts in the area, including John Houlihan's O-Scale layout, Chuck Harmon's HO San Joaquin Central, and Ed Matheny's 19' by 60' HO empire in Tulare.

The May 20 meet at Gary Siegel's in Santa Barbra, will start at 9:30 AM. His outdoor layout has 250' of track and may double. Contact Bruce Morden: 805-684-8077.



RIVER CITY EXPRESS

PCR Convention May 3-7 2006

by Bob Warner, Convention Chair



Don't let the train leave the station without you!!
 Sierra Division is working hard to bring you a memorable convention. The River City Express will run from May 3 – 7 at the DoubleTree Hotel in Sacramento. You need to get your registration in so that you can sign up for the many fine tours that we have lined up for you. Remember these yearly conventions are the way we can all support the Pacific Coast Region and have a terrific time seeing, learning and being with like-minded friends.

The DoubleTree Hotel is just off Arden Way at the junction of Hwy 80 Bus. and Hwy 160 near the Arden Fair Mall. The room rates are \$98 for 2 people and \$108 up to 4 people. The rate is valid up to April 12 so don't wait too long before calling them at 1-800-222-8733 or 916-929-8855, or use their website at www.doubletree/sacramento.com. In either case use the reservation code **PCR** to obtain our rate. There are lots of fast or fancy restaurants in the area and we will have a list of suggestions for you to choose from in at the registration desk.

Our registration form is in this issue or you can print it from our website www.home.earthlink.net/~rivercityexpress/index.htm. You can also use the web to pay for your registration, but we ask that you send a check to the Registrar: Ed Pultz, 211 Cedar Ln, Woodland, CA 95695, for tours and other items that you wish to purchase. We have some great looking pocketed green polos (\$22 or \$25 XXL) and black hats (\$10) with the convention logo.

The prototype tours have developed into a really fine selection of first rate choices. The Union Pacific Roseville Yard Tour and the Southern Pacific Shops Tour are guaranteed to be the biggest hits and both have limited availability. The UP Yard Tour will cover many aspects of this five mile long yard that is on the East-West main line. You will see the classification yard, hump yard, dispatching center and maintenance facilities for signal and track crews as well as the engine shop. The SP Shop Tour will cover the erecting and the boiler shops along with a number of lesser shop buildings in the complex. The new transfer table and the old turntable are also included. The huge amount of vintage equipment both inside and outside the buildings will amaze you. A lot of the inside storage is undergoing

restoration work. This tour requires extensive walking over uneven ground. For those of you interested in light rail trains we have the Siemens tour to show you how the cars are built and the Light Rail Shop Tour so you can see how the finished product works and is maintained. Of course, the highlight of any trip to the River City is a tour of the California State Railroad Museum, and we have some docent tours setup. If you have not been to the museum lately you will see the entirely new toy train display that has been set up on the Mezzanine and new life-like manikins that are posed in action settings throughout the displays. For those wanting to ride a real train we have the Yolo Shortline Great Train Robbery and BBQ excursion from Woodland along the Sacramento River to West Sac. and return.

Remember that most tours have limited availability because of bus seating, so order early so as not to be disappointed.

UP Roseville Yard Tour	Wed Afternoon	\$20
Historic SP Shops Tour	Thurs Morning	\$20
CSRM Tour	Thurs Afternoon	\$15
Siemens Manufacturing Tour	Fri Morning	\$20
Sacramento Light Rail Tour	Fri Morning	\$15
Yolo Shortline Ride & BBQ	Sat Morning	\$55

Layout tours will be varied and new. These will be layouts that you have probably never seen before. The tours are self guided so get together with your friends for fun evenings. In addition to the normal layout tours we are going to have information about local railroad and business related sites that you might want to go to. These include quarry, clay pipe and wood products businesses that are or once were railroad connected.

Don't forget to order your **Convention Car**. This HO Scale Western Pacific refrigerator car represents the R-30-13 class built by AC&F for the WP in 1924. There were only 775 of these cars built for WP, but a good number of them survived into the early 60's, so they are appropriate on most layouts. Accurail has made these for us in three appropriate numbers (52608, 52617 & 52623). In addition we will include a decal set with convention logo, old style chalk marks and numbers so that you can personalize your fleet. Buying multiple cars at \$12.50 each makes this a good value. Remember

(Continued on page 13)

(Continued from page 12) *RCE Convention*

these ran as long unit trains, so you'll need a few to replicate that train era. We will also have a few decal sets available for sale at the company store. The chalk marks would be especially nice on other cars of this time period.

Clinics will run from noon on Wednesday until noon on Saturday. John Marshall has again drawn from his extensive list of clinicians, along with new names, to bring you a broad array of subjects and skills. The list includes basic and advanced modeling skills, DCC subjects and historical talks on all things railroad. So, be ready to sit in on these fine clinics and take notes for future reference or that project that got started, but never got off the ground. This is one of the ways that we hone our skills.

And speaking of our skills, be sure to bring your best examples of modeling and photography for inclusion in the convention **Contests**. We have lots of ribbons and plaques that need to go home to deserving modelers and photographers. Don't be afraid to try, this is a great way to take your skills to the next level and start your achievement program with Master Model Railroader as an ultimate goal. The judges can be very helpful in suggesting ways to improve your skills. The awards will be given out at the Saturday night banquet and at the Sunday morning PCR business meeting.

The traditional **Hobo Breakfast** will be on Saturday morning before any of the other events start. This is one of the let your hair down, fun times that we have at all of our conventions. Hobos are people that have attended a National Convention outside of their home Region. However, Hobos can bring guests, so if the first criteria doesn't apply, please come as our guest. The buffet breakfast is \$16, so sign up as you do for other events. Special prizes are given out, and our "Resident Beggar" passes through the tables begging for spare change of the paper or coin variety which supports this annual activity.

We have a special event this year, a **Silent Auction**. A sizable collection of model railroad equipment has been donated to PCR by the estate of Keith Heinsohn, and a large portion will be disposed of here. The auction will be Friday from 1 – 10 PM. Be sure to check this out and make your bids. The money goes to the PCR.

The **Non-Rail** conventioners will have opportunities to hear clinics by a Master Gardener, a scrap-booking expert and a special quilting clinic with an excursion to some local quilting stores. A tour will take participants to a nearby home of an orchid enthusiast where you

can view over 1000 plants in their hot house. This will be a walk around clinic about how to, why and what for, of orchid growing and enjoyment. This is an extra fare tour (\$10) with limited space, so sign up early for this fun event. Non-Rails will also have the games and crafts that have become an integral part of their program. The non-rail luncheon is always a popular event and will be at the hotel. Don't forget to enter your craft items in the contest room.

The convention **Banquet** is a great way cap off your convention experience. This year we have the pleasure of hearing a great speaker, Bob Larson. Mr. Larson grew up in a railroad family and worked in many aspects of the business. His main career was with the Western Pacific Railroad. He authored the book *Western Pacific Trackage with Bob Larson* and articles on the WP. His experiences are both enlightening and amusing. His talk will be enjoyed by all. The banquet will be buffet style, including a variety of salads and fruit, New York strip steak in merlot shallot sauce and grilled salmon with bay shrimp and lemon dill sauce, accompanied by mashed potatoes, fresh vegetables and rolls. The dessert table will have an assortment of pastries and cakes. The price of the banquet is \$45. Please sign up prior to the convention so that we can setup the right amount of tables. We will award the major contest prizes at the banquet and hand out some of the big door prizes.

The **Train Show** is something everyone looks forward to; a 9000 square foot space filled with a wide assortment of vendors and operating modular layouts. The vendors are sure to have just what you're looking for at the right price. The layouts should cover most all of the popular scales and will give you ideas for your own layout. The train show opens Friday for registrants only from 1:00 – 4:30 PM. It then opens to the general public from 6 – 9:30 PM and on Saturday from 10:00 AM – 4:00 PM.


We will have a **Buffet Breakfast** on Sunday morning right before the annual **PCR Business Meeting**. The cost of the breakfast is \$16. Please sign up early so we can arrange for food quantities. This year's business meeting is doubly important because of the impact of the new membership dues implementation.

So there you have it, a chance to once again spend time with friends, meet new modeling enthusiast and see and experience railroad tours, modeling techniques that may become unique parts of your layout. We the Sierra Division are working hard to make this convention fun and educational for you the registrant. Register early, book your hotel room and sign up for the tours and items that will enhance your experience.



RIVER CITY EXPRESS

PROTOTYPE TOURS



There is a wonderful array of prototype tours to sign up for at this convention. Pick the tours that fit your interest and sign up early. Send your check (payable to: Sierra Div. PCR Conv. Comm.) with your Registration number to Ed Pultz (211 Cedar Lane, Woodland, CA 95695).

NOTE – NO OPEN-TOED SHOES ON TOURS – Except CSRM

Union Pacific Roseville Yard Tour – This bus tour from the hotel will take you onto the Roseville UP yard. This 5 mile long yard sees both East-West and North-South traffic. There is a large engine repair shop, Amtrak station (old SP style), crew training facilities, signal maintainer and track maintenance shops and facilities as well as a hump yard and large flat classification yard. The new yard headquarters building houses both offices and the local dispatching control. This is a rare opportunity to safely get beyond the public boundaries and be docent led through this vast and interesting facility. This tour has a very limited availability, so be sure to sign up early. Cost – \$20 (Wed. afternoon)

Historic SP Shops Tour – (Non-ADA site) Here is a tour not to be missed: A docent tour of the Southern Pacific Shop complex that is not open to the public. A bus will take you from the hotel to and from the shops. The tour will include the huge erecting and boiler shops where currently a host of restoration projects are underway on locomotives, diesels, freight and historically significant passenger cars. In addition the planning mill, machine, car shops and unique 3 story restroom building will be viewed and discussed during the tour. While outside you will see the old turntable and the newly rebuilt transfer table, along with a wealth of historic equipment, freight cars, a spreader, MoW, coaches and locomotives, that are awaiting their turn at restoration. Cost – \$20 (Thurs. morning)

CSRM Tour – A bus will deliver you to the railroad museum where you will be met by a highly qualified docent who will walk you through the exhibits, explaining their significant contribution and place in railroad history. There have been a number of changes and additions to the museum collection. The new toy train exhibit is complete and a number of life-size manikins have been placed in real life situations on the displays. The SP cab-forward and the historic locomotives will be highlights of your visit to the CSRM. Cost – \$15 (Thurs. afternoon)


Sacramento Light Rail Shop Tour – Bus from the hotel to the Regional Transit light rail shops. This will be a guided walking tour through the shops, where Sacramento's fleet of light rail cars are prepared and maintained for daily commuter service. Many opportunities for photos and answers to you questions about this operation. The facility also has an antique street car for viewing. Cost – \$15 (Fri. morning)

Siemens Manufacturing Facility – This tour will walk you through the fabrication of the Siemens light rail coaches. They build cars for many cities as well as Sacramento. This unique opportunity will show you the ground up construction of these modern cars. They have recently added a large transfer table to this facility. Bus transfer to and from the hotel is included in the tour price. Slots for this tour are limited. Cost – \$20 (Fri. morning)

Yolo Shortline Train Ride & BBQ – This trip starts in Woodland. It is self drive to the train station. The train takes you back to the Wild West days with interesting characters in period costumes. The train stops at Elkhorn Park for a delicious BBQ meal of chicken and Tri-Tip, but not before a thrilling gun fight along the banks of the Sacramento River. The trip lasts 3-3.5 hours. Cost – \$55 (Sat. morning)

Saturday Evening Banquet and Awards

The Saturday evening **Banquet Speaker is Bob Larson**, a noted Western Pacific author and retired WP engineer. He will talk about his railroad experiences. The banquet itself is a buffet featuring a variety of salads, mashed potatoes, rolls, NY strip steak, grilled salmon and desserts. Cost – \$45



PCR/NMRA
RIVER CITY EXPRESS
Convention 2006
DoubleTree Hotel
Sacramento, Ca
May 3-7, 2006

RETURN FORM AND PAYMENT TO:

RIVER CITY EXPRESS
 Ed Pultz, Registrar
 211 Cedar Lane
 Woodland, CA 95695
 E-Mail: epultz@juno.com

www.home.earthlink.net/~rivercityexpress/index.htm

Hosts: Sierra Division – Pacific Coast Region, Sacramento Modular Railroaders, Sacramento Model Railroad Historical Society

REGISTRATION FORM

Please PRINT Information

Last Name		First Name *	Registration Date	Committee Use
Address		City	State	Zip code
Home Telephone	e-mail Address		NMRA Number	PCR Member
				<input type="checkbox"/> YES <input type="checkbox"/> NO
Registration Type (Please check one)		<input type="checkbox"/> Model Railroader <input type="checkbox"/> Non Rail <input type="checkbox"/> Youth		REGION (if no)
Interests (Check all that apply)		<input type="checkbox"/> HO <input type="checkbox"/> S <input type="checkbox"/> N <input type="checkbox"/> O <input type="checkbox"/> Narrow Gauge <input type="checkbox"/> Other:		
ADDITIONAL REGISTRANTS LIVING AT SAME ADDRESS				(Use more forms if necessary)
Last Name		First Name *	Registration Type	Committee Use
			<input type="checkbox"/> MR <input type="checkbox"/> Spouse <input type="checkbox"/> Youth	
FARES: Please fill in and total		QTY	@	Total
Regular Registration			70.00	
Spouse & Youth Registration (12-18, student; Under 12 free with parent.)			30.00	
Non-members must join NMRA. NOT required with spouse or youth fares			9.95 Rail Pass 6 mos.	
One Day Registration (Circle One) Wed Thu Fri Sat Sun			35.00	
Shirts Golf type with pocket and logo (Check Size) <input type="checkbox"/> L <input type="checkbox"/> XL			22.00	
Shirts Golf type with pocket and logo (Check Size) <input type="checkbox"/> XXL			25.00	
Convention Hat with logo (one size fits all)			14.00	
Convention Car – WP Wood Reefer (HO Only) for 1 <u>only</u>			14.00	
Convention Car – WP Wood Reefer (HO Only) for 2 or more			12.50 ea	
UP Roseville Yard Tour Wednesday VERY LIMITED incl. bus transport			20.00	
SP Loco Shops Tour Thursday LIMITED ACCESS*** incl. bus transport			20.00	
CA State Railroad Museum Tour Thursday docent led incl. bus transport			15.00	
Yolo Short Line Ride & BBQ Saturday Cab-Ride Drawing self transport			55.00	
Light Rail Shop Tour Friday incl. bus transport			15.00	
SATURDAY BANQUET Guest Speaker, Awards, Door Prizes Buffet-style			45.00	
SUNDAY BREAKFAST More Awards & Door Prizes, Buffet-style			16.00	
HOBO BREAKFAST Saturday @ Hotel, Buffet-style			16.00	
Non-Rail Orchid Tour Thursday incl. bus transport			10.00	
Payment by: <input type="checkbox"/> Check** <input type="checkbox"/> Cash <input type="checkbox"/> Credit Card (use WEBSITE above)			TOTAL:	

* Name desired on badge

** Make check payable to "Sierra Div. PCR Conv. Comm."

*** Indicate special needs

DoubleTree Hotel

2001 Point West Way

Sacramento, Ca 95815 800-222-8733 916-929-8855

\$98.00/night/room for 1 or 2 and \$108.00/night/room for 3 or 4

Use rate code PCR

http://doubletree.hilton.com/en/dt/groups/private_groups/rlsadt_pcr/index.jhtml

PCR: www.pcrnmra.org

NMRA: www.nmra.org/

HAVE YOU REGISTERED YOUR PIKE?

by Gerry Leone, MMR

The Pike Registry, part of the Membership Services and Promotion Department, is one of the less well known services of the NMRA, yet it's been around almost as long as the organization itself. By sending in an application to program manager Dick Schneider, along with a \$10 donation, members can register the name and reporting marks of their model railroad in the Official Register of Model Railroads (ORMRR) for two years. In return, they receive a registration certificate along with a CD of the current ORMRR. (Printed versions are also available.)

The ORMRR is a tremendous resource for those who travel and would like to visit model railroads during their trip. The Register lists names, addresses and phone numbers of registrants, along with visitation preferences.

(Continued from page 5) Achievement Program

certificate was the last that Jack needed to satisfy the requirements for Master Model Railroader – obtaining at least seven of the eleven Achievement Certificates including at least one Achievement Certificate in each of the four areas of the Regulations. Jack Verducci is thus Master Model Railroader No. 363! He has received AP certificates for Chief Dispatcher, Author, Electrical, Scenery, Structures, Civil, and Motive Power. While it took many years for Jack to complete the requirements for these certificates, he completed and submitted the required SOQs (Statement of Qualifications) for each of these certificates within a single year! Given Jack's current "compulsive" interest in garden railroading, his Master Model Railroader certificate will be presented to him at the National Garden Railway Convention in Santa Clara in July 3 – 9, 2006. Congratulations Jack!

If you are interested in the AP or Golden Spike Programs, contact me for more details. My contact info is listed in the Call Board on Page 27.



National Model Railroad Convention

July 2 to July 9, 2006

Studying the ORMRR is fun in itself. It contains well over 500 pikes, some as yet unbuilt. Among them are prototypical names such as Union Pacific and Burlington Northern. Others have registered more whimsical names, such as the Kneedy & Lackamoney and the Downe & Owlte. It makes for great reading.

The Pike Registry was updated and streamlined last year and is now a self-supporting volunteer-run part of the NMRA Membership Services and Promotion Department. Besides the fun of receiving an official certificate and the ORMRR, it gives members a great way to make a small donation to the NMRA.

For details on how to get your pike registered, visit the NMRA website at <http://www.nmra.org/pikereg>.

(Continued from page 6) Our Purpose

with a whole set of reasons of your own. Let me know what you think. We sometimes forget what good things have been accomplished through the fine organizations we call the RED, PCR and NMRA. They have made our hobby much more enjoyable. We will be taking on a new group of PCR and RED members with the single-pay dues structure in the coming months. We need to get the word out as to why they need to be a part of this organization. I would like to encourage all the members, new and old, to take advantage of the opportunities you have with the RED, PCR, and NMRA to improve and enhance your enjoyment of our great hobby.

(Continued from page 7) What Do I Get?

others), and in the process, meeting your fellow modelers and expanding your modeling horizons in ways you would never have anticipated."



Friendly Competition vs. Yourself: Mark Schutzer's beautiful SP Cab Forward No. 4103, circa 1950

So, consider participating in the Model Contest or Show and Tell, with a model you've built and are proud of. By giving of yourself and sharing, we're all winners.

WRITTEN IN THE PCR

Southern Pacific's Western Division by John Signor

Review by Dave Connery


This is another book that was authored within PCR about railroading in PCR and published by a company in PCR. The book first appeared nearly three years ago and it has been waiting in my bookcase to be read for about a year and a half. I should have read it as soon as it was published as there is a great deal in the book I needed to know. Although I am not strictly an SP modeler, I do have two interchanges with the SP on my layout, including one within the area of the Western Division. In addition I have lived in and traveled around the Western Division for the past 40+ years. Before reading this book I really did not have a clear idea of just what parts of SP fell within the Western Division, merely the understanding it was centered in the SF Bay Area and hemmed in by the Coast, Shasta and Sacramento Divisions. I learned a lot from this book.

The author, John Signor, is imminently qualified to write this book, having spent his life around, working for and studying the SP. John's writing is not new to most SP fans, having already produced a couple of books on the Coast Lines; a couple on the Shasta Division; one each on Beaumont Hill, Tehachapi, and Donner; one on the SP in Mexico, one on the LA & SL and John edits the SP Historical & Technical Society magazine.

The book is 413 pages and includes an index, a section listing all of the SP stations in the Western Division, listed by line with dates and milepost, and bibliography. The main body of the book itself is arranged into six chapters organized into historic periods. For me, the truly outstanding feature of this book is the marvelous photographic coverage of the Western Division from the early days right up to the present. I counted 636 B&W photos and 84 color shots. All of them are crisp,

have a story to tell and the book is printed sharply on high quality paper, making studying these photos a pleasure. The photos alone are more than enough justification to purchase the book. The only complaint I have about the photos is a few of them use the exact same material for the caption as appears in the text sections – I would have preferred having unique complementary information in the captions.

In addition to the photos there are 24 maps, of which I found the 1931 map of the Western Division printed on the front and back leaves to be the most useful. There are also 44 timetables, schedules and a train sheet and six pieces of artwork. All together, this visual support provides a feeling you know the Division intimately by the time you finish reading the book.



Beyond the fantastic visual documentation, the book is an absolute store of information. This is both a strength and a weakness. Almost anything you want to know about the history of the Division is here. The sheer volume of information bogged down my reading enjoyment of sections as I struggled to comprehend the growth and

decline of various individual lines and the appearance and disappearance of both named and numbered trains. Much of this would have been more easily understood if included in tables or charts of some type.

All in all I highly recommend this book both for the casual railroad enthusiast, for the SP fanatic and for the modeler of all or parts of the Western Division. There is enough information in the book to serve as the basis for many prototype based layouts. The book is published by Signature Press, 11508 Green Rd., Wilton, CA 95693 www.signature.com and is listed for \$70

Pre - National Garden Railway Convention “Great Western Rail Spectacular” Tour

Sunday, June 25, 2006 to Sunday, July 2, 2006

Want to see a few sights before the Convention?

- 8 Days (7 nights lodging included)
- 11 meals included (remainder on your own)
- 16 Train Rides
- 6 Railroad Museums
- 2 Dinner-Lunch Trains

Includes Pacific Locomotive Association’s Niles Canyon Rwy., Railtown 1897 steam train and Shops Tour, Sierra Golden Sunset Dinner Train, Yosemite Sugar Pine Rwy., Yosemite National Park, Mono Lake, Bodie Ghost Town, Nevada State Railroad Museum, V&T in Virginia City, Portola RR Museum, Feather River Canyon, Nevada County NG Museum, Skunk Train in Fort Brag, Sonoma Railroad Town, Napa Valley Wine

Train Lunch, Western Railroad Museum at Rio Vista, California State RR Museum, Sacramento Southern RR, Amtrak ride Suisun City to Richmond, Bay Area Rapid Transit to San Francisco, SF Historic Trolley ride, Fisherman’s Wharf, SF Cable Car ride, Cal-Train ride to San Jose, Roaring Camp and Big Trees train ride. We will also visit several “abandoned” rail sites. Non railroad portions of this tour will be by motor coach.

Cost \$1695 double occupancy / \$450 single supplement.

Sign up on a Garden Railway Convention Registration Form or contact our tour company directly at Trains Unlimited Tours, 1105 Terminal Way, Suite 111, Reno, NV 89502 Phone (530) 836-1745 or 1-800-359-4870.

National Garden Railway Convention

July 3—July 9, 2006


Santa Clara, California

Ever wonder about the hullabaloo over large scale the past several decades? Well, 2006 is your chance to see what it is all about. The National Garden Railway Convention will again be held in our Region (this will be the 22nd annual convention and it has been in our region four times previously). The convention will be July 3 through 9 and will be headquartered at the Santa Clara Convention Center and attached Hyatt Regency Santa Clara Hotel (ex-Westin). On the website you will find registration material along with schedules and all the other information you may have questions about: www.bagrs.org/convention/.

National Garden Railway Conventions are not that different from PCR and NMRA conventions except the focus is on large scale and mostly outdoors. There will be seven days of layout tours with 10 to 12 different garden railways on tour each day. If you don’t want to use the maps and drive

yourself, bus tours are available. Every evening there are clinics and most evenings also have a special event such as the Barbecue at San Jose Historical Park (including a trolley ride), the “Its It” Ice Cream Social and the Banquet where the guest speaker will be Jack Burgess, MMR, speaking on the Yosemite Valley Railroad. The Exhibit Hall is open Thursday and Friday evening for Convention attendees only and then on Saturday and Sunday for both the Convention folks and the general public. There are Door Prizes, a popular vote Contest and of course, lots of good fellowship.

You don’t have to own a Garden Railroad to really enjoy yourself at a National Garden Railway Convention. You can register online, write to PCR member Bob Ferguson, 530 Fig Tree Lane, Martinez, CA 94553, and request a form, or those provided on the next two pages.



22nd National Garden Railway Convention

Santa Clara Convention Center and Hyatt Regency Santa Clara Hotel
Santa Clara, California



Hotel Reservations are made through Par Avion Services at 866-705-3697
Fax: 310-649-3554 For internet **hotel reservations**, use the link below
www.NGRC2006.net/hotel

Convention Hotel is the Hyatt Regency Hotel (\$109) Overflow is the Hilton Hotel (\$119)

July 3 - 9, 2006

REGISTRATION FORM

Return Completed Form to: Registrar, 22nd NGRC
530 Fig Tree Lane, Martinez, CA 94553

First Name:			
Last Name:		Child #1 Name:	
Spouse Name:		Child #2 Name:	
Street Address:			
City: (USA)		Int. Address Line 1:	International Address goes here
State, Zip: (USA)		Int. Address Line 2:	
Telephone:		Country:	
E-Mail:			

		Quantity	Cost
Registration:	Individual Registration		\$ 60.00
Before April 1, 06	Family Registration (2 Adults, 2 Children under 18)		\$ 80.00
Registration:	Individual Registration		\$ 79.00
After Mar 31, 06	Family Registration (2 Adults, 2 Children under 18)		\$ 99.00
Bus Layout Tours	Tues () Wed () Thurs () Fri () Sat () per tour per seat		\$ 20.00
Meals:	Wednesday Evening Bar-B-Que - Drive Yourself		\$ 40.00
	Wednesday Evening Bar-B-Que with Bus Ride		\$ 55.00
	Thursday Evening Ice Cream Social		\$ 3.00
	Saturday Evening Banquet [chicken () fish () Veg ()]		\$ 55.00
	Saturday Evening Banquet under 12 [Spaghetti Dinner]		\$ 35.00
Convention Car:	San Francisco Cable Car		\$ 300.00
Video:	Garden Layouts on Video [3 disc/tape set] VHS () DVD ()		\$ 20.00
Tour Guide:	Layout Tour Guide mailed in advance (deadline is June 1st)		\$ 15.00
Pre Conv Tour	8-day Bus Tour of Nor Cal Rail Sites (p/p \$1695 dbl / \$2145 single ocpy)		

Checks Payable to: 22nd NGRC

Total Registration Cost:

CreditCard No:

CVC Code

3 digits on back of card

Expiration date:

MM

YY

Card Type: MC [] Visa [] Amex [] Discover []

Committee Use Only

Date Received: _____ Check #: _____ Registration Numbers: _____

22nd National Garden Railway Convention

Santa Clara Convention Center and Hyatt Hotel
5001 Great America Parkway
Santa Clara, California



Hotel Reservations are made through Par Avion Services at 866-705-3697
Fax: 310-649-3554 For internet **hotel reservations**, use the link below
www.NGRC2006.net/hotel

Convention Hotel is the Hyatt Hotel (\$109) Overflow is the Hilton Hotel (\$119)

July 3 - 9, 2006

Tours, Meals and Merchandise Registration Form

Return Completed Form to: Registrar, 22nd NGRC
530 Fig Tree Lane, Martinez, CA 94553

First Name:
(Primary Registrant)

Last Name:

Registration Number(s):

<input type="text"/>	<input type="text"/>
<input type="text"/>	<input type="text"/>

		Quantity	Cost
Pre Conv Tour	8-day Bus Tour of Nor Cal Rail Sites (p/p \$1695 dbl / \$2145 single ocpy)		
Bus Layout Tours	Tues () Wed () Thurs () Fri () Sat () per tour per seat	\$	20.00
Meals:	Wednesday Evening Bar-B-Que - Drive Yourself	\$	40.00
	Wednesday Evening Bar-B-Que with Bus Ride	\$	55.00
	Thursday Evening Ice Cream Social	\$	3.00
	Saturday Evening Banquet [chicken () fish () Veg()]	\$	55.00
	Saturday Evening Banquet under 12 [Spaghetti Dinner]	\$	35.00
Merchandise: Go to: www.bagrs.com for pictures and descriptions of all merchandise	Convention Car: San Francisco Cable Car	\$	300.00
	Garden Layouts on Video [3 disc/tape set] VHS () DVD ()	\$	20.00
	Layout Tour Guide mailed in advance (deadline is June 1st)	\$	15.00
	Polo Shirt with Pocket, Ash color, Embroidered Logo M, L, XL	\$	30.00
	Polo Shirt with Pocket, Ash color, Embroidered Logo XXL	\$	32.00
	Tee-Shirt, 100% Cotton, Ash color, Silk Screened Logo M, L, XL	\$	10.00
	Tee-Shirt, 100% Cotton, Ash color, Silk Screened Logo XXL	\$	12.00
	Cap, Green, Embroidered Logo	\$	15.00
	Coffee Mug, printed with logo	\$	10.00

Checks Payable to: 22nd NGRC

Total Cost:

CreditCard No:

CVC Code

3 digits on back of card for MC, V
4 digits on front for Amex

Expiration date:

<input type="text"/>	<input type="text"/>
MM	YY

Card Type: MC [] Visa [] Amex []

A single copy of this form can be submitted for a Family by entering the Family registration numbers in the space provided above.

If your family members confirmations do not list their correct names, please enter their registration number and name(s) here:

<input type="text"/>	<input type="text"/>	<input type="text"/>	<input type="text"/>
<input type="text"/>	<input type="text"/>	<input type="text"/>	<input type="text"/>

Committee Use Only


Date Received: _____ Check #: _____ Registration Numbers: _____

BACK TO THE FUTURE IN 2006

Annual Model Railroad Convention

Pacific Southwest Region

National Model Railroad Association



October 11th Thru 15th, 2006

Ramada Inn & Convention Center

&

Al Bahr Shrine

San Diego, CA

Schedule of Events

There's more to do than you will have time to do!

Wednesday - October 11, 2006

Convention Begins
Layout Tours
Reception

Thursday, October 12, 2006

Model Contests
Clinics
Prototype Activities
Raiette Activities
Layout Tours
SDMRRM Operating Sessions

Friday, October 13, 2006

Model Contests
Clinics
Prototype Activities
Raiette Activities
Layout Tours
Train/Trade Show Open
Chinese Auction

Saturday, October 14, 2006

Hobo Breakfast
Model Contest - judging
Clinics
Prototype Activities
Raiette Activities
Layout Tours
Train/Trade Show Open to Public
Awards Banquet

Sunday, October 15, 2006

Annual Membership Meeting
Layout Tours
Train/Trade Show Open to Public

Banquet Speaker & Clinician

Andy Sperandeo
Executive Editor, *Model Railroader*

Raiette Activities

Prototype Tours

Layout tours

Sample of Clinics Offered

Animation	Rodger Gredvig
Citrus Industries	Bob Chaparro
Coaster Operations	Mitch Alderson
Craft Resources	Kim Fowler
DCC	Jim Furhman
Disney Trains	Michael Broggie
Grade Crossings	Jim Thacker
Helpful Hints	Frank Tepedino
Infrared Detection	Jim Campbell
Mirror Magic	Bob Mitchell
Operations	George Boggs
Operations	Dick Roberts
Outdoor Railroads	Roger Clarkson
Plans from Photos	Gary Robinson
Prototype Signals	Wayne Penn
Pulpwood Yards	Gary Robinson
Santa Fe "F"s	Jim Furhman
SD & AE	Reana Deutsch
Tree Making	Bob Mitchell
Trees	Burton Maxwell
Weathering	Tony Burzio
Weathering	Steve Harris
Wiring	Dave Balsler

RAMADA INN
and Conference Center
San Diego, California

Convention Hotel

Ramada Inn & Conference Center
5500 Kearny Mesa Rd.
San Diego, CA 92111

Room Rate ~ \$79

Free Parking ~ Next to Train Show

For Reservations ~ (800) 447-2647 or
<http://www.ramadasandiego.com/reservations.htm>

• Corporate Code for Rate - PSR-NMRA •



Al Bahr Shrine

Train & Trade Show

5440 Kearny Mesa Road
San Diego, California 92111-1303
Free Parking

Friday - October 13th

Convention Attendees only
12noon to 4pm

4pm to 7pm - Open to the Public

Saturday - October 14th

10am to 6pm - Open to the Public

Sunday - October 15th

10am to 4pm - Open to the Public



BACK TO THE FUTURE IN 2006

Pacific Southwest Region
National Model Railroad Association

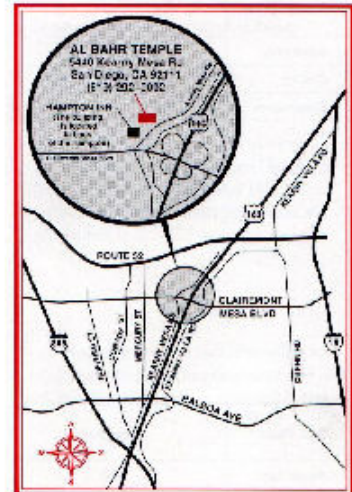
San Diego Division

2319 Conway Drive

Escondido, CA 92026

(760) 839-587

www.sandiegodivision.org



Convention Information

www.sandiegodivision.org

Contact Information

Convention Chair

Ben Sevier
sddiv@sbcglobal.net

Registration

Gary Robinson
grobiedobbie@yahoo.com
Phone: (760) 839-5877

Train Show

Bob Lang - Vendor Chair
langteam@aol.com
Phone: (858) 565-9062
Jim Wirt - Club Chair
jwirt@ucsd.edu
Phone: (858) 259-0283

Clinics

Don Fowler
donald.fowler@sdsheiff.org
619-787-1930

Layout Tours


Dave Balsler
dbalsler@adelphia.net
(760) 436-6139

Prototype Activities

Bob Moore - Chair
bobmoore24@earthlink.net
(619) 224-4894
George Boggs
sibcol@aol.com
(760) 789-4210

Raiette Activities

Kim Fowler
fowki@cox.net



BACK TO THE FUTURE IN 2006

Pacific Southwest Region, NMRA® 2006 Convention

OCTOBER 11 - 15, 2006

Presented by the San Diego Division, PSR, NMRA®
 Ramada Inn and Conference Center, San Diego, California

Name(s)*(1) _____ (2) _____

Address _____

City _____ State & ZIP _____

Phone _____ E-Mail** _____

NMRA #: _____ PSR #: _____ Registration Date: _____

Region & Home Division _____ Primary Scale _____

*As you want it to appear on your badge **E-Mail is the preferred communication method

<u>TYPE</u>	<u>QTY</u>	<u>EACH</u>	<u>TOTAL</u>
NMRA Adult Rail (NMRA Member) before 4/1/06.....	# _____	@ \$50.00	_____
NMRA Adult Rail (NMRA Member) after 3/31/06.....	# _____	@ \$65.00	_____
NMRA Adult Rail (NMRA Member) after 8/19/06.....	# _____	@ \$75.00	_____
Non-Rail, Spouse, or Adult Family Member, when accompanied by NMRA member	# _____	@ \$40.00	_____
Youth (10-17, with paid adult)	# _____	@ \$15.00	_____
Single Day - Indicate Day [] Thur [] Fri [] Sat.....	# _____	@ \$30.00	_____
Non-NMRA member surcharge	# _____	@ \$10.00	_____
Extra Fare from reverse (when posted)			_____
Total		\$	_____

Would you be interested in helping out while at the convention? Yes No, thanks

Would you willing to give a clinic? Yes No, thanks Topic: _____

Operating session interest? Yes No, thanks

Make checks payable to: **San Diego Division**

Send registration form and payment to: Gary Robinson, PSR 2006 Registrar
 2319 Conway Drive
 Escondido, CA 92026

Registrar's contact information: Email: grobbedobbie@yahoo.com Phone (760) 839-5877

Convention Hotel: Ramada Inn & Conference Center, 5550 Kearny Mesa Road, San Diego, CA 92111

Reservations: (800) 447-2637 - www.ramada.com/Ramada/control/advanced_search - Room Rate \$89.00

Registrar's Use Only: Cash \$ _____ Check \$ _____ # _____ Date: ____/____/____
 Registration # _____ Posted: ____/____/____

Cancellation policy:

Full refund, less \$5.00 fee per registrant, when requested in writing (or email) before September 1, 2006



Layout Design and Operations Special Interest Groups News

by Seth Neumann



The year really started off with a bang for us in Northern California: Steve Hayes held his quarterly “first Saturday” invitational run on his Western Pacific layout in Sonora (actually on the second Saturday) and 15 operators from all over the PCR participated. Steve’s layout is unusual in that, instead of DCC, it operates by computer controlled cab control, but this complements his CTC dispatching system and all works well together. Steve welcomes new guests to his op sessions and can be contacted at hayeswp@hotmail.com or 209-536-1847.

Our big event was the annual PCR/LD/OP SIG meet, held February 10 – 12. Attendance was 106 this year, and a good time was had by all. The event started with a dinner Friday at Fiorello’s in Santa Clara attended by a number of locals and visitors from Phoenix, Reno and Portland. The clinic program began at 9:00 AM at the South Bay Railroad Historical Society’s facility in the beautifully restored Santa Clara Depot (built during Lincoln’s presidency). We had six excellent clinics:

- Modeling Milk – Ed Loizeaux
- Car Cards for Realistic Operation – Tony Thompson
- State Belt Railroad – Bill Kaufman
- Adaptable Operation – Mike Birmingham and Don Marenzi
- Low Cost DCC Sound Decoders – Kurt Brown (First time presenter)
- Southern Pacific Santa Barbara Subdivision – Bruce Morden

Four of the clinics discussed modeling a specific prototype or prototypical operation; the others covered mechanical aspects of simulating operations.

The design challenge this year, (organized by Byron Henderson and Bill Kaufman), covered the Parr Terminal/Richmond Pacific Railroad. Five designs were offered and critiqued by a panel of experienced designers drawn from the audience. We learned a lot about how to use space effectively and how design reflects the experiences and interests of the designers.

Finally Bruce Morden organized a panel about “Getting off your duff ... and building something.” Bruce, Ed Loizeaux, Jim Radkey and Byron Henderson discussed their experiences and what it took to get motivated to

achieve their layout goals, whether building or operating.

All the while Byron had the consulting program going in the back room and 15 attendees got personalized consultation on their designs.

Saturday evening was dedicated to layout tours and nine local layouts were open for inspection, organized by Mike Birmingham .

Sunday, David Parks organized the Operating program with six layouts open to 62 operators. Visitors were encouraged to drop in and observe, though most were pressed into service moving tonnage over the road!

Looking forward, we are planning the Layout Design/Operations track Thursday at the River City Express in Sacramento, May 3 – 9. We’ll have several clinics followed by the Design and Ops forums in the evening. Bring your plans and questions and we’ll try to help!

The NMRA Convention will held in Philadelphia, July 2 – 9, with a comprehensive SIG program including the Layout Design SIG tour Wednesday, the LD/OP SIG Banquet and Op Sessions throughout the show. Make these activities part of your convention experience!

The Southern Pacific Historical and Technical Society will hold its annual meet, X2006 West, in Oakland on July 12 – 16, and it’s a great source of prototypical information for those interested in the SP! Check out the website at <http://www.sphtsannualmeeting.org/>.

Looking to 2007, the PCR – LD/OP SIG meet will be the weekend after the Super Bowl and, BayRails 2007 will be March 8 – 10, 2007, see www.bayrails.com!

SIGs at the River City Express

The Operations and Layout Design Special Interest Groups (LD/OP SIGs) will have a number of clinics and activities at the River City Express PCR convention in Sacramento, CA May 3 – 7, 2006. The OP SIG is looking for layouts within an hour of the convention site (Arden Fair mall area) which can host special operating sessions during the convention. Interested parties should contact Kent Williams via e-mail: kent@ownry.com. Visit the convention site at www.home.earthlink.net-rivercityexpress/~rivercityexpress/.

Club Info

ALAMEDA COUNTY CENTRAL RAILROAD SOCIETY
ACCRS is located at the Alameda Co. Fair Grounds, Pleasanton. A 30 by 100 foot room has O and HO layouts. Open to the public every Friday, 6 to 10 PM, they operate continuously during county fairs and special events. Annual dues: \$24, \$15 initiation fee; Jr membership for ages 12 to 18 (with sponsor), free.
Contact: Gary Lewis 925-455-8135 E-mail: glslewis@comcast.net
Web: www.pleasantonmodelrr.org/index.html

ANTIOCH MODEL RAILROAD CLUB
The Black Diamond Lines is an HO club located at 425 Fulton Shipyard Rd, Antioch. Scenery is 95% complete and there is a lot of operating action. In 2006 we celebrate our 25th year of operation (anniversary cars available). We meet Tues. and Fri., 7:30 to 10:00 PM. Runs are the 3rd Fri. of the month.
Contact: President Tom Lutrel, 925-609-7093
Web: www.blackdiamondlines.org

BAY AREA NTRAK MODEL RAILROAD CLUB
BANTrak MRC invites N scale modelers to visit us at the Wells Fargo Express Room, Southern Pacific Railroad depot, 902 Loring Ave., Crockett, on Wed. and Sat., 10 AM to 3 PM.
Contact: Bob Lewis, 925-283-6838
E-mail: BobLewis1@sbcglobal.net

BAY AREA Z MODULE COOPERATIVE
BAZ is a group in the SF Bay Area interested in developing and displaying Z scale modules. Members are building them to the "Z-Bend Track" Module miniModuleZ specs Anyone in Northern California interested in Z Scale railroading is welcome to join us. We meet Sundays 10 AM to 5 PM at members houses
Contact: Robert Ray pray59@sbcglobal.net
Yahoo group: groups.yahoo.com/group/BAZ_modules

CALIFORNIA CENTRAL MODEL RAILROAD CLUB
The CCMRC is located in the old Agnew depot (Santa Clara) of the Southern Pacific (4185 Bassett St.) directly across from the Lafayette St. gate of Agnew State Hospital. The theme of the 15' x 50' HO club is western railroading running from the Bay Area to Southern Oregon. We meet Fri., 7:30 to 11 PM. Operating sessions the 1st and last Fri. of the month.
Contact: 408-988-4449 (operating nights), or Wayne Cohen, 408-779-0707.

CARQUINEZ MODEL RAILROAD SOCIETY
Formerly the Vallejo Model Railroad Club, we moved from the Solano Co. Fairgrounds, and are developing a track plan to fit our 36' x 60' room, located on the 2nd floor of the Odd Fellows (IOOF) Lodge, 645 Loring Ave. We are deciding if we will model a prototype or freelance road. We meet Wed., 7:00 to 10:00 PM.
Contact: 510-787-6703 (recorder)
Mail: P.O. Box 4057, Vallejo, CA 94590-0405
E-mail: LoggingRR@aol.com or LambertRP61@comcast.net
Place "Carquinez Model RR Society" in subject line.
Web: www.CarquinezMRS.org

COASTAL VALLEY LINES
The CVL is an informal association of novice to advanced model railroaders who live in Sonoma County. We meet at 7:00 PM the

1st Thu. of the month. We operate our HO modular railroad at local public shows.
Contact: Brad Squires, 707-568-4298 or Don Hanesworth, 707-823-9615 Web: <http://home.pacbell.net/jrolston/>

EEL RIVER VALLEY MODEL RAILROADERS
The Eel River Valley is an HO club with a NWP-layout series of modules under construction. We meet Fri., 7:30 PM at the Humboldt County Fair Grounds Commercial Building NW corner, Ferndale.
Contact: Ron Plies, 707-725-9063 Mail: P.O. Box 950, Fortuna, CA 95540

ELSIE
The Left Coast (Elsie) HOn30 group invites anyone interested to join us. We use existing standards for module construction but are not merely a modular group. Contact: Al Sandrini in Bakersfield, 661-322-7955; John Spelce in Martinez, 925-228-3279; or Ken Lunders in Cupertino, 408-777-9572.

GOLDEN EMPIRE HISTORICAL & MODELING SOCIETY, Bakersfield
GEHAMS, founded in 1987 and in their current location since March '94, is dual-scale with a 30' x 100' HO, and a 18' x 80' N based on SP's route from Bakersfield to Mojave with Tehachapi Loop. Though under construction, mainlines are in with monthly operations.
Contact: Doug Wagner 661-589-0391 E-mail: carldw@aol.com
GEHAMS web: www.gehams.com

GOLDEN STATE MODEL RAILROAD MUSEUM/EAST BAY MODEL ENGINEERS SOCIETY
Located at 900-A Dornan Dr. in Miller-Knox Regional Park at Point Richmond. Meetings and behind the scenes tours Fri., 7:30 to 10 PM, and Wed., noon to 4 PM (when we typically work on the layouts). New members welcomed in all our scales, O, HO and N, including narrow gauge and traction. Contact: 510-234-4884 or 510-758-6228 (to 8 PM)
For info or to schedule special shows, E-mail: John Edginton, EBMES Pres, jedginton@edg-law.com
Web: www.gsmrm.org

HUMBOLDT BAY & EUREKA MODEL RAILROAD CLUB
The HB&EMRC meets at their clubhouse and layout at 10 West 7th St., Suite #C in Eureka, on Sat., 7:00 PM. Visitors are always welcome. Business meetings the 1st Sat of the month, 7:30 PM.
Contact: David Berriman P.O. Box 915, Arcata, CA 95518 707-825-7689

MOTHER LODE MODEL RAILROAD CLUB
The MLMR meets Wed, 7:00 PM in the old historic primary school building in Sutter Creek. Additional meetings normally held 9:00 AM Sat. We are a fully DCC modular HO club.
Contact: Joe Stafford, 209-245-5016

NAPA VALLEY MODEL RAILROAD HISTORICAL SOCIETY
Located at The Napa Valley Expo, (fairgrounds), 575 Third St., Napa, our railroad runs from Napa to Ukiah with offline connections to Stockton and Portland, has 700 feet of mainline, and large

classification yards at each end. The layout is never finished, as we are always rebuilding and improving! Era is 1940 to present. Member owned rolling stock stresses reliability and realism. We meet Fri. 7:30 PM to 12, with formal runs the 2nd Fri. of the month. Info: John Rodgers 707-226-2985
E-mail: NapaJohn@napanet.net Web: www.nvmrc.org

Nn3 ALLIANCE

Our 700 members in nine countries model narrow gauge in "smaller scales". Nn3 describes 3', 3'6", and meter gauges, modeled in N or 2MM Scales. Our local portable exhibition layouts and modules regularly appear at conventions and shows. The Nn3 Handbook, 140 pages with 400 illustrations, covering all aspects of small scale narrow gauge, is available through the address on the web site. Official mailing address:
The Nn3 Alliance, PO Box 6652, Chesterfield, MO 63006
Web: www.Nn3.org <http://groups.yahoo.com/group/nn3/>

SACRAMENTO MODEL HISTORICAL SOCIETY

Established in 1948, the SMRHS is located at 1990 Grand Ave., Sacramento. Modeled as the Sierra Central RR, both HO and HO_{n3} layouts. HO layout is being rebuilt to depict SP/WP prototype. Open Wed. and Fri. nights, 7:30 PM.
Contact: 916-927-3618 E-mail: d.megeath@comcast.net
Web: www.smrhs.com

SACRAMENTO MODULAR RAILROADERS

Most of our events are operating sessions, where we make up trains in our large switch yard, and send road crews out to switch cars into and out of industries at the towns along the main line. The club owns a large main yard, the corner modules, some special modules, and some rolling stock. Members own their own modules and rolling stock.
Contact: Dick Witzens, 916-684-1987
Web: <http://saccentral.railfan.net/>

SAN JOAQUIN VALLEY GARDEN RAILWAY SOCIETY

The SJVGRS was founded in July of 1995 to promote the joy of building and operating Garden Railways. We have grown to over 70 families in the Central Valley, meeting monthly at member's homes to spend the afternoon sharing our hobby, weather permitting. Dues: \$25 a year for a family.
Contact info: Richard Emerson 559-439-7173
E-mail: emerson.r@worldnet.att.net
Web: <http://home.att.net/~sjvgrs/train/>

SAN LEANDRO HISTORICAL RAILWAY SOCIETY

The SLHRS models the SP from Oakland/San Leandro to just east of Norden using the tri-level Donner Pass plan featured in the March '98 *Model Railroader*. It's housed in the former S.P., San Leandro depot, located at 1302 Orchard Ave., San Leandro (just off Davis St.). Work sessions Sat. 9:00 AM - 1:30 PM and Tues. 7:30 - 9:30 PM, business meetings the 1st Fri. at 7:30 PM.
Contact: Pat LaTorres, 510-276-3121
E-mail: duhnerd@pacbell.net

SAN LUIS OBISPO MODEL RAILROAD CLUB

SLOMRC members are actively engaged in HO, N, and G scales. Work & run sessions on our N-scale layout most Saturdays. With a nearly 4000 scale ft class yard and 3 scale miles of run, we are actively seeking new members to run with us! Evening meetings on the 2nd Tue. of every month.

Web: www.trainweb.org/slomrc/index.html
E-mail: slomrc@kingdomhobbies.com
E-mailing list: groups.yahoo.com/group/SLOMRC

SILICON VALLEY LINES

The SVL is located at 148 E. Virginia St., San Jose. We meet Fri. 7:30 to 11:30 PM, with business meetings the 1st Fri. and operating sessions the last Fri. of the month. Our HO layout utilizing DCC for realistic operations, computer-generated train orders and radio-based dispatching.
E-mail: svl@siliconvalleylines.com
Web: www.siliconvalleylines.com

SOUTH BAY HISTORICAL RAILROAD SOCIETY

SBHRS invites interested modelers to visit us in the historic Santa Clara CalTrain Depot, 1005 Railroad Ave., Santa Clara, Tues. 7:00 to 10:00 PM or Sat. 9:00 AM to 4:00 PM
Contact: 408-243-3969

SOUTH COAST SOCIETY OF MODEL ENGINEERS

We meet every 3rd Tues. at 7:30 PM, and other times. The club has no address, but consists of enthusiasts of all scales and prototypes in the Santa Barbara area, and has a collection of railroad books and videos for loan to members. Activities includes operations and work sessions at member layouts, and field trips. Membership is \$2 per month.
Contact: Secretary Walter Naumann, 805-564-1359
E-mail: WNaumann@aol.com

TIDEWATER SOUTHERN RAILWAY HISTORICAL SOCIETY INC., Manteca

Formerly the Manteca Model RR Club (org '73), TSRHS reorganized and incorporated in 1990. Located at the San Joaquin Fairgrounds, Building 1, (corner of Airport and Charter Ways (Hw 4), Stockton), a 2,400 sq. ft. alcove houses a large HO layout depicting the Tidewater Southern, several Valley towns, and museum display cases. We meet 6 - 8:30 PM Thursdays.
Contact: Ben Cantu, 209-825-7215
Mail: PO Box 882, Manteca, CA 95336
E-mail: bcantu@SQ50.com

TRI-CITIES MODEL RAILROAD CLUB

The TCMRC meets in the restored Niles Depot at 36997 Mission Blvd., Fremont. The club has both N and HO layouts. Work nights are Fri., business meetings the 1st Tues. and operating sessions the 1st and 3rd Sun. of the month
Contact: Stanley Keiser, 510-791-1504
Web: <http://nilesdepot.railfan.net/>

WALNUT CREEK MODEL RAILROAD SOCIETY

The WCMRS, located at 2751 Buena Vista Ave, Walnut Creek, is open the last Fri. of the month from 8 to 10 PM for operations. Fares are \$1 for 6-12 and seniors over 60 and \$2 for adults. Membership is always open to interested HO modelers.
Contact: 925-937-1888 (recorder) Web: www.wcmrs.org

If you would like your club listed, send a brief description and contact information to CV12Steve@pacbell.net or mail to Editor, 208 13th St, West Sacramento, CA 95691.



Membership Application



Pacific Coast Region

LAST NAME: _____ FIRST NAME: _____

ADDRESS: _____

CITY: _____ STATE: _____ ZIP: _____

TELEPHONE: _____ NMRA # (if a renewal): _____

I want to become a member of or renew my membership in the National Model Railroad Association. I have checked below the type of membership I desire and have enclosed the proper amount in a check payable to "NMRA". I understand that membership in the NMRA includes my affiliation with a Region and Division based on my address above. I also understand that I must subscribe to the National and Regional publications in order to receive them.

Regular Member w/National Subscription and Region Subscription	\$ 51.00
Regular Member w/Region Subscription Only	\$ 39.00
Family Member (must have Regular Member as sponsor) – Provide Name:	\$ 9.00
Student Member (under age 18 or under 23 w/valid student ID Card)	\$ 24.00
Sustaining (clubs, businesses, associations, etc.) includes National Subscription and Region Subscription	\$ 84.00
RailPass Trial Membership (6 months w/ National Subscription and Region Subscription – new members only)	\$ 12.95
Total	

Send all membership applications to: NMRA, 4121 Cromwell Rd, Chattanooga, TN 37421

The Golden Spike Award

The Golden Spike Award will be awarded to any NMRA member who does not hold MMR status. It will be administered by the Regional and Divisional Achievement Program Chairman under the direction of the National Achievement Program Chairman. AP regulations and definitions apply for scratch built and super detailed. To qualify for the award the member must complete the following checklist, obtain the signature of the Divisional AP Chairman, or another NMRA member designated by the Divisional AP Chairman. The Divisional AP Chairman will submit the signed form to the Regional AP Chairman who will issue the Golden Spike Award Certificate.

Qualifications for the Golden Spike Award

- Rolling stock (Motive power and cars)
 - _____ Display six (6) units of rolling stock (Scratch built, craftsman, or detailed commercial kits).
- Model Railroad Setting (Structures and Scenery)
 - _____ Construct a minimum eight (8) square feet of layout.
 - _____ Construct five (5) structures (Scratch built, craftsman or detailed commercial kits). If a module has less than five structures, additional ones separate from the scene may be used.
- Engineering (Civil and Electrical)
 - _____ Three (3) types of trackage required (turnout, crossing, etc.). All must be properly ballasted and installed on proper roadbed. Commercial trackage may be used.
 - _____ All installed trackage must be properly wired so that two trains can be operated simultaneously. (Double-track main, single-track main with sidings, and block or command control).
 - _____ Provide one additional electrical feature such as powered turnouts, signaling, turnout indication lighted buildings, etc.

Member _____ NMRA# _____

Address _____ State _____ Zip Code _____

Scale _____ Type of Pike _____

Verification by _____ NMRA# _____

PCR CALLBOARD

----- OFFICERS AND DIRECTORS (BOARD OF DIRECTORS) -----

• President	L.E. "Gene" Mayer	(916) 359-6934	GeneFWRR@aol.com
• Vice-President	Dave Connery	(925) 735-0134	DEConnery@aol.com
• Treasurer	Larry Altbaum	(925) 736-8160	emerbaum@msn.com
• Secretary	Rich Kolm	(510) 538-8973	IronhorseK@comcast.net
• Director, Daylight Division	Doug Wagner	(661) 589-0391	CarlDW@aol.com
• Director, Coast Division	Kermit Paul, MMR	(925) 935-1859	(no e-mail)
• Director, Sierra Division	(vacant)		<i>Jesse Menefee, Jr. resigned 11/05/05</i>
• Director, Redwood Empire Div.	Ron Plies	(707) 725-9063	RLPlies@cox.net
• Director, Hawai'ian Division	(vacant)		<i>Hawai'ian Division is not active</i>
• NMRA Regional Advisory Council	L.E. "Gene" Mayer	(916) 359-6934	GeneFWRR@aol.com

----- ADMINISTRATION DEPARTMENT -----

• Manager	L.E. "Gene" Mayer	(916) 359-6934	GeneFWRR@aol.com
• Budget & Finance Committee	(President, Vice-President, and Treasurer)		
• By-Laws & Manual Committee	Dave Connery	(925) 735-0134	DEConnery@aol.com
• Nominating Committee Chair	<i>[no permanent chairperson; interim appointments are made as needed]</i>		
• Ballot Committee Chair	Jim Providenza	(415) 472-6715	RRJim@aol.com
• Honors Committee Chair	Ray deBlieck	(510) 521-9778	RaydBCS@aol.com
• Storekeeper	Steve Skold	(707) 539-1782	SandCSkold@aol.com
• Audit Committee Chair	Bill Swindell	(925) 372-6996	Bill.Swindell@clorox.com
• LRP Implementation Chair	Dave Connery	(925) 735-0134	DEConnery@aol.com

----- MEMBERSHIP DEPARTMENT -----

• Manager	Doug Wagner	(661) 589-0391	CarlDW@aol.com
• Member Services Chair	Bob Ferguson	(925) 228-6833	BobPCRC@aol.com
• Assistant Chair	Jim Long	(530)-676-1798	JimCLong@sbcglobal.net
• Membership Promotion Chair	(vacant)	---	---
• Member Aid Chair	Rod Smith	(510) 657-3362	Railgeezer@aol.com
• Education Chair	Chuck Mitchell	(925) 462-0291	CBMtrains@comcast.net
• Special Interests Coord.	Dave Parks	(650) 961-7644	bearwestern@comcast.com

----- PUBLICATIONS DEPARTMENT -----

• Manager	Gus Campagna	(415) 990-3777	CampGus@earthlink.net
• Editor, <i>Branch Line</i>	Stephen Johnson	(916) 375-1953	CV12Steve@pacbell.net
• Circulation Manager	(vacant)	---	---
• Publisher of Record	Bob Ferguson	(925) 228-6833	BobPCRC@aol.com
• Webmaster	Kevin Hurley	(831) 728-1934	KMHurley01@pcrnmra.org

----- CONVENTION DEPARTMENT -----

• Manager	Dennis Stokely	(925) 828-1990	Stokely4@aol.com
• Convention Host Committees Chairs:			
• 2006 Sacramento	Bob Warner	(916) 772-7502	BWArner1@softcom.net
• 2007 Santa Cruz	Kevin Hurley	(831) 728-1934	KMHurley01@pcrnmra.org
• 2008 Fresno	John Houlihan	(559) 435-0874	John@irishtracklayer.com

----- CONTEST DEPARTMENT -----

• Manager	Bill Scott	(559) 298-7715	vallyflyer@aol.com
• Division Contest Chairs:			
• Daylight Division	Bill Scott	(559) 298-7715	vallyflyer@aol.com
• Coast Division	John Sing	(650) 372-0765	SingJ@us.ibm.com
• Sierra Division	Norman Morris	(530) 742-6930	NormMorris@sbcglobal.net
• Redwood Empire Division	Steve Skold	(707) 539-1782	SandCSkold@aol.com
• Model Contest Chair	(vacant)	---	---
• Photo Contest Chair	(vacant)	---	---

----- ACHIEVEMENT PROGRAM DEPARTMENT -----

• Manager	Jack Burgess, MMR	(510) 797-9557	Jack@yosemitevalleyrr.com
• Division AP Chairs:			
• Daylight Division	(vacant)	---	---
• Coast Division	Kermit Paul, MMR	(925) 935-1859	(no e-mail)
• Sierra Division	Dave Bayless	(530) 887-8880	---
• Redwood Empire Division	Harold Mentzer	(707) 226-5153	HSMentzer@aol.com


----- NON-RAIL ACTIVITIES DEPARTMENT -----

• Manager	Mary Moore-Campagna	(530) 426-9055	MaryCMoore@campagna.com
-----------	---------------------	----------------	--

----- 12-08-05

BRANCH LINE
530 FIG TREE LANE
MARTINEZ, CA 94553

PERIODICAL POSTAGE
PAID
MARTINEZ, CA 94553



Calendar

April 1...**Sierra outing** to the Western Railway Museum,
Rio Vista

April 7-8...**WPRR Historical Society Convention**
Holiday Inn, Chico

May 3-7...River City Express PCR Convention,
DoubleTree Hotel, Sacramento

May 3...**Board of Directors meeting** at RCE Convention

May 20...**Daylight meet** at Gary Siegel's in Santa Barbara

June 3...**RED meet** at the Napa Valley Northern Club,
Napa Fairgrounds

June 4...**Coast meet** at Bay Area Computer Museum,
Mountain View

July 2-9...**Independence Junction NMRA National**
Convention, Philadelphia, PA

July 3-9...**National Garden Railway Convention**, Santa
Clara Convention Center

July 12-16...**SP Historical & Technical Society Convention**
Airport Hilton Hotel, Oakland

August 2-6...**PNR Convention**, Wilsonville, OR

August 13...**RED annual picnic meet** at West Side Farms

August 26...**Daylight outing** in San Luis Obispo

September 4...Coast meet, Buchser Middle School, Santa
Clara

October 11-15...**PSR Convention**, San Diego

November 4...**Daylight meet** in Merced

Gus Campagna is trying to keep an updated calendar at
<http://home.earthlink.net/~campgus/#projects>. E-mail
any regional, divisional, or other interesting events.

STATEMENT OF PUBLICATION

BRANCH LINE, (USPS 870060 ISSN 07449771), is issued four times a year in the months of January, April, July and October. Deadline for all materials is the twelfth of the month preceding publication. No material will be returned unless requested and sufficient postage is provided. Membership in the PCR is included in NMRA dues. A subscription to the BRANCH LINE is \$6.00 annually.

The BRANCH LINE is published by the Pacific Coast Region, 530 Fig Tree Lane, Martinez CA 94553-4113.

Periodical Postage paid at Martinez, Marysville CA and additional mailing offices.

All comments regarding contents of the BRANCH LINE should be mailed directly to: Editor, 208 13th St., West Sacramento CA 95691-3718.

Inquiries regarding membership application, renewal or change of address should be directed to: National Model Railroad Association (NMRA), 4121 Cromwell Road, Chattanooga TN 37421-2119.