



BULLETIN

SPECIAL ANNOUNCEMENT

St. Louis 2020 National Convention and National Train Show cancelled

As everyone is aware, the coronavirus has had a devastating impact around the world. It has caused the death of tens of thousands of people and that is not something to be trivialized.

The NMRA National convention, Gateway 2020, is scheduled to start on July 12, 2020, in St. Louis, Missouri. That being said, the local host group has determined that they can no longer continue with the preparations and operation of the convention. Among the reasons for this decision is the fact that one key member is ill with COVID-19. The host group requests your prayers for him.

Additionally, some members of the local model railroad community have withdrawn their model railroads from the tours, based on their understandable and valid concerns about allowing persons in their homes who may have the COVID-19 virus. Even if the virus is well under control, that does not mean that everyone who attends the convention would be virus-free.

Robert Amsler, Manager of the Meetings and Trade Show Department has advised the Officers and the Board of Directors of this decision and the Officers and Directors fully support cancelling the convention. Neither the Gateway 2020 crew nor the NMRA made this decision in haste or without careful consideration of all involved. The cancellation is in the best interest of the NMRA members, their family members, and the NMRA. It is noteworthy that the NMRA has never cancelled a convention before Gateway 2020 and that includes during World War II.

For those who have registered for the convention, the refund policy will be published as soon as possible at Gateway2020.org. We, the Gateway 2020 Committee, will need some time to make the necessary changes to the website to process the refunds.

Again, all involved regret this decision but we trust that you will understand the necessity and reasoning behind the decision.

**NOTICE RECEIVED AT PRESS TIME
9:14 AM, PDT 04-09-2020**



BRANCH LINE

NMRA'S FIRST REGION



Outside 900-A Dornan Drive, Pt. Richmond, CA



Back On July 3, the editorial staff of the *Branch Line* made a special trip to Point Richmond, CA to visit the Golden State Model Railroad Museum, home of the East Bay Model Engineers Society. Ostensibly, the purpose of the trip was to deliver some twenty cartons of old back issues of *Model Railroader*, *Trains*, and *Railroad Model Craftsman*. But the underlying reason for the trek was to see what GSMRM had to offer.



1800 Square Foot Club Room

The museum layout includes a large HO scale railroad as well as sections of N scale and O scale. In addition to the second floor railroad room, the facility has an 1,800 square foot "club room" that is also used for various visiting modular clubs. EBMES member, Larry Price, had this to say about the facility:

"You could do a story on just the wiring under the HO railroad. Our Chief Electrician has done a masterful job. Our railroad is now DCC only. We ran trains on several large railroads that were short of electrical power and circuit breakers, and we didn't want to repeat that.

Our HO railroad has sixteen 20 amp power supplies, thirty three 8 amp boosters, and over one hundred thirty PSX circuit breakers. We are never short of power.

For potential members, an interested person visits for a few weeks. If they show the desire to join, they are offered a Trial Membership Application. The application is never handed to someone on their first visit. The Trial Membership period is normally six months.



Visiting S Gauge Modular Club

See "Museum" page 9

Category	Personnel	Phone Numbers	Emails
Officers, BOD	President, Chris Palermo Vice-President, Frank Markovich, MMR Treasurer, Bob Osborn Secretary, Chip Meriam Director - Daylight, (vacant) Director - Coast, Lisa Gorrell Director - Sierra, Tom Van Horn Director - RED, Steve Skold	650-208-3150 408-505-2727 925-420-6880 530-899-2609 925-228-4429 209-626-0352 707-539-1782	PCRPREZ@nmra.org frank@frankmarkovich.com brakemanbob@yahoo.com chipmeriam@comcast.net snrylisa@gmail.com tomvca@aol.com sandcskold@att.net
Administration	Manager, Chris Palermo Budget and Finance Committee [President, Vice-President and Treasurer] By-laws and Manual Committee, Steve Skold Nomination Committee Chair, Dave Connery, MMR Ballot Committee, Jim Provenza Honors Committee, Ray deBlieck Storekeeper, Ted Moes Audit Committee, John Houlihan Historian, Dave Connery, MMR	650-208-3150 707-539-1782 925-735-0134 415-472-6715 510-521-9778 510-749-7099 559-435-0874 925-735-0134	PCRPREZ@nmra.org sandcskold@att.net dgconnery@sbcglobal.net rrjim@aol.com RaydBCS@aol.com ted@tjmoes.com oscalejohngmail@gmail.com dgconnery@sbcglobal.net
Membership	Manager, Doug Wagner Member Services, Bob Ferguson Member Aid, Rod Smith Education (vacant) Special Interests, Seth Neumann	661-589-0391 925-228-6833 510-657-3362 650-965-4687	CarlDW@aol.com BobPCRCD@aol.com Railgeezzer@aol.com sneumann@pacbell.net
Pubs.	Manager, Gus Campagna Editor, Chip Meriam Webmaster, Dave Grenier Chief Marketing Officer, Pete Birdsong	707-664-8466 530-899-2609 408-431-8989 859-552-5467	campgus@earthlink.net chipmeriam@comcast.net pcrWebmaster@pcrnmra.org rrpetteb@gmail.com
Conv.	Manager, Tom Crawford 2021 Fresno, John Houlihan	510-790-0371 559-435-0874	tom@thecrawfordfamily.net john@irishtracklayer.com
Contest	Manager, Pat La Torres Daylight Division, Chuck Harmon, MMR Coast Division, Jim Eckman Sierra Division, Gary Ray RED, Giuseppe Aymar	650-793-7402 559-299-4385 650-996-6728 530-990-1276 707-291-0701	duhnerd@pacbell.net harmonsta@yahoo.com jim_eckman@roninengineer.com Gerber1926@gmail.com Giuseaymar@aol.com
AP	Manager, Jack Burgess, MMR Daylight Division, Dave Grenier Coast Division, Earl Girbovan Sierra Division, Dave Bayless RED, Giuseppe Aymar, MMR	510-797-9557 408-431-8989 650-248-9255 530-613-5784 707-291-0701	jack@yosemitevalleyrr.com grenida@pacbell.net egirbovan@netzero.com davebayl@pacbell.net Giuseaymar@aol.com
Daylight	Superintendent, (vacant) Clerk / Paymaster, John Houlihan Editor, Chuck Harmon Contest, Chuck Harmon Achievement, Dave Grenier Membership, Doug Wagner Member Aid, Bob Pethoud Webmaster, Dave Grenier	559-435-0874 559-299-4385 559-299-4385 408-431-8989 661-589-0391 559-438-7705 408-431-8989	john@irishtracklayer.com harmonsta@yahoo.com harmonsta@yahoo.com grenida@pacbell.net CarlDW@aol.com pethoud@comcast.net grenida@pacbell.net
Coast	Superintendent, Phil Edholm Clerk, Brian Booth Paymaster, Bob Ferguson Editor, Pete Birdsong Contest, Jim Eckman Achievement, Earl Girbovan Membership, Ronnie LaTorres Member Aid, Rod Smith Webmaster, Pete Birdsong, MMR	408-632-5618 925-324-2181 925-228-6833 859-552-5467 650-996-6728 650-248-9255 510-317-7456 510-657-3362 859-552-5467	pedholm@pkeconsulting.com carcrazy832@yahoo.com BobPCRCD@aol.com rrpetteb@gmail.com jim_eckman@roninengineer.com egirbovan@netzero.com veronicashadlow@yahoo.com Railgeezzer@aol.com rrpetteb@gmail.com
Sierra	Superintendent, Chip Meriam Clerk, Dave Fryman Paymaster, Al Rowe Editor, Chip Meriam Contest, Gary Ray Achievement, Dave Bayless Membership, Jim Collins Webmaster, Gus Campagna	530-899-2609 925-360-1377 916-961-9911 530-899-2609 530-873-0626 530-613-5784 209-566-0935 707-664-8466	chipmeriam@comcast.net fryperson@hotmail.com hofunar@aol.com chipmeriam@comcast.net gerber1926@gmail.com davebayl@pacbell.net jimcol@charter.net campgus@earthlink.net
RED	Superintendent, Scott Lockhart Clerk / Paymaster, Dave Grundman Editor, Scott Lockhart Program, Al Merkrebs Contest, Giuseppe Aymar, MMR Achievement, Giuseppe Aymar, MMR Membership, Gus Campagna Webmaster, Gus Campagna	707-775-9889 707-584-1964 707-775-9889 707-539-8020 707-291-0701 707-291-0701 707-664-8466 707-664-8466	scottnl1947@gmail.com dave_pat_1999@yahoo.com scottnl1947@gmail.com alm@sonic.net Giuseaymar@aol.com Giuseaymar@aol.com campgus@earthlink.net campgus@earthlink.net

The Branch Line
The Official Publication of the
Pacific Coast Region/ National
Model Railroad Association

Vol. 77, No. 2 2nd Qtr, 2020

The Branch Line is published quarterly to inform members of Region activities and to provide educational articles for the advancement of railroad history and the art and science of model railroading. It is distributed to members of the Pacific Coast Region. Electronic versions are posted on the website, www.pcrnmra.org.

Copyright 2020, Pacific Coast Region, National Model Railroad Association. Permission to reprint granted to all affiliates of the NMRA. Others may request permission to reprint from the Editor:

Chip Meriam
 2260 Cherry Glenn Court
 Chico, CA 95926
 Phone (530) 899-2609
 e-mail: chipmeriam@comcast.net

All comments about materials contained in the BRANCH LINE should be mailed directly to the PCR Publications Manager, 1915 William Drive, Penngrove, CA94951.

Inquiries regarding membership application, renewal, or change of address should be directed to the NMRA, P.O. Box 1328 Soddy Daisy, TN 37384-1328.

Branch Line
Deadlines for 2020

JUL-AUG-SEP 2020 issue

Articles due by
June 10, 2020

OCT-NOV-DEC 2020 issue

Articles due by
September 10, 2019

JAN-FEB-MAR 2021 issue

Articles due by
December 10, 2020

APR-MAY-JUN 2021 issue

Articles due by
March 10, 2021

Please direct questions to the
 PCR Publications Manager,
 Gus Campagna at
campgus@earthlink.net
 Or phone (707) 664-8466

Contents

Reports

From the President.....5
 From the Vice President.....6
 From the Editor.....6
 Membership Missives8
 Contest Report.....15
 Achievement Report.....16
 SIG Report.....18
 Daylight Report.....28
 Coast Report.....29
 RED Report.....30
 Sierra Report.....31

Feature Stories

Golden State Model Railroad Nuseum.....2
 The Answers Are Out There.....20
 Tales Of The Santa Cruz Northern.....22
 Looking Back.....24
 Help Is On The Way!!.....26

Regular Goodies

Call Board.....3
 Statement of Publication.....4
 Membership Tracker.....4
 Membership Gauge.....9
 Welcome New Members.....12
 NMRA Membership Renewal Form.....19
 Time Table.....32
 In Memoriam.....34
 Club Information.....36
 Web Announcement.....40

PCR Membership Tracker

<u>Division</u>	<u># Members</u>
Coast	390
Sierra	260
Redwood Empire	125
Daylight	104
Total PCR Members	879



By Chris Palermo

We Begin 2020 under extraordinary circumstances, having just canceled PCR's 2020 convention, what I believe is the first total cancellation under public crisis conditions in our 75-year history. I am truly grateful for the dozens of volunteers who devoted countless hours to preparing for what would have been a great convention. If you see or talk to any of these volunteers—they're all listed in the convention website's Committee page—please extend a warm and sincere THANK YOU. We investigated postponement to autumn 2020, but the Board of Directors ultimately deemed this untenable, so PCR's next convention will be in Fresno in April 2021. I urge everyone to support that convention by promptly registering to attend when registration opens, contributing a clinic, opening your layout if you live nearby, or working on the convention committee.

If that location is too distant, consider joining the excellent planning committee or volunteer group for Rails by the Bay 2021, NMRA's National Convention in July 2021 in Santa Clara. Several key committee spots are not yet filled, and this is a great chance to make a difference at the national level, with your hours counting toward an AP certificate. To express interest on that, please contact me.

Traditionally we present annual awards to division and region leaders at our annual convention. The convention may be scrubbed, but the awards won't be. We'll have announcements of award winners shortly and arrange delivery of awards on a remote basis.

How do we approach model railroading in a time of voluntary isolation or quarantine? PCR is actively investigating several options including webinars, virtual model contests based on images or videos submitted by the modeler, and other distance options. In the meantime, keep building models or operating your layout if you have one. Stay in touch with us via PCR's social media channels and discussion group, or by email or phone with your friends in PCR. Read modeling magazines. Contribute to **Branch Line**. Help us complete group projects like revision of the Convention Manual (committee members have received an outreach). Contact your division leaders to see how to help. Write me an e-mail. Do anything to stay in the community.

One bit of difficult news this quarter is that NMRA is raising the price of the NMRA Magazine associated with your membership by about 5%, after having no price increases for many years. At its March meeting in Atlanta, the Board of Directors reviewed the magazine's financial situation and regrettably determined that this cost increase is needed to cover rising hard costs associated with publication. Region presidents, including me, are continuing to advocate for an electronic publication option that could reduce costs. We are bending the ear of NMRA's Regional Advisory Council (RAC) director to get attention on this, and other issues.

Best wishes for great modeling and operating this spring, and if I can assist you with any aspect of NMRA, please contact me. The best way is e-mail: cjpalermo1964@gmail.com.



From The Vice President



By Frank Markovich, MMR

It is hard to believe that it is already March 2020. The PCR convention was just a little over a month away and it looked to be an excellent convention. As I reported last time the venue was excellent and the prices for rooms were very reasonable. I just looked at the clinics that were to have been presented and they looked very exciting. Mike Blumensaadt and I were going to do a clinic on the layout we built for the Magic of Model Railroading. This is a demonstration layout. In our clinic, we planned to cover how you can build a layout yourself using the techniques we would talk about and in some cases demonstrate. The Sacramento Train Museum was to have the Magic of Scale Model Railroading exhibit open sometime in April. Obviously it has been delayed. I have seen many of the displays and I am sure you will be impressed with all of them. Hopefully you will see them sooner rather than later!

The March Coast meet had a total of a little over 85 in attendance. New Superintendent, Phil Edholm, is up and running. He led a discussion on clinics going forward. Lots of excellent ideas. Big ideas were regularly repeated beginner clinics and hands on clinics. Both could be part of the mini-clinic format as was planned at the PCR convention in Concord.

Mike Blumensaadt and I gave a mini talk on the Magic of Model Railroading layout we built. Seth joined in on the CTC system he is building. Due to family commitments I will miss the June event.

One issue that the PCR Board is dealing with is the dwindling pool of volunteers. As most of you know, the Coast Division was without a Superintendent for almost six months. Now the Daylight has a similar situation with both the superintendent and the director. The board will be discussing what actions to take at the next board meeting, which has been postponed indefinitely.

With all that is going on, many of our events have been cancelled. Let's hope we can get back to normal soon!



Our PCR President put it so well:

*"Stay in touch with us via PCR's social media channels and discussion group, or by email or phone with your friends in PCR. Read modeling magazines. Contribute to **Branch Line**. Help us complete group projects like revision of the Convention Manual (committee members have received an outreach). Contact your division leaders to see how to help. Write me an e-mail. Do anything to stay in the community."*

As you might imagine, I particularly like the suggestion about contributing to the **Branch Line**! But the most important point Chris makes comes at the end. *"Do anything to stay in the community."*

Now is when the "A" in NMRA has, perhaps, more meaning than at any other time in our history. And we shouldn't shake a stick at the "MR" either. Model railroading is precisely the type of hobby that can engross us for hours without entangling us with the comings and goings of the outside world. As our PCR Membership Manager put it in an email to me this week:

"Have a good weekend and I'm actually starting scenery on my home layout. Model Railroaders can weather this storm with our hands tied behind our backs!" Doug Wagner Bakersfield, California

Speaking of contributing to the Branch Line, the new Coast Division Superintendent did just that. Be sure to see "Help Is On The Way" by Phil Edholm - page 26.

Maybe somewhat related to staying busy with our hobby, is a column I penned back in October 2016 for the

Continued on page 7

From The Editor



Chip Meriam, Editor

Getting Off The Flat Spot

From time to time, and perhaps more frequently than I care to think, I get stuck. I find myself confronted with so many modeling projects that I can't choose just one and get started. I'm sure you've been there too:

You have been looking forward to finishing the trackside scenery in the cut separating the two sides of town, but before you can proceed there's that loose rail joint that needs to be soldered. But wait, you're out of solder and your Micro-Mark® shipment isn't due to arrive until Monday afternoon. So you turn your attention to adding weight to that last string of boxcars that have been spotted on the RIP track for the past four months. When you reach for the first boxcar to bring it to the workbench you are reminded of, and confronted with, how much dust accumulates in four months. Not wanting to attack the dust right now, you open your notebook to write yourself a reminder to dust the entire layout. On the page adjacent to where you jot down your dust note, you spot a hastily sketched schematic for wiring a bi-polar LED to display red, yellow, or green. That LED circuit is to be part of the searchlight signal that is to be installed trackside in the cut that separates the two sides of town. The same cut that needs the scenery completed before the signal can go in. The same scenery that is being held up because of the loose rail joint. The same rail joint repair that is being held up because the solder hasn't yet arrived. The solder that should be in the same shipment as the NJ International searchlight signal head, mast and relay box. After contemplating all this you just no longer have any ambition for adding weight to boxcars. Besides, it's almost time to go cut up that chicken for tonight's dinner.

As comical as this may seem, it is funny because it is rooted in reality. And the reality is that we tend to squander a lot of our modeling time fussing over such things while accomplishing nothing. So how do we prevent these situations or deal with them if they occur anyway? My best suggestion is to just do it. I've found that, nine times out of ten, just getting started goes a long way toward accomplishment. It's "getting off the flat spot". Once you get the whole train rolling, inertia does much of the work. How do you get off the flat spot? Write in and let me know. With your permission, I'll share your wisdom in these pages.

What we're experiencing today is certainly not comical. In fact, the things we may be fussing over are matters of serious and grave concern. Nonetheless, many of us need to "get off the flat spot" and turn to our chosen hobby as a source of mental (and emotional?) relaxation and as a forum for fellowship - even if the fellowship must be virtual for the time being.

If you're having trouble stepping away from the daily news, the worry, and the anxiety, may I suggest you "just do it." Force yourself, if you must. Get the train(s) rolling and let inertia take over. In an odd sort of way, that inertia may actually become a source of energy for you at a time when you most need it.

Be safe. Be well. Thanks for reading.





Membership Missives

by Doug Wagner, PCR Membership Manager

Well, it figures. I was going to be able to attend my first convention since 2017, and now we are right in the middle of the “Zombie Apocalypse”, and all “NORMAL” events in our lives have been canceled, including the Clear To The Coast 2020 PCR Convention. Well, to be honest, I HAD to be at the 2017 Daylight Express PCR Convention in Bakersfield. I was the “other” co-chair!

I’ve been keeping track of all the model railroad related events being cancelled left and right; from train shows to model railroad club activities. But all is not lost. I never thought that a 35-year fire service career (although I’ve been retired for the last 11 years) would have prepared me for the unprecedented times that we are experiencing now. While an active firefighter, after every medical aid incident, upon returning to the station, we sanitized all equipment that was used on the patient. Guess what I’m doing now --- sanitizing EVERYTHING!

Contrary to what you have heard, or believe, fire fighters were very frugal when it came to preparing meals. While shopping at the stores for meals to feed the station crews, the other shoppers were surprised we were not purchasing steaks and lobster. The majority of them thought that Kern County was footing the bill for our meals! Nope. The station crew used their own money to purchase the food. As part of being frugal, at the beginning of each shift, the crew member assigned to cooking duties for the shift would look through the food cabinet and freezer to see what was left over from the previous shift. We pulled those and designed meals around those items. And guess what I’m doing now? To cut down on trips to the grocery store, yours’s truly is rummaging through the kitchen cabinets and the freezer looking for stuff to throw together for one or several meals. Surprisingly, my wife loves it. But I leave her to perform the cleaning chores while I pull the kitchen duty! Surprisingly, that system works! And Jack Daniels Old #7 or Johnny Walker 12-year old Scotch doesn’t hurt the situation, either! For something different, try dipping some Fig Newtons in Scotch whiskey. True M*A*S*H TV series fans will get that one (hint: Colonel Sherman T. Potter).

The same can be said for model railroaders. Model railroaders can excel in times like these. We were on the forefront of self-quarantining long before that term became the catch phrase it is now. On a “normal” weekend, where would you find a typical model railroader? Working on his model trains! Either putting down some scenery on the layout, installing decoders in those recently purchased locomotives, weathering rolling stock or locomotives, constructing a structure kit, etc. The list of how model railroaders spend their weekends is endless. Since a lot of us have taken the advice of the federal, state and CDC authorities, we have elected to self-quarantine at home. Don’t despair. Work or play with those trains! For those of you that belong to a club with all activities canceled, now is the time to weather or upgrade your rolling stock and locomotives. No excuses!

Even though your favorite model railroad shop may be closed because they are not considered an “essential” business, several model railroad shops are still shipping online orders, albeit with some delay. So, hunker down, and actually get something accomplished on your trains---and be sure to ship any articles or pictures to **Branch Line** Editor, Chip Meriam, so that we can all see what other PCR members are accomplishing during these trying times!

Me? I’ve started installing car card boxes, in preparation for actual operations, and scenery on my N scale home layout, the Porterville-Orosi Branch of the Santa Fe Railroad! WARNING, WARNING, DANGER WILL ROBINSON!!! Look for an upcoming article on that subject in a future issue of the **Branch Line**.

And now, for the actual PCR Membership Manager’s report:

As all of you know by now, all model railroad events have disappeared, until life, as we know it, returns to “normal”. We have all used train shows and club open houses as platforms to introduce folks to model railroading and the NMRA. Well, we don’t have to let a “little” pandemic keep us from introducing folks to the wonderful hobby of model railroading! Reinforce the benefits of model railroading - like being able to coop-up at home, but still be able to have fun. The perfect environment for a true model railroader!

There a lot of you folks out there that are more of a “people person” than yours truly, so please take this time to tell folks about all the fun they are missing. I’m doing my part. Oh sure, I can send out all the reports, but it comes down to person-to-person contact to invite folks to the joys of model railroading. I’ll do my part—please do yours!

That’s it for now. That’s my opinion. I welcome yours!

Until next time, May All Your Signals Be Green As It’s Time To Highball!



“Museum” from page 2

No dues or any other fees are collected during this period. If voted in, a Senior Member pays \$20 per month dues \$240/year). A key is \$10 (plus a \$20 deposit). We have no new member fees, no assessments, no initiation fees.

Once a week we have a janitorial service come in to clean the restrooms, mop the kitchen floor, vacuum the 1,800 sq ft club room, clean the glass between the public and the railroads, and sweep the 1,750 sq ft public walkway. This gives us more time to be model railroaders, the very reason why we are there in the first place.

Since we (the East Bay Model Engineers Society, established in April of 1933) is a social organization, we recently lowered the price of coffee and doughnuts available at our monthly meetings down to free. Actually the coffee is available 24/7, but the doughnuts rarely last 24 hours and never 7 days! Our soda and bottled water machine had its price reduced from \$1 down to 50¢. That’s also proven to be very popular. It’s outside so our visitors have voiced their appreciation that we are not charging as much as possible as most people expect.

During our visit, the club room was occupied by a twenty foot wide easel where member, Pete Aylward, was completing the last twenty feet of the Sierra Range backdrop.

PCR Membership Gauge

March 31, 2019—	931
April 30, 2019—	931
May 31, 2019—	939
June 30, 2019—	940
July 31, 2019—	942
August 31, 2019—	934
September 30, 2019—	934
October 31, 2019—	935
November 30, 2019—	921
December 31, 2019—	921
January 31, 2020—	918
February 29, 2020—	899
March 31, 2020—	879



Artist And Member Pete Aylward At Work On The Backdrop



The Last Panel Pete Is Painting Will

Join These In The Railroad Room



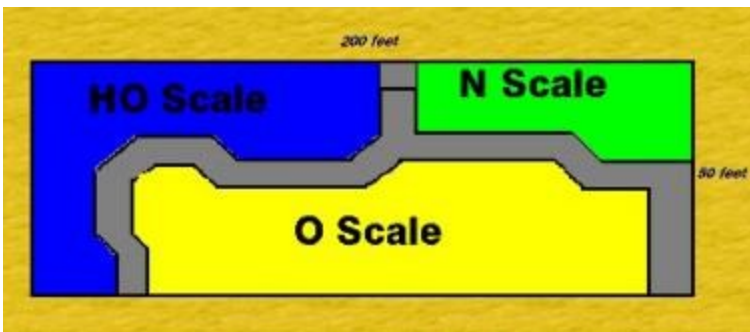
Continued on page 10



We also met Phil Gale, a fellow with a gray beard, glasses, and longer curly hair pouring out of a Sacramento Northern hat. He posed a trolley car under the catenary and I was able to get a good photo. He spent quite a bit more time with us and another group of visitors. Unfortunately we did not get a photo of Phil.

Normally, the CSMRM opens to the public beginning the first weekend of April. This year, however, the opening has been delayed until May 3. Here's hoping it need not be postponed further.

The following photos are excerpted, with permission, from the GSMRM website. <http://www.gsmrm.org/>



Overview Of The Railroad Room
N Scale In The Foreground, HO Scale In The Rear, O Scale To The Left

N Scale Photos



BNSF Freight Passes Elvas Wye



SP Daylight At Donner Pass

Continued on page 11

N Scale Photos, ctd.



UP Big Boy At Truckee



Two Freights Meet On Tehachapi Loop

HO Scale Photos



ATSF 3601 Crosses Alameda
Creek on Dresser Bridge -
Niles Canyon

Continued on page 12

HO Scale Photos, ctd.



SP 10 Along Yolo Causeway



SP Freight At San Pablo Bay




Santa Fe Ferry "San Pedro" Prepares To Depart Oakland Pier

Continued on page 13

O Scale Photos



California Zephyr Departs
Passenger Station




Barstow Trolley Depot

Continued on page 14

O Scale Photos, ctd.



Three Foot Gauge
Eureka Yard



SP 4-10-2 #5021
With Refer Train





As noted elsewhere, Clear to the Coast, the PCR's 2020 annual convention, has been cancelled. This was a result of a management decision by the Crowne Plaza Hotel parent company in response to the COVID-19 restrictions. It appears the next PCR convention will take place sometime in 2021. The time and venue will be determined by the PCR Board of Directors.

As in years past, we will feature a full complement of contests for all our members – even those that may not be able to attend in person. The three big groupings are Models, Arts and Crafts and Photography, with a number of subcategories in each group. Going beyond this, all of the model categories have sub-groups for Youth (up through twelve years old) and Teen (thirteen through 17 years old), including the Module (portable layout) Contest. Also, every subcategory in the basic model contest has a Novice category, which is open to any modeler who has not (a) Received more than 87 points in the category being entered, (b) Received more than 100 points in any NMRA model contest, or (c) Earned a “Best of Show” in any NMRA contest. For a full list of categories available, please go to the PCR's contest guidelines (http://www.pcrnmra.org/pcr/contest/Contest_Directory_Complete.pdf) for all of the information. One doesn't have to build a fresh model just for this convention. If you have what you feel is a really good model sitting on your layout or a display shelf at home, maybe this is the time to share it with everyone else. As for the fear of the terrible “PAPERWORK” that needs to be filled in, we will have folks in the contest room to help you handle that and give you pointers that you can use going forward. For the Arts and Crafts categories, we encourage anyone interested to enter. This is not just a “Ladies Only” contest. In fact, a number of our male members have taken home awards in these categories and one of our male members actually took home “Best of

Contest Report

by Pat La Torres, Manager, PCR Contest Department

Show” at a NMRA National Convention. There are nine subcategories under Arts and Crafts, and we would love to have entries in every one. Again, all of the entry information is at the web site noted above.

The photography contest is always a great chance to express your love of trains and all things railroading. As before, the web link listed above will give the basic information regarding the photo categories, with those being included as: Model Black & White, Model Color, Trains in Action, Track and Structures, Working on the Railroad, General Railroad Subjects, and Prototype Black & White.

In the Module (portable layout) Contest, we have an opportunity for folks to show off their modular units or any small portable layout that they may have built. We will make every effort to provide space for anyone wanting to enter, though we ask that everyone be considerate of the fact that we will be sharing space in the contest room with other activities.

We will also need judges to cover five judging categories in groups of two or three and we would like to have one or two alternates, for when a judge might have a model entered that needs to be judged. It doesn't matter if you've never judged before, we will have a number of experienced judges to head each judging group, who will provide guidance and insight on how to judge the models. It is always educational to judge, because one has the opportunity to learn new techniques by seeing what others have done and to learn more about what the judges look for when judging your models. We will also need at least three judges for both Arts & Crafts and Photography.

In addition to the judged contests, there is the opportunity to present your items for non-judged display or Show and Tell as well. And there is the popular vote for any items issued in Models, Arts & Crafts and Photography. As a bonus, we will be including the “Square Foot Challenge” contest, the rules for which are VERY difficult (just kidding): The contest is for a diorama that is 12' X 12" and includes a piece of rail. Beyond that, it's wide open – scale and subject are free.





Achievement Program - Master Model Railroader Qualifications

By Jack Burgess, MMR, Manager, PCR Achievement Department

Continuing our discussion on various AP certificates, this month we'll review the requirements for **Author**. Like the other certificates, the full requirements for this category are available on the Internet at the NMRA site, <http://www.nmra.com/author>.

Points are awarded for this category for published articles or drawings, live clinics, instructional video tapes and multi-media, and electronic publications. In all cases, the subject **must** be model railroading (i.e., articles or clinics on a railroad prototype do not count toward the total score unless it includes significant information on how to model the particular prototype). To earn a certificate for Author, you need to accumulate a total of 42 points.

Published Articles

The number of points awarded for your efforts is dependent on the type of publication and the type of article or drawing. Points are earned per each full page as shown in this table:

Item	National Publication	NMRA National	NMRA Region	NMRA Division & SIGs
Article or Column	3	3	2	1
Photos or Art Work	3	3	2	1
Scale Drawing - Prototype	6	6	4	2
Scale Drawing - Track Plan	3	3	2	1

Keep in mind the following guidelines:

- A "page" is approximately 1200 words. If you are using MS Word to write the article, Review/Word Count can tell you the word count. Credit may be claimed for partial pages down to quarter pages.
- NMRA Publications (including SIG publications) with a circulation of more than 2000 may be considered National Publications; those with a circulation of more than 1000 are be considered Region Publications.
- Material published in 100% NMRA Club publications earns half the number of points as a NMRA Division publication.
- No more than half of the total required points (21) may be claimed for Division or 100% NMRA Club publications.

In the case of articles for one of the commercial publications, you do not need to wait for actual publication. A copy of the submitted article and a copy of the acceptance receipt are sufficient. However, you might find that the final article is actually longer than anticipated once you see the article in print which might impact your points. Articles submitted to the online Model Railroad Hobbyist magazine are the same for other national publications.

Live Clinics

Note that you can also receive credit for presenting live clinics at National or Regional conventions, Division meetings, etc. In order to be eligible for credit, the clinic must be prepared and presented by the member applying for the certificate, it must be at least 30 minutes in length, and it must include a handout (a copy of the handout must be included with the certificate application.) The number of points awarded for your efforts is:

	National	Region	Division
Given at NMRA Sponsored Events	6	4	2
Given at NON-NMRA Sponsored Events	3	2	1

A live clinic can only be claimed for Model Railroad Author points once, even if it presented more than once. Additional presentations of a clinic earn credit towards Association Volunteer.

Continued on page 17

Instructional Video Tapes and Multi-Media

These are presentations that are specifically created by the member applying for the certificate using video tape or other multi-media. This production process will generally involve such things as preparing a shooting script or story board and creating close-up shots to illustrate the material. Simply having a live clinic videotaped does not receive any credit. If the presentation is not interactive (for example, a video tape), then it earns credit at the rate of 1/2 point per minute of the presentation. If the presentation is interactive (requiring input from the viewer as it goes), then it earns credit as an "Electronic Publication", described below. To earn credit for an Instructional Video Tape or Multi-Media Presentation, it must be submitted directly to the AP Department General Manager for evaluation. Include his/her analysis and determination of credits with the Author certificate application.

Electronic Publications

You can also get credit for publishing material on the Web. This material earns credit at the same rate as Published Articles in Region publications. All photos, drawings, etc. are treated as 1/3 of a page.

Note that material that is published in more than one place or way (for example, both in a magazine and electronically, or in multiple electronic formats) can only earn credit once.

Also, the address (URL) of the material must be included with the certificate application. If the material is published on a non-publicly accessible forum (e.g. a private BBS), it is not eligible for credit. No more than half of the total required points (21) may be claimed for Electronic Publications.

There are some other conditions for the use of electronic publications which are on the NMRA website (<https://www.nmra.org/author>)

Of all of the AP categories, Author might be the easiest to document. Simply attach photocopies of the particular articles to your Statement of Qualifications along with a summary of your points for each item. Send the completed SOQ to your Divisional AP representative, **along with a photocopy of your NMRA membership card** and you are on your way toward another certificate!

I am pleased to announce the following Certificate of Achievement award since the last issue of the Branchline:

Frank Markovich - Association Official

Note that Frank became a MMR in 2013! But he is still involved in the AP program!

Congratulations Frank!

If you are interested in the AP Program or Golden Spike Program, contact me for more details. My phone number, address, and e-mail address are listed in the Call Board.



Improve your modeling with a few sheets of paper.

That's exactly what happens when you participate in the National Model Railroad Association's Achievement Program. One Merit Award here, another there, and pretty soon you're on your way to becoming a Master Model Railroader. All the while learning and having a ton of fun.

The Achievement Program is modelers helping modelers become better modelers and get the most out of their hobby. And it's yet another benefit of NMRA membership.

Visit www.nmra.org. Then improve your skills. And your hobby.

We make it even more fun.
www.nmra.org
4 2 3 - 8 9 2 - 2 8 4 6

Pacific Coast Region SIG Report

by Seth Neumann



Pacific Coast Region SIG Report for First Quarter 2020

We held the 2020 SIG Meet at the California State Railroad Museum in Sacramento on January 24-26. The festivities started with a back-shop tour of SP Shops, arranged by David Parks. The docents showed us many cars and locomotives undergoing both routine maintenance and restoration. They also showed us the highlights of planned (and funded!) building restoration. It was a great tour and certainly an incentive to get up to Sacramento early, not mention beating the winter weekend traffic!

We had just enough time to check in to our hotel before heading over to the welcome dinner at the Old Spaghetti Factory. Dinner was good and friendships were made or restarted over pasta and drinks. After dinner, we had a several layouts open for tours (total of 12 layouts open Friday and Saturday).

The clinic and panel program were held at the CSRSM auditorium on Saturday. 70 people attended. We had five clinicians and a panel:

Robert Hoffman	"The Next layout" describing a layout based on the ATSF from Richmond to Stockton
Ron King	The Sandy River and Rangely Lakes - prototype inspiration to layout design, describing his ON2 SRRL layout
Phil Gulley	How I designed my Summit County Railroad
Tony Thompson	Understanding Waybills
Al Daumann	Maximizing Small Layout Operations (Squeezing 10 Lbs Of Ops Into A 5 Lb Layout)
Bruce Morden/John Abatecola	A panel on the history of the Bay Area SIG Meet, live streamed on live streamed on TSG MultiMedia

Byron Henderson led a consultation group and 12 attendees had consultation/design reviews Saturday evening, we had more layouts open for visits.

Sunday featured operations on 7 local layouts with 38 operators and a great time was had by all!

Thanks to all the hosts, clinicians, consultants and organizers. In 2021 we should be back in the South Bay.

The Layout Design and Operations SIGS are planning full programs at the NMRA National Convention Gateway 2020 July 12-18 in St. Louis, Missouri.

Seth



The Answers Are Out There

By Robert Pethoud

Cascade Nail and Tack, Part 1



Though I've worked almost exclusively in HO scale for nearly 50 years, models in other scales often impress me. The Jan/Feb issue of *O Scale Trains* featured an article, "Out Behind the Old Mill," in which the author, Robert Ring, scratch built a large 1/4-inch scale background structure from hardboard, balsa sheet stock, and scrap wood molding. The realism and appeal of his model inspired me to adapt Mr. Ring's techniques to construct a small HO scale foreground structure from MDF, basswood sheet stock, and cove molding. To test the feasibility of the modified techniques, I built just the façade for my building.

Previously in these pages I described how I built a small barn from basswood strips which I cut for myself from 1/32" sheets. The success of that experiment encouraged me to try this more challenging project. This time around I used a new tool (to me) to streamline the cutting: the wood strip cutter from Micro-Mark (item #14568). I've also started using Pan Pastels and thought that

this could be a good place to try those out on coloring a wooden structure. In this and the next column I'll explain what I did to create the façade for my Cascade Nail and Tack Company, Incorporated.

The building's footprint is most of a 6"x11" rectangle with a triangular piece of the northwest corner removed. The 6" wall is the front, so the structure is deeper than it is wide. It is to be three stories tall, with wood siding and a concrete foundation. I cut pieces of 1/8" thick MDF (medium density fibreboard) for all five walls and fastened them together with duct tape to test fit the model on the layout. Once I was happy with the overall shape and size, I took the walls apart and focused on the one that was to become the front—south wall—of Cascade Nail and Tack.

From my stash of window and door castings (Tichy, Grandt Line, Campbell, etc.) I selected some promising candidates and set about creating a pleasing arrangement. I decided to put two warehouse doors for loading trucks on the south wall and the customer entrance around the corner on the west wall. After measuring for accurate placement, I held each casting in place while I traced around it with a pencil to mark its location on the wall. Then I cut out openings for the doors and used a black permanent marker to color the wall behind the windows. To complete wall preparations, I drew vertical lines 16 scale inches

apart to mark stud locations and drew some horizontal lines to help align the boards I was going to prepare next.

The Midwest Products basswood sheets I purchased from my local hobby shop measure 3" x 24" x 1/32", with the grain parallel to the longest side. I cut across the grain to obtain smaller sheets all 3 **actual inches** wide and lengths of 8, 12, or 16 **scale feet**. I chose these lengths so that the boards would end at studs. I adjusted the strip wood cutter to make actual 3/32" wide (8 scale inches) boards and proceeded to cut all the boards with the grain from those smaller sheets. The Micro-Mark wood strip cutter easily made the boards mostly the



same width, but there was some variation. I had to set aside about 5% of them as noticeably too wide or too narrow.

The next step was to stain the boards to give a weathered appearance, since this is intended to show through a peeling, fading coat of paint. I used my usual weathering stain, 1 teaspoon of india ink in a pint of 91% isopropyl rubbing alcohol. All of the boards were dunked in the stain and then set out on a newspaper to dry. When dry, two-thirds of the boards, chosen at random, were dunked again. After those were dry, half of them were dunked a third time. The end result was a pile of boards in a nice variety of shades, ready to be attached to the wall.

Continued on page 21

Gluing the basswood boards to the MDF wall is straightforward, if a bit tedious. I plan about three rows of boards at a time, aligning the boards with the vertical stud lines and cutting the boards as needed to fit against any window or door frames. Make sure to vary the board lengths so that no vertically adjacent boards end at the same stud. When ready to glue, I use a coffee stirring stick to apply yellow carpenter's glue to the MDF and then put the boards in place with tweezers. Double check that the windows and doors fit into the spaces you've left for them.

Painting the windows and doors was done with spray cans. I planned to paint my building green with brown trim, but I wanted the windows to have white muntins, so I purchased cans of Rust-Oleum Shell White and Gloss Chestnut from my local hardware store. Painting began with all castings getting a coat of Shell White (basically an ivory hue) as a primer. When thoroughly dry, I carefully measured the windows and cut a small rectangular mask of blue masking tape for the muntin area of each. I stuck a length of tape onto a piece of glass and used an X-acto knife to precisely cut each rectangular mask. After the masks were placed, I sprayed a coat of the Gloss Chestnut on all of the castings.



This photo shows the progress on the project when I was in the middle of gluing on the boards. Next time I'll describe the construction of the cornice, trim, and foundation, then move on to coloring with Pan Pastels. Until then, you can reach me with comments or questions at pe-thoud@comcast.net



Welcome Aboard !
PCR's Newest Members

Member	City, Sate Coast	Date Joined
Fred Sauer	Redwood City CA	12/18/2019
John Abatecola	San Jose CA	1/18/2020
James Brassill	Boulder Creek CA	1/23/2020
Robert Rosenbauer	Montara CA	3/4/2020
Eva Grubbs	San Pablo CA	3/27/2020
Sierra		
Harlan Tillman	Tracy CA	12/23/2019
Paul Paoli	Woodland CA	1/11/2020
John Dyson	Newman CA	1/30/2020
Steve Redeker	Elk Grove CA	1/30/2020
Veda Federighi	Rocklin CA	2/12/2020
Brandon Salas	Lathrop CA	2/15/2020
Redwood Empire		
Thomas Kibbe	Sonoma CA	12/10/2019

Tales of the Santa Cruz Northern

By: Jim Providenza

I've Been Workin' on the Railroad(s)

I'm going to crib mercilessly for a moment from one of Mike McLaughlin's stories. No, you probably never met Mike. He was a good friend and one of those great folks who worked on the railroad because he truly loved it... and he was willing to share his knowledge and experiences... and his stories.

Mike boomed across the country, working for, and later consulting for, railroads from the lower left to the upper right corners of the country. He was at various times on various railroads a gandydancer, a signal maintainer, and a track supervisor. He later worked as a traffic manager for large food and beverage companies. Rereading some of Mike's correspondence over the years got me to thinking.

Yeah, I've been workin' of the railroad(s)...

Serpentine Canyon on the WP in the Feather River Canyon. The SP around Mt. Shasta and down on Tehachapi and on the NWP, The Pennsy in Philly, The Kentucky Hollers in L&N coal country, and a bit of the Lehigh and New England. Most recently, the Central Vermont in Connecticut and southern Mass.



Like Mike, though in miniature, I've been a gandy, worked on signals, pulled probably several real miles of wire and laid maybe a real mile of track. On cork, on Homasote, on plywood (complaining loudly); Masonite (even more loudly), milled roadbed, clear pine. Lots of flex, lots of hand laid, a little sectional – and even some sectional on fiber ties...

I've learned to use everything from mounds of newspaper to screen (nasty stuff, but sometimes needed) to paper towels to foam board to build up scenery. I've covered them with plaster, plaster cloth, vermiculite, wallboard mud, even stucco.

I've built structures out of wood, styrene, aluminum, Masonite, foam core board, cast resin and cast plaster. Rolling stock out of brass, wood, styrene, resin... and painted and weathered all with acrylics, enamels, oil pastels, water colors, powdered pigments – using brushes, an airbrush, even my fingers.

Much of this was learned along the way from owners of the railroads I worked on; and was in turn taught to others as we worked together.

Skipping back up a couple of paragraphs, I never would have thought before I met Michael Stimac that I would come to know 30th Street on the Philadelphia Terminal Division. Awesome O scale! Slobbering Pennsy Freaks! How neat is that? Steve Cavanaugh and I met one afternoon at Keddie Wye – I added extensively to my love and knowledge of the WP while working at various times over 20 years on his two versions of the Canyon. What did I know about coal in the Appalachians? Nothing. But getting involved in Gary Seigal's EK Division lead to learning about coal tipples, loaders and processing plants, to building some fascinating structures, and a long term fascination with coal roads such as the Clinchfield and the Interstate.

Tales of the SCN



“Wanderin” feet led me most recently to Horton Cove to watch the Central Vermont's First Montville Job heading south back to East New London at the end of its day.'

A true group effort, basic construction by Ron Buckwalter, trestle by Ray Lorber and scenery, backdrop photo and layout photography by the author.

Yeah, I'm a cement head. So a chance to do even a little modeling for the Frank Hlavaty's Lehigh and New England was doubly enjoyable – and in turn lead to more research on the Cement District in Pennsylvania. With apologies to Tony Thompson, I would posit that the SP in California is like the Pennsy everywhere else in the country. If you are modeling a railroad in the Golden State you are perforce also modeling the Espee. So even the Santa Cruz Northern has Southern Pacific seeming always underfoot. But if that is not enough, I've worked on both Scott Kew's and Otis McGee's versions of the Southern Pacific's Shasta Division. And I've put in time with others helping out with maintenance and upgrades at the La Mesa Club's famed Tehachapi railroad, and enjoyed learning about and working on Ed Merrin's NWP.


Most recently, of course, myself and a number of other PCR members have been working together for several years building the southern half of the Southern Division of the Central Vermont Railway. Other than Paul Weiss, I don't think any of us knew anything about the CV other than it was in New England and was owned by the Canadian National. Wow, the research we've done and the stuff we have learned! The people we have met!! The skills we are honing or learning and trying for the first time.

Mike said at one time that, looking back on 40 years of railroading, he might not have done things the way others would have, but he would not change a bit of what he did do. For myself, looking back on 40 years in the hobby, it has been an incredible journey so far. And so much of it has been because of all the railroads I had the joy to be workin' on. I wonder where my wanderin' feet will take me next?

And how about you?



IMPORTANT !!!!



Have you changed your address or other membership information?

Notify Headquarters

Email: nmrahq@nmra.org

Phone: 423-892-2846 (8am—4pm ET)

Looking Back

by Dave Connery, MMR, PCR Historian
Voices – An Interview with Gus Campagna

Gus grew up with a railroad in his back yard – the Northwestern Pacific line between Sausalito and Alto. As a baby he hated the shrill whistle sound of the locomotive blowing for the near-by Corte Madera grade crossing - so his mother would pick him up and hold him as the train passed. She would also read children's Golden Books to him that featured railroads. At night, Gus would dream about trains jumping the tracks and chasing after him, tipping over on top of him, and he would wake up screaming. This created a fear of trains in Gus.

One day, when he was a very young boy, he was in the neighborhood when he heard a train coming. He feared it would derail and come after him so he started running but fell. A neighbor lady picked him up and told him, "No, it won't get you." She held him and had him wave to the locomotive as it passed. The engineer waved back and that was the end of his fears and the beginning of a love for trains.

Gus' interest in model trains also started at a very early age. A friend down the street had a large board in his basement and he and Gus would set up their HO trains and run them, then take it down when they had finished playing. Gus' father had O-scale trains on a board that came down from the wall, but they knew they should not play with those when his father was not around. Gus would be very careful when he lowered the board to look at the trains and put it back up afterward, but his father always knew someone had been fooling with his Lionel trains. His dad had grown up in the house next door and, as a boy, commuted on the train from Corte Madera to Tamalpais High School.

Gus got interested in model trains, as opposed to toy trains, when his younger brother gave his older brother's boys a set of Aurora cars. Gus added trains to the mix. But when the brother divorced, Gus got the trains back. Gus was living in Sonoma at the time, where he visited a hobby shop in town then and started reading *Model Railroader*. All he had room for was a switching layout, which only had a mainline and some sidings – but he wanted a much larger layout. It was during this time-period Gus attended several PCR conventions – the first was at Grass Valley in 1986 (held at the fairgrounds where Gus slept in his truck). The following year the Convention was in Concord - sponsored by the Walnut Creek Club - where Gus helped with the Company Store.

Gus helped on the 1988 Convention "Rails to the Redwoods" in Santa Rosa and it was during this time Harold Mentzer invited him to become a member of the Sonoma County Highballers where he met Don Cabrall and Steve Skold. The Highballers were primarily the group putting on the convention. Gus has been an active member of this round-robin group ever since. The group continues going strong, meeting every week and now has 20 "members" on the roster although not all are very active.

Gus again helped on the "Ninety on the High Iron" Oakland convention in 1990, where he served as Company Store Manager. With a background of computer classes at Santa Rosa Junior College, Gus created the first Convention web site (for River City Express) which added the convenience of paying by Pay Pal. Eventually Dave Grenier took over those responsibilities, made many improvements and has been doing a bang-up job, being much more computer savvy. Gus has continued editing the printed program for a number of conventions. He was again active on the committee as Registrar and Secretary of the 1992 convention in Santa Rosa, and he served as Chairman for the 1999 Convention held in both Willits and Ukiah – with a special day at the Roots of Motive Power and BBQ at the Community Center. Including the BBQ (banquet) in the cost of the convention was an innovation instead of as an extra cost add-on – which has been followed ever since, and provides a guarantee of good attendance at the function.

Gus had a layout in a 55' X 40' space in the upstairs of "the barn" in Petaluma, the Gold Hill and Udell Southern (GUSRR). One day Don Cabrall was over operating on the HO layout and asked to put together a train. He included only 40' cars and Gus realized the shorter cars (Gus had been using mostly longer 50' and 60' cars) made the train look a whole lot better on the layout. He has primarily employed 40' cars ever since. This layout used a five-cab system. Gus eventually turned one of the cabs into DCC while the other four remained for DC operation. This layout ended when Gus got a contracting job on Maui in Hawaii and was there for about 6 months. When that job completed Gus came back to California and returned to the contracting business. A problem with a leaky roof in "the barn" persisted and he decided to return to the family home.

For many years he had been planning his ultimate layout to fit into the basement of the house in Corte Madera. When he had Jim Providenza review the plan, Jim immediately found a serious problem. It was a two level layout and an operator would have to walk around the entire layout to catch up with their train at one location. This problem was resolved by adding a third level to the layout plan.

Looking Back



Continued on page 25

Jim also counseled Gus on the importance of having a prototype in mind so there was a realistic and consistent prototype after which to pattern things. Gus chose the California Western between Fort Bragg and Willits with a connection with to Northwestern Pacific at Willits.

In 1993 Gus married Mary Moore and within a few years PCR had a new member. Mary took on the Non-rail activities in 2001 before they moved to Soda Springs. Gus built their current home in Penngrove. They moved in before it was finished, but today it is nearly done. Since the new house did not have a basement, he wanted a separate building to house his dream layout. At first he saw a neighbor's metal building that seemed perfect but when Gus had it priced out it was way too expensive for them to afford. Instead, he had a pole barn built at about a quarter of the cost and that is where his current layout is being created. He started building his HO scale California Western Railroad four years ago, and has made exceptional progress on the layout. The railroad is a 40-mile long short-line between Fort Bragg and Willits where it interchanges with the NWP. The NWP has staging representing Eureka to the north and Tiburon to the south. In addition, there is a 10-mile logging branch line feeding the mill at Ft. Bragg. Track work on all three levels is complete, and Gus is now installing a ceiling over the peninsula that extends down the center of the layout. He has allowed for very roomy aisles based on his experience with other layouts where he noticed no matter how much planning went into the design, numerous operators always ended up working in the same area of the layout at some point in the session.

Harold Mentzer also got Gus involved with the Northwestern Pacific Railroad Historical Society. Gus was soon elevated to a position on the NWPRHS Board and at one meeting, he was asked to fill in for the absent Secretary. Soon Gus was the permanent Secretary of the society, a position he continues to hold to this day. In addition to Secretary, Gus has become Library Manager for the Society. Gus has been Publications Chair for PCR since 2001. Over the years Gus has served Redwood Empire Division as Superintendent, Chief Clerk, Newsletter Editor, and Membership Chair and was the PCR director from RED for two full terms and part of another term after a break. He has also helped on a number of PCR Conventions over the past 35 years serving as Company Store Manager, Registrar, Program Editor, Secretary and Chairman. He worked on the Company Store for the 2000 NMRA Convention in San Jose and edited the printed Program for the 2011 NMRA Convention in Sacramento. Gus has had the opportunity to attend a number of NMRA conventions outside our region and has been to regional conventions in both the Pacific Southwest Region and the Pacific Northwest Region, usually promoting PCR Conventions being held in RED.

Based on all this leadership, Gus has been recognized as RED Member of the Year on two occasions, first in 1991 and again in 2013. He received the PCR Presidents Award in 1999 and in 2004 he was the recipient of the prestigious John Allen Award. Gus has been awarded Chief Dispatcher, Volunteer and Official Certificates in the NMRA Achievement Program. He has mostly finished the requirements for several other Achievement Awards but needs to complete the paperwork. Gus enjoys the research necessary to build a layout and he likes operations. As a past contractor he also enjoys building structures but often finds the kit plans and directions wanting in comparison to what he was used to on full scale construction jobs.



Gus Campagna At Home With His Layout

Everyone in PCR, and especially those in RED, owe a real debt of appreciation to Gus for all of his service to our hobby over a great many years.



HELP IS ON THE WAY!!

Modeling and Meeting (Virtually) During a “Shelter in Place”

By Phil Edholm

As many of the PCR membership is in the areas impacted by the expanding COVID-19 **Shelter in Place** orders, I thought discussing what we are all doing to keep busy and sane would be a good idea. This is also a topic on the PCR groups.io site, where you can add your own thoughts and projects. https://groups.io/g/PCR-NMRA/topic/modeling_and_meeting/72060373?p=...20,0,0,0::recentpostdate%2Fsticky...20,2,0,72060373

After my first full day of "hunkering down", there are a few things I have been doing to keep my Model Railroading activities going.

Keeping up With the Club

I am a member of the Pleasanton Fairgrounds Club. We are locked out of the club building as the fairgrounds are officially closed until April 7 and the county order prohibits travel for something like modeling at the club.. As we have two work/operating nights a week at the club, the inability to go there reduces social interaction and modeling. However, we have been having regular calls and are working on things for the club separately. Engines are being rebuilt and buildings are being detailed and painted. Unfortunately, we are limited to the projects we had taken out before we lost access to the site. We are trying to keep in touch regularly through the sheltering event. We have even discussed a Zoom type call to discuss new projects and options. If you have not used Zoom, anyone with a recent model PC/camera or mobile device and reasonable internet access can do a video call. It is free, but the meeting can only last 40 minutes per meeting (you can just restart as many times as you like). You can have multiple folks in the meeting also. We have also used iPhone FaceTime to share some modeling between us and discuss how to route a wire. You can flip the camera from front to back and show your friends what you are doing. All great ways to stay in touch and keep your social interactions going while socially isolating. I am trying to talk (audio or video, not just email/social network) to at least two or three modeling friends every day.

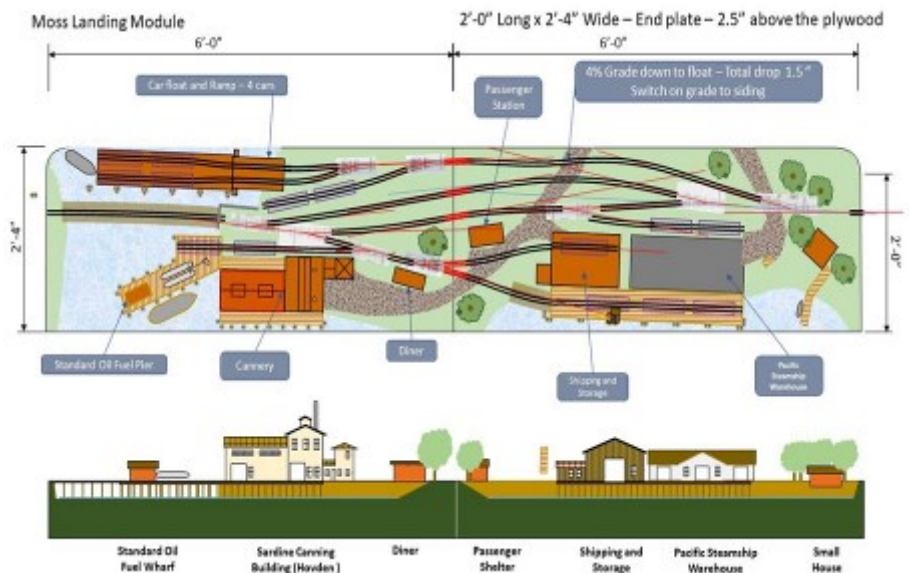
Building a New Module

As you may be aware, we were planning to have on-demand operations on the California Central Coast On30 modular layout at the Concord PCR Convention in late April. Unfortunately, due to the current situation, the convention is cancelled. We will have to wait to do operations. As part of getting ready, I am building a new 12' x 2'-4" module set that models Moss Landing as it might have looked in the 1920/30s if the harbor had been dredged 50 years earlier. It is designed to have both central coast scenery (Hovden Cannery, Pacific Steamship based warehouse) and good operations with 12 spots for car movement. Yesterday was our first day of sheltering, and I was able to get all of the under-module electrical on the first of two six foot modules in the set done. If you are coming to the Just Trains Open House in October, I plan to have the modules there. Here are some design and progress pictures.


This is the design. If you are interested, we had a lively dialog on the Ry-ops-industrial SIG group about the module and design back in January and February

https://groups.io/g/Ry-ops-industrialSIG/topic/hi_and_request_for/69290146?p=...20,0,0,0::recentpostdate%2Fsticky...20,2,20,69290146

This is the final design of the module:

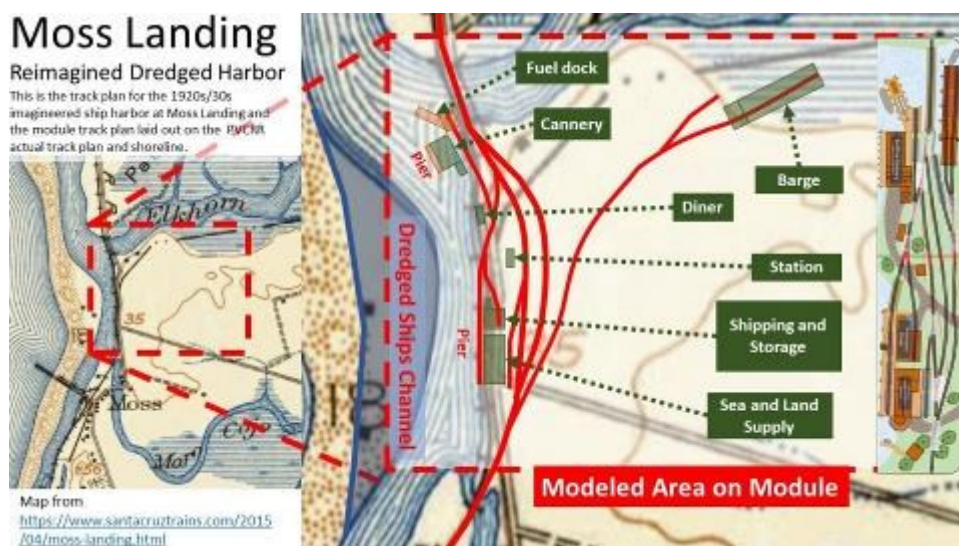


Continued on page 27



This is the first module underside with all switch machines and electrical wiring complete. I used Tortoises and DCC Wabbits with push buttons mounted by the switch for manual operation. The Tortoises are wired using Cat5 cables and RJ45 connectors making the wiring much simpler and easy replacement of a switch machine if required. This design was developed at the Pleasanton club. All of the Tortoises are mounted in boxes to reduce the throw depth (2.5" of foam to .5") and to keep them from extending below the level of the frame and subject to damage if the module is set on the floor. The other holes are for the building bases for three large buildings that will be removable for transport.

The module is a re-imagining of Moss Landing as it would have looked in the 1920s if the harbor had been dredged. This is how that would have looked on an actual map of the harbor from about 1910. As the Salinas River moved to a different outlet after the 1906 earthquake, the harbor mouth closed until it was dredged in 1947. As you can see on the 1910 map below, it is re-imagined on the module as an open and dredged harbor with the buildings positioned as shown in the "real" world including the actual PVCRR narrow gauge tracks.. Note the huge PG&E (nee Duke Energy) power station that dominates Moss Landing, and would block the barge spur, does not exist in this version of the past.



I hope this is a little inspiration for others to get a forgotten kit out or do some weathering. Social distancing is a great time to build a new model for the next contest!!!! Better than watching TV!!!!

Please post your projects on the PCR groups.io site so we can all get inspired to go tackle something new...or even something old we have been ignoring.

If you need supplies, call your local hobby/train shop. Many are delivering, so you can get those things you need and still support our local businesses.

Finally, stay safe and keep modeling.

Phil





Call for Daylight Division Leadership by Chuck Harmon, MMR, Observation Editor

There is a need for a couple of Daylight Division members to fill the positions of Division Superintendent and Division director. Here is an opportunity to put Daylight Division back on the track and earn some Achievement Program credits at the same time.

These officers serve 2-year terms. Both of these jobs are easy to do, but are very important to the prosperity of our Division. I want to urge you to step up to the plate if you are available, regardless of your experience. There are veteran members who will be glad to assist anyone who is willing to volunteer.

2021 PCR Convention

By John Houlihan, 2021 PCR Convention Chairman

Work on the 2021 convention has started. Doug Wagner has produced a registration document. I will see if it can be reproduced in the next Daylight Observation.

I am looking for someone to take charge of the non-railroad activities. Keep in mind that some of the non-rail activities attract model railroaders, especially if it involves food including chocolate.

The committee needs a layout coordinator so our guests can see the best of model railroading in the central valley. Many of us have enjoyed conventions in other areas of the state. Now is the time to be excellent hosts for our out of town visitors.

Convention shirts can be purchased starting late next month. Bob Pethoud has created the logo and arranged for production of the shirts.

Dave Grenier will be working on web site exposure for the convention as soon as some of his duties for the 2020 convention have been completed.

The treasurer for the convention is Milton Sans Soucie.

If you can contribute, email me at oscalejohn@gmail.com

Lets make this "mini convention" a memorable one.

Membership Missives

By Doug Wagner, Membership Manager

Greetings, fellow PCR Members! I hope you all are staying safe and healthy in these unprecedented times we are currently facing. I believe that us model railroaders will shine through this perilous time, as we know how to hunker down and isolate ourselves. I mean a lot of us spend weekends to ourselves, working on our trains. If you feel as if the world is ending because you are under quarantine, don't fret - as now is a time that will work for you to get going on some of those model railroad tasks that have been piling up on your workbench all these past years. There is no end to the list of what you can accomplish---from installing those decoders, weathering your rolling stock and locomotives, getting started on that layout, or what I'm finally getting around to----scenery on my home N scale Porterville-Orosi Brand layout. Just have to make the effort to get started.



Coast Division Report

By Phil Edholm



As this is my first stab at this, I don't have much to report. We had a good meet in late February at the Elks Club in Alameda. We're fortunate we were able to meet before the challenges we face today. The auction was a great success. Dave Connery coordinated a large donation from the estate of long-term modeler, Jerry Littlefield, that netted \$988 at the auction and was donated 100% to the Division. Many thanks to the Littlefield family for their generous donation and a reminder that donating your modeling items to the Division is a great help.

This is more of an introduction than a report. I was asked to "run" for the role and agreed, so, here we are. I have no idea why anyone voted for me. My primary reason for accepting was I was told that the Coast Division includes Hawaii, so I assumed I would need to make a least one inspection trip. Unfortunately, after accepting, I found that only rail travel is covered under our expense guidelines. While I am hopeful for a "Hawunell", it is not on the immediate horizon. So, I am focused on the division and continue expanding our activities.

On the board level, one area of focus is the increasing cost of venues, and the associated reduction in average unit price and total revenues from the auctions. The Division will be analyzing options and gathering member's input for decisions going forward. Other areas of focus are increasing volunteers, both for Divisional roles and for Clinics and open houses.

While I have been a modeler for many years, I have only been a member of the NMRA for the last couple. I look forward to meeting more of the PCR members, but I thought I would tell you a bit about myself.

As most of you, I started my model railroad career at a young age, with a Lionel 4-6-2 that, at some point, became an 0-6-0. My career blossomed with a 4x8 sheet of plywood, hinged from the wall in a shed, with a loop of HO track and three switches. That lasted until girls. After all, it was the 1970s.

I returned to modeling as my children grew and we moved into a house that could support a railroad. I joined the Niles club and built a 10x12 room layout based on the Sierra Railway (HO standard gauge, small steam). It got to 80% operating and 30% scenery (OK, 50/10%) when work and home rudely intruded. In the mid-90s I joined a large tech company and found myself in a lead role. For the next 15 years I was on a 90 hour week/50%+ travel work life. That and a move to Pleasanton killed model railroading. Tearing out the layout and putting the pieces in a storage cube was very difficult and became an emotional block as well.

Around 2014 I went to a train show and met the California Central Coast On30 modular folks. I liked the concept of both On30/modular and the CCC modelers, so I started hanging around. I eventually built a 2' x 6' module that I brought to a Coast Division meet a while back. I am now building my 7th and 8th modules combined into a 12' x 2.3" re-imagining of Moss Landing with a dredged harbor in 1917 and 12 car spots for operations. The CCC On30 was to have been set up in the ballroom at the PCR Conference in Concord in April. We had planned to offer on-demand operating/switching on the modular layout.

Being part of the CCC led to joining the ACCRS club in Pleasanton on the O layout side. The move to O scale was to focus on improving the layout at the Alameda County Fairgrounds. With about seventy thousand visitors every year, it is a great representation of model railroading. I am serving a second term as VP for the ACCRS, where we are dealing with the issue of a fairground that is moving from a rural cultural center to a major events center. The model railroad and current building do not fit into the long-range strategy.

Finally, after many years as a lone modeler, I joined the NMRA, directly resulting in this column.

I enjoy all aspects of modeling and railroads. I generally like modeling California narrow gauge (with license), but also like WP/SP both in transition and more modern, as well as Colorado narrow gauge. I enjoy building and electronics and computers. I have been trying operations and find it to be both interesting and challenging. I am intrigued by the role railroads had in creating modern America and the factors that have led to the current state of railroad affairs. My focus now is on building modules and equipment for the CCC On30 and some new projects in Pleasanton. More than enough to keep busy.



By Steve Skold



This is my last article as Director for RED. I had two terms in the 1970's and the last two in the 20 teens. There have been some big changes in that time. In the 1970's, PCR included all of Arizona, Nevada, Hawaii and California. There were 7 Divisions not counting Hawaii which never functioned very well due to the distance between the islands. There were enough divisions to have each host a convention every 6 years with the area around Santa Barbara, San Luis Obispo, Bakersfield and even San Bernardino host the midyear board meeting as a mini-convention. Now we have each division host a convention every 4 years and we are starting to see a strain on the active members that have to be the host. That is a problem that will have to be addressed soon.



Giuseppe Wins A Prize

I have one more board meeting to attend. It was to be this April in Concord, but the PCR Board has not yet determined when, or how, the meeting will take place. At the next PCR Business meeting, I will be succeeded by Giuseppe Aymar. The time and venue for that meeting is on hold as well.

It has been a pleasure to work with RED and PCR all these years, not only as Director, but also as Chief Clerk, Superintendent, and all the other division jobs I have done. Now that I am in my 80th year, it is time to become what Whit Towers called a POM. A



The Group At Monroe Hall

plain ordinary member. I am still going to be a member of the Sonoma County Hi-Ballers and the Sonoma Short Line (a modular group) that will keep me busy in model railroading.

Our last RED meet was February 15th at our old standby, Monroe Hall in Santa Rosa. We continue to keep our membership at between 130 and 140 members. Our finances have greatly improved since we stopped printing and mailing our Callboard, which is now online only. We only have 5 members that do not have computers. Our meeting started with a brief business meeting including an update on the PCR Convention by Doug Smith, a co-chairman and also a new member of RED. This was followed by our Show & Tell. For years this has been the most popular part of our meeting. 8 people participated taking over an hour to present. After the door prizes and raffle, we spent the rest of our time listening to the Redwood Empire Garden Railroad Society and their presentation on Building an Outdoor Railroad Layout. This was presented by Terry Strom and Ken Brody followed by a visit to Doug Lodge's garden railroad.

Our next RED meet will be May 16th at Monroe Hall starting a 11:00 AM. The program will be on "Low Stress Operation" presented by Ed Merrin. There will be slides, discussion and audience participation and a "little" technical talk. This will be followed by a field trip to Ed's layout where he will lead participants in some of his ideas.



Building An Outdoor Railroad Layout



Doug Lodge's Garden Railroad





Sierra Division Report by Chip Meriam

Sierra Division's Annual Visit To The Sacramento

Model Railroad Historical Society (SMRHS) took place the morning of Saturday, February 8. At 9:30 AM we were briefed by train master and dispatcher, Mike Roque. Crews were assigned to complex jobs at locations around the system, and a call board/line up of the day's trains was posted. Throttles were assigned and operation began at about 10:00. For the next two hours, about twenty Sierra Division members, with guidance from SMRHS regulars, operated through trains, out and back turns, locals, haulers, and yard jobs across the Sierra Central Railroad. This has always been an enjoyable op session, and this visit was no different. The two hour session passed quickly and, before we knew it, our barbecued cheese burger lunch was ready - courtesy of SMRHS!



Ed Zeiss Demonstrates the Proper Use Of the 0-5-0 Switcher As He Readies the 12th Street Yard For the Days Operations

After the morning op session we convened at the First Christian Church for the Winter Meet. Two of our guests were PCR President, Chris Palermo and Vice President, Frank Markovich, who were on hand to discuss the April PCR Convention, some changes in the modeling contest, and increasing participation in the Achievement Program. Jim Dieckman filled us in on changes to International Rail Fair, which will be held a month earlier this year, and at a new location in Sacramento. We had a brief break in the program to cast votes for our contest entries (see next page for results), and we were treated to a clinic by Brian Witt. Brian put together a comprehensive discussion of the role of the dispatcher. Per tradition, we held the door prize drawing and concluded the meeting before 4:00 PM.

After The Morning Op Session

we convened at the First Christian Church for the Winter Meet. Two of our guests were PCR President, Chris Palermo and Vice President, Frank Markovich, who were on hand to discuss the April PCR Convention, some changes in the modeling contest, and increasing participation in the Achievement Program. Jim Dieckman filled us in on changes to International Rail Fair, which will be held a month earlier this year, and at a new location in Sacramento. We had a brief break in the program to cast votes for our contest entries (see next page for results), and we were treated to a clinic by Brian Witt. Brian put together a comprehensive discussion of the role of the dispatcher. Per tradition, we held the door prize drawing and concluded the meeting before 4:00 PM.



Brian Witt Gives A Clinic On The Dispatcher "Not Just Another Body In The Room"
Jim Collins Photo



Mike Roque At The Dispatcher's Desk



PCR President, Chris Palermo and Vice President, Frank Markovich Visit Sierra Division
Jim Collins Photo



Twenty One Members and Four Guests Present
Jim Collins Photo



May 16 - 17, 2020 - Carquinez Model Railroad Society. Please visit our HO scale three level 36'x60' model railroad depicting the Southern Pacific/Union Pacific railroad as it traverses California from Oakland, California to Sparks, NV through the picturesque East Bay before climbing through the dramatic scenery of the Sierra Nevada mountains, to Sparks, NV. We are open from 10 AM to 4 PM and are located at 645 Loring Ave. in Crockett, CA. Admission is \$5 with children under 16 free when accompanied by an adult. Visit us on-line at www.cmrstrainclub.org. Info: davetateosian@sbcglobal.net

May 16 - 17, 2020 - 11:00 am to 6:00 pm, Weekend Model Train Show, Walnut Creek Model Railroad Society, in Larkey Park, 2751 Buena Vista Ave, Walnut Creek, CA. Phone: (925) 937-1888

The Walnut Creek Model Railroad Society (WCMRS) operates the Diablo Valley Lines (DVL) model railroad, one of the most mountainous and one of the largest exclusively HO scale model railroads in the United States. This model railroad features standard gauge, narrow gauge, and interurban (overhead electric) freight and trolley lines.

For more details on these events go to the Calendar at the PCR web site.

For a list of monthly activities see page 35

The Walnut Creek Model Railroad Society (WCMRS) operates the Diablo Valley Lines (DVL) model railroad, one of the most mountainous and one of the largest exclusively HO scale model railroads in the United States. This model railroad features standard gauge, narrow gauge, and interurban (overhead electric) freight and trolley lines.

Fares:
\$3.00 Adults
\$2.00 Seniors & Children (6-12 yrs)
Children under 6: FREE

May 29, 2020
June 26, 2020

July 31, 2020

August 28, 2020 - 8:00 pm to 10:00 pm, Monthly Model Train Show, Walnut Creek Model Railroad Society, in Larkey Park, 2751 Buena Vista Ave, Walnut Creek, CA.

The Walnut Creek Model Railroad Society (WCMRS) operates the Diablo Valley Lines (DVL) model railroad, one of the most mountainous and one of the largest exclusively HO scale model railroads in the United States. This model railroad features standard gauge, narrow gauge, and interurban (overhead electric) freight and trolley lines.

Fares
\$3.00 Adults
\$2.00 Seniors & Children (6-12 yrs) - Children under 6: FREE

June 6 & 7, 2020 - 10:00 am to 4:00 pm, Summer Model Train Show & Open House, San Leandro Historical Railway Society, 1302 Orchard Ave (in Thrasher Park), San Leandro, CA. MAP

4,000+ feet of indoor HO Scale Track modeling the Overland Route from San Leandro, CA to Sparks, NV G&O Garden Railway with interactive Children's Display (Weather permitting) Bake Sale, Big Train Sale, Fun for the whole family! Admission is Free; Donations are always welcome! Info: info@slhrs.org

July 12 - 18, 2020 - Gateway 2020 NMRA National Convention, Hilton St. Louis at the Ballpark, 1 South Broadway, Saint Louis, Missouri • MAP

August 8, 2020 - Carquinez Model Railroad Society. Please visit our HO scale three level 36'x60' model railroad depicting the Southern Pacific/Union Pacific railroad as it traverses California from Oakland,

California to Sparks, NV through the picturesque East Bay before climbing through the dramatic scenery of the Sierra Nevada mountains, to Sparks, NV. We are open from 10 AM to 4 PM and are located at 645 Loring Ave. in Crockett, CA. Admission is \$5 with children under 16 free when accompanied by an adult. Visit us on-line at www.cmrstrainclub.org. Info: davetateosian@sbcglobal.net

September 13, 2020 - 9:00 am to 5:00 pm, Coast Division Meet. See their website for location.

Come meet other local model railroaders during our free quarterly meet and enjoy free clinics, model, photo & switching contests/displays, videos, etc! Bring YOUR questions to modeler's roundtable for answers. You may win a door prize! Enjoy our lively auction of model railroading items & more!

September 19 - 20, 2020 - 11:00 am to 6:00 pm, Weekend Model Train Show, Walnut Creek Model Railroad Society, in Larkey Park, 2751 Buena Vista Ave, Walnut Creek, CA. Phone: (925) 937-1888 The Walnut Creek Model Railroad Society (WCMRS) operates the Diablo Valley Lines (DVL) model railroad, one of the most mountainous and one of the largest exclusively HO scale model railroads in the United States. This model railroad features standard gauge, narrow gauge, and interurban (overhead electric) freight and trolley lines. The Walnut Creek Model Railroad Society (WCMRS) operates the Diablo Valley Lines (DVL) model railroad, one of the most mountainous and one of the largest exclusively HO scale model railroads in the United States. This model railroad features standard gauge, narrow gauge, and interurban (overhead electric) freight and trolley lines.

Fares:
\$3.00 Adults, \$2.00 Seniors & Children (6-12 yrs)
• Children under 6: FREE

September 25, 2020 - 8:00 pm to 10:00 pm, Monthly Model Train Show, Walnut Creek Model Railroad Society, in Larkey Park, 2751 Buena Vista Ave, Walnut Creek, CA. • MAP

The Walnut Creek Model Railroad Society (WCMRS) operates the Diablo Valley Lines (DVL) model railroad, one of the most mountainous and one of the largest exclusively HO scale model railroads in the United States. This model railroad features standard gauge, narrow gauge, and interurban (overhead electric) freight and trolley lines.

October 2 - 4, 2020 - Central Coast Railroad Festival, San Luis Obispo and Northern Santa Barbara Counties, CA., Hosted by San Luis Obispo Railroad Museum, 1940 Santa Barbara Avenue, San Luis Obispo, CA

Festival Schedule (NOTE: Not all venues are open all days and times. Please read the schedule carefully for days/times that each venue is open.) Major Sponsors: San Luis Obispo Railroad Museum, Santa Maria Valley Railroad, KSBY Channel 6, Union Pacific Railroad, City of San Luis Obispo

Amazing Model Train Layouts. Last year's tour included over 30 different layouts at various locations from Lompoc on the south to Atascadero on the north, covering many scales and eras at both private and public sites. Numerous Events and Exhibits at County Libraries and the San Luis Obispo Railroad Museum.

Continued on page 33

Calendar

October 17 - 18, 2020 - Carquinez Model Railroad Society. Please visit our HO scale three level 36'x60' model railroad depicting the Southern Pacific/Union Pacific railroad as it traverses California from Oakland, California to Sparks, NV through the picturesque East Bay before climbing through the dramatic scenery of the Sierra Nevada mountains, to Sparks, NV. We are open from 10 AM to 4 PM and are located at 645 Loring Ave. in Crockett, CA. Admission is \$5 with children under 16 free when accompanied by an adult. Visit us on-line at www.cmrstrainclub.org. Info: davetateosian@sbcglobal.net

October 17 & 18, 2020 - 10:00 am to 4:00 pm, Fall Train Show 2020 and Swap Meet, Black Diamond Lines Model Railroad Club, 425 Fulton Shipyard Rd, Antioch, CA. MAP We have transitioned to a fully DCC system to run our layout. Come check us out and see the new way we are operating model trains.

Fares: - Adults: \$3.00 - Seniors (60+): \$2.00 - Children (6-12): \$2.00 - Children under 6: Free
Info: info@blackdiamondlines.com,
Phone: (925) 779-1964

For more details on these events go to the Calendar at the PCR web site.

For a list of monthly activities see page 35

October 30, 2020 - 8:00 pm to 10:00 pm, Monthly Model Train Show, Walnut Creek Model Railroad Society, in Larkey Park, 2751 Buena Vista Ave, Walnut Creek, CA.

The Walnut Creek Model Railroad Society (WCMRS) operates the Diablo Valley Lines (DVL) model railroad, one

of the most mountainous and one of the largest exclusively HO scale model railroads in the United States. This model railroad features standard gauge, narrow gauge, and interurban (overhead electric) freight and trolley lines. Fares: \$3.00 Adults, \$2.00 Seniors & Children (6-12 yrs) Children under 6: FREE

November 20 - 22, 2020 - Friday: 8:00 pm to 10:00 pm, Saturday & Sunday: 11:00 am to 6:00 pm, Holiday Show, Walnut Creek Model Railroad Society, in Larkey Park, 2751 Buena Vista Ave, Walnut Creek, CA. Phone: (925) 937-1888

The Walnut Creek Model Railroad Society (WCMRS) operates the Diablo Valley Lines (DVL) model railroad, one of the most mountainous and one of the largest exclusively HO scale model railroads in the United States. This model railroad features standard gauge, narrow gauge, and interurban (overhead electric) freight and trolley lines.

The Walnut Creek Model Railroad Society (WCMRS) operates the Diablo Valley Lines (DVL) model railroad, one of the most mountainous and one of the largest exclusively HO scale model railroads in the United States. This model railroad features standard gauge, narrow gauge, and interurban (overhead electric) freight and trolley lines. Fares: \$3.00 Adults, \$2.00 Seniors & Children (6-12 yrs) • Children under 6: FREE

December 6, 2020 - 9:00 am to 5:00 pm, Coast Division Meet. See their website for location. Come meet other local model railroaders during our free quarterly meet and enjoy free clinics, model, photo & switching contests/displays, videos, etc! Bring YOUR questions to modeler's roundtable for answers. You may win a door prize! Enjoy our lively auction of model railroading items & more!

December 12- 13, 2020 - Carquinez Model Railroad Society. Please visit our HO scale three level 36'x60' model railroad depicting the Southern Pacific/Union Pacific railroad as it traverses California from Oakland, California to Sparks, NV through the picturesque East Bay before climbing through the dramatic scenery of the Sierra Nevada

mountains, to Sparks, NV. We are open from 10 AM to 4 PM and are located at 645 Loring Ave. in Crockett, CA. Admission is \$5 with children under 16 free when accompanied by an adult. Visit us on-line at www.cmrstrainclub.org. Info: davetateosian@sbcglobal.net

December 27, 2020 - 8:00 pm to 10:00 pm, Monthly Model Train Show, Walnut Creek Model Railroad Society, in Larkey Park, 2751 Buena Vista Ave, Walnut Creek, CA

The Walnut Creek Model Railroad Society (WCMRS) operates the Diablo Valley Lines (DVL) model railroad, one of the most mountainous and one of the largest exclusively HO scale model railroads in the United States. This model railroad features standard gauge, narrow gauge, and interurban (overhead electric) freight and trolley lines. Fares: \$3.00 Adults, \$2.00 Seniors & Children (6-12 yrs) • Children under 6: FREE

January 16 - 17, 2021—March 20 - 21, 2021 - 11:00 am to 6:00 pm, Weekend Model Train Show, Walnut Creek Model Railroad Society, in Larkey Park, 2751 Buena Vista Ave, Walnut Creek, CA. Phone: (925) 937-1888

The Walnut Creek Model Railroad Society (WCMRS) operates the Diablo Valley Lines (DVL) model railroad, one of the most mountainous and one of the largest exclusively HO scale model railroads in the United States. This model railroad features standard gauge, narrow gauge, and interurban (overhead electric) freight and trolley lines.

The Walnut Creek Model Railroad Society (WCMRS) operates the Diablo Valley Lines (DVL) model railroad, one of the most mountainous and one of the largest exclusively HO scale model railroads in the United States. This model railroad features standard gauge, narrow gauge, and interurban (overhead electric) freight and trolley lines. Fares: \$3.00 Adults, \$2.00 Seniors & Children (6-12 yrs)

• Children under 6: FREE

January 29, 2021, Feb 6, 2021, March 26, 2021 - 8:00 pm to 10:00 pm, Monthly Model Train Show, Walnut Creek Model Railroad Society, in Larkey Park, 2751 Buena Vista Ave, Walnut Creek, CA.

The Walnut Creek Model Railroad Society (WCMRS) operates the Diablo Valley Lines (DVL) model railroad, one of the most mountainous and one of the largest exclusively HO scale model railroads in the United States. This model railroad features standard gauge, narrow gauge, and interurban (overhead electric) freight and trolley lines.

Fares: \$3.00 Adults, \$2.00 Seniors & Children (6-12 yrs) • Children under 6: FREE

January 29, 30, & 31, 2021 - Bay Area Layout Design & Operations Weekend, Sponsored by Pacific Coast Region-NMRA and Layout Design SIG. The meet and all three days of layout tours are open to ALL, regardless of affiliation or membership. NMRA, PCR, LDSIG, or any other SIG membership is NOT required! If you can't join us for the entire meet, at least come out and enjoy some truly wonderful layouts. TSG video report of Live Crew Lounge Panel Discussion at 2020's meet (Starts at 0:49) Save the dates!

Continued on page 34

Calendar

March 20 – 21, 2021 - 11:00 am to 6:00 pm, Weekend Model Train Show, Walnut Creek Model Railroad Society, in Larkey Park, 2751 Buena Vista Ave, Walnut Creek, CA. • MAP • Phone: (925) 937-1888 The Walnut Creek Model Railroad Society (WCMRS) operates the Diablo Valley Lines (DVL) model railroad, one of the most mountainous and one of the largest exclusively HO scale model railroads in the United States. This model railroad features standard gauge, narrow gauge, and interurban (overhead electric) freight and trolley lines. The Walnut Creek Model Railroad Society (WCMRS) operates the Diablo Valley Lines (DVL) model railroad, one of the most mountainous and one of the largest exclusively HO scale model railroads in the United States. This model railroad features standard gauge, narrow gauge, and interurban (overhead electric) freight and trolley lines.

Fares: • \$3.00 Adults • \$2.00 Seniors & Children (6-12 yrs) • Children under 6: FREE

For more details on these events go to the Calendar at the PCR web site.

For a list of monthly activities see page 35

April 3, 2021 - 16th Annual Pacific Model Loggers' Congress, Camp 18 Restaurant and Museum, U.S. Highway 26, Elsie, Oregon • Map We're still working on our schedule of a full day with special speakers, clinics, a model contest and dealer sales area. We are actively soliciting clinic presenters for the event, and we can use modeling or historic prototype clinics that pertain specifically to logging. See the website for complete details. For general information, phone Lon Wall (971) 265-1060, or Jeff Johnston (541) 914-1152. E-mail us with questions or for more info. Admission: \$15.00 per person at the door. There is no pre-registration.

April 22 – 24, 2021 - Sugar Pine Centennial 2021, PCR/NMRA Convention, Hosted by Daylight Division, Wyndham Garden Fresno Yosemite Airport, 5090 East Clinton Way, Fresno, CA • MAP

July 12 – 18, 2021 - Rails By The Bay 2021 NMRA National Convention, Santa Clara Marriott Hotel, 2700 Mission College Boulevard (at Great America Parkway), Santa Clara, CA • MAP



July 4 - 10, 2021 - Rails By The Bay, Santa Clara, CA



August 14 - 21, 2022 - The Heart of England Express, Birmingham, England



In Memoriam		
Member	City, Sate	Date Joined
Daylight		
Guy Krivanek	Tehachapi CA	1/1/1962
Bill Winter	Bakersfield CA	12/1/2013
Coast		
Peter McCorkell	Lafayette CA	10/9/2001
Sierra		
Arthur Maxwell (Lifetime Member)	Sacramento CA	1/1/1971
Peter Laubenheimer	Grass Valley CA	11/19/2003
Redwood Empire		
Craig Thompson	Fairfield CA	9/11/2000

Monthly Activities

First and Third Thursday - 7:00 PM / Siskiyou Model RR Club / Yreka Western Depot, 300 East Miner St., Yreka, CA (Exit 775 from I-5). Info: Tom Brass, (530) 842-4921, Glenn Joesten (530) 340-2537

First Friday 7:30 PM / San Leandro Historical Railway Society (HO, O, G), Monthly meeting / 1302 Orchard Ave, San Leandro, CA / Club phone 510-569-2490 / Info: info@slhrs.org.

First Saturday 11:00 am to 12:00 PM / Golden State Model Railroad Museum / East Bay Model Engineers Society (O, HO, N, Narrow Gauge, Traction) / Point Richmond, CA / Club Phone 510-234-4884 or info@gsmrm.org. Free coffee and doughnuts.

First Saturday 12:30 PM / European Train Enthusiasts (ETE) Sacramento Chapter (HO, HOm, N) 3600 J Street, Sacramento, CA. (entrance from 36th Street near East Sacramento YMCA). Social and H0 layout running 12:30 to 2:00 PM, then program/show and tell, followed by 2:30 PM business meeting. / Contact: Dusan Petras (650) 300-9504 or Helmuth Nixdorf (916) 481-0991, e-mail: dusanpetras@aol.com / See the website for additional information: www.ete.org.

Second Tuesday 7:30 PM / Empire Builders Model Railroad Club (HO) 3318 School St, Oakland, CA / e-mail: president@ebmrc.org

Second Wednesday 7:30 PM / Golden Empire Historical and Modeling Society (HO&N) Bakersfield, CA / Doug Wagner, e-mail: carldw@aol.com or 661-589-0391 / Club phone: 661-325-5820

Second Saturday 10:00 AM / Tehachapi Loop RR Club / Tehachapi, CA / Tom O'Brien, e-mail: threerail@earthlink.net 661-822-1546

Second (and Fourth) Saturday 10:00 AM to 3:00 PM (and every Wednesday 10:00 AM to 12:00 PM) • Admission: Free / Bay Area N-Trak Model Railroad Club (N)

Wells Fargo Express Room, Southern Pacific Railroad Depot, 900 Loring Ave., Crockett, CA • Map / Donations are welcome. / Contact: Jim Gray, send text to 925-260-5804 or e-mail to graymarks@hotmail.com

Second Saturday 1PM-4PM / West Bay Model Railroad Association, Open House, We run trains run for our visitors, 1090 Merrill Street, Menlo Park, CA / e-mail westbaylines.com

Second Saturday 1:00 to 5:00 PM / European Train Enthusiasts (ETE) San Francisco Bay Area Chapter (HO) Location varies / Contact: Brian Hitchcock, brianhitchcockdba@gmail.com / See the website for additional information: www.ete.org.

Second Saturday 1:30 PM / Carquinez Toy Train Operating Museum Business Meeting , 645 Loring Ave (Across from C&H Sugar), Crockett, CA. MAP

Second Saturday 3:00 - 6:00 PM / California Central Club (HO & HOm3) / Old Agnew Station, 4185 Bassett St, Santa Clara, CA / Subject to change, contacting us in advance of your visit is

highly recommended at: ccmrc1961@gmail.com

Second & Fourth Weekends / Swanton Pacific Railroad Society (19")

Santa Cruz County, CA / Ed Carnegie, e-mail: ecarnegi@calpoly.edu or 805-756-2378

Mid-Month Weekends / Bitter Creek Western RR (Live Steam) Arroyo Grande, CA / Dan Andrews, e-mail: danandrews@charter.net or 805-481-0419

Third Monday 7:00 PM / San Luis Obispo Model Railroad Association (all) Oceano Depot, CA / Dennis Pearson, e-mail: info@sломra.org or 805-929-3062

Third Tuesday 7:00 PM / Visalia Electric Model Railroad & Historical Society / Meets at Ryan's Place Restaurant, 3103 South Mooney Blvd, Visalia, CA / Cecil Eppler, e-mail: cecil_eppler@sbcglobal.net

Third Wednesday 8:00 PM / West Bay Model Railroad Association, Monthly Business Meeting, 1090 Merrill Street, Menlo Park, CA / e-mail westbaylines@gmail.com

Third and First Thursday - 7:00 PM / Siskiyou Model RR Club / Yreka Western Depot, 300 East Miner St., Yreka, CA (Exit 775 from I-5). Info: Tom Brass, (530) 842-4921, Glenn Joesten (530) 340-2537

Third Friday 7:00 - 11:00 PM / Black Diamond Lines Model Railroad Club Operating session (HO) / Antioch, CA / Info: info@blackdiamondlines.com / Club phone 925-779-1964

Third Saturday 9:00 AM - 12:00 PM Noon / San Joaquin Central Operating Session (HO) / Fresno, CA / Chuck Harmon, e-mail: harmonsta@aol.com or 559-299-4385. It's April 1949 on SP's Donner Pass and fictitious SJC. An advance courtesy contact is appreciated. Send e-mail to be added to mailing list.

Third Saturday / Sacramento Modular Railroaders Operating Session (HO) / Sacramento, CA / Scott McAllister, e-mail: scooter923@att.net

Fourth Wednesday 7:00 PM / Coast Toy Train Club / Wood Glen Hall, 3010 Foothill Rd (at Alamar), Santa Barbara, CA / Lots of collecting in S, O, and Standard gauges. / Contact: Ken Kelley, e-mail: kenatttr@thirdrail.com

Fourth (and Second) Saturday 10:00 AM to 3:00 PM (and every Wednesday 10:00 AM to 12:00 PM) • Admission: Free / Bay Area N-Trak Model Railroad Club (N) Wells Fargo Express Room, Southern Pacific Railroad Depot, 900 Loring Ave., Crockett, CA • Map / Donations are welcome. / Contact: Jim Gray, send text to 925-260-5804 or e-mail to graymarks@hotmail.com



Enjoy the fellowship and learning experiences of a club near you

Alameda County Central Railroad Society

ACCRS is an HO and O scale club with layouts in a 30x100 building on the Alameda Co. fairgrounds in Pleasanton. With over 60,000 annual visitors, ACCRS is a great showcase for the hobby. Layouts reflect Alameda County and California and are continually improving and updating. Open for Fair events and Fridays, 6-9 PM. Lowest dues in the area.

Contact: Gary Lewis 925-455-8135

Email: glslewis@comcast.net

Web: www.pleasantonmodelrr.org/index.html

Amador County Model Railroad Museum

The ACMRRM is located at #1 Main Street, Jackson, California adjacent to the historic National Hotel. Our non-profit association is open to the public from 10 AM to 5 PM, Friday through Sunday during Winter months and Wednesday through Sunday during the Summer. Work sessions are held every Tuesday starting at 10 AM. Our scenic DCC HO-scale layout depicts the lumber and gold mining history of Amador County. Operations include the Amador Central short line as well as the railroads of California's Central Valley including terminals at Stockton and Sacramento.

Contact: Robert Piety, 209-296-3587 email rdpiety@sbcglobal.net

Antioch Model Railroad Club

The Black Diamond Lines is an HO Club located at 425 Fulton Shipyard Rd, Antioch. BDL has been in continuous operation since 1981. We meet Tues. & Fri., 7:00pm to 10:00pm. Formal Operating Session on the 3rd Friday of the Month, but visitors can always find trains running every club night. For more information, e-mail info@blackdiamondlines.com or visit us on the web at www.blackdiamondlines.com and we can be found on Facebook and YouTube.

Bay Area Ntrak Model Railroad Club

BANTrak MRC invites N scale modelers to visit us at the Wells Fargo Express Room, Southern Pacific Railroad depot, 902 Loring Ave., Crockett, on Wed. and Sat., 10 AM to 3 PM. Contact: Bob Lewis, 925-283-6838
E-mail: BobLewis1@sbcglobal.net.

Bay Area S Scalers

BASS is a group of modeler railroaders in the San Francisco Bay Area focused on scale modeling in 1:64 scale. BASS is a round robin club, typically meeting in a member's home on the third Saturday of odd numbered months. Meetings may include a mini-clinic, or showing progress on models or a layout. We also have a modular layout that has been displayed at public events. Contact: Michael Eldridge (meldridge2000@gmail.com).
Web: www.bayareasscalers.org.

California Central Model RR Club

The CCMRC is located in the old Agnew depot (Santa Clara) of the Southern Pacific (4185 Bassett St.) directly across from the Lafayette St. gate of Agnew State Hospital. The theme of the 15' x 50' HO club is western railroading running from the Bay Area to Southern Oregon. We meet Fri., 7:30 to 11 PM. Operating sessions the 1st and last Fri. of the month. Contact: 408-988-4449 (operating nights), or Wayne Cohen, 408-779-0707.

Carquinez Model Railroad Society

HO Model Railroading on a Grand Scale! Can you imagine taking one real time hour to run an SP (or your favorite name) DCC train round trip from Oakland, through the Sierras to Sparks and back? Don't imagine, join us! Friday nights 7-10 (by appointment) at 645 Loring Dr, 2nd Floor, Crockett CA Call Weds 7-10 510-787-6703 or e mail anytime loggingrr@aol.com, bob@bob2sell.com or lambert5522@att.net

Coastal Valley Lines Model Railroad Club of Sonoma County, LTD

Coastal Valley Lines Model Railroad Club of Sonoma County, LTD (Coastal Valley Lines) is an association of novice-to-expert model railroaders from the Sonoma County area, who operate a digitally command controlled (DCC) HO scale modular railroad at public and private events, and gather for clinics, work sessions and monthly meetings. Coastal Valley Lines is incorporated in the State of California with its primary purpose of educating the public about model railroading as a family hobby and is a not-for-profit 501(c) 3 organization with elected officers and bylaws. Additional information can be found at cvlrr.com.

83714.

Continued on page 37

Eel River Valley Model Railroaders

The Eel River Valley is an HO club with a NWP-layout series of modules under construction. We meet Fri., 7:30 PM at the Humboldt County Fair Grounds Commercial Building, NW corner, Ferndale. Contact: Jack Jensen, 707-845-2823, 3313 Union St., Eureka, CA 95503 or Ron Plies, 208-229-7107, 12818 N. 11th Ave., Boise, ID 83714.

Elsie

The Left Coast (Elsie) HOn30 group invites anyone interested to join us. We use existing standards for module construction but are not merely a modular group. Contact: Al Sandrini in Bakersfield, 661-664-8614 or Ken Lunders in Cupertino, 408-777-9572.

Empire Builders Model Railroad Club

Starting over after a warehouse fire destroyed our layout, we are a small friendly group now constructing an HO layout of no specific origin based in the early 50's era. The mountain division is laid and operating, we also have a reasonable size yard operationally working well. Work days are Saturday and during summer on Wednesdays. Our retired members also show up on occasional weekdays. The club site is located at 3318 School St Oakland, Ca Call Charles at 510-917-5790 or Ted at 510-749-7099 for an invite to see/chat/join. Please visit our website <http://www.ebmrc.org>.

European Train Enthusiasts

ETE (www.ete.org) serves modelers, railway fans, related organizations, and the community through public venues, operating layouts, the annual convention EuroWest, the chapter newsletter, and the quarterly national journal, the *ETE Express*. ETE is open to all who have an interest in European railways, whether full size or scale model. The SF Bay Area Chapter meets the second Saturday of the month from 1-5pm in various locations around the bay. Contact BillKeaney (650) 355-7231 or billkeaney@comcast.net.

Golden Empire Historical & Modeling Society

Bakersfield GEHAMS, founded in 1987 and in their current location since March '94, is dual-scale with a 30' x 100' HO, and a 18' x 80' N based on SP's route from Bakersfield to Mojave with Tehachapi Loop. Though under construction, mainlines are in with monthly operations. Contact: Doug Wagner, 661-589-0391 email: carldw@aol.com GEHAMS web: ww.gehams.org

Golden State Model Railroad Museum – East Bay Model Engineers Society

900-A Dornan Drive in Miller-Knox Regional Park at Point Richmond. Weekly public hours are on our website. To meet members, inquire about membership and behind the scenes tours come 1st & 2nd Friday evenings of the month between 7:30 and 10 PM.; behind the scenes tours also available most Wednesdays 11 AM to 3 PM. New members are welcomed in all Scales – O, HO and N, including narrow gauge and traction. For general information check the website or call (510) 234-4884 (recording); for membership inquiries call 1st or 2nd Fridays 8-10p.m. (510) 236-1913. For other information or to schedule special events, Email info@gsmrm.org. Website: www.gsmrm.org

Humboldt Bay & Eureka Model Railroad Club

The HB&EMRC meets at their clubhouse and layout at 10 West 7th St., Suite #C in Eureka, on Sat., 7:00 PM. Visitors are always welcome. Business meetings 1st Sat of month, 7:30 PM. Contact: David Berriman P.O. Box 915, Arcata, CA 95518 707-825-7689

Monterey & Salinas Valley Railroad Museum

26 Station Place - Salinas, CA 93901
The Monterey and Salinas Valley Railroad Museum is dedicated to creating & maintaining a Railroad Museum in Salinas with an emphasis on the historic, contemporary and future value of the Railroad to the Salinas Valley and Monterey Bay Regions, providing experiential educational opportunities for children of all ages enhancing the core curriculum and inspiring civic involvement in our communities.

Open first weekends of each month 10AM - 4PM
831 789 8097

www.msvrr.org
info@msvrr.org

Enjoy the fellowship and learning experiences of a club near you

HAVE 50 MODEL RAILROADING CLINICS RIGHT IN YOUR LIVING ROOM.

Just because you can't make it to a national convention doesn't mean you have to miss out. Right now the NRMRC's Kinloch Memorial Library has over 50 DVDs of clinics presented at national conventions from 2001 to 2010. Each is available for NRMRC members to borrow for the cost of processing and postage.

So you can see clinics on everything from decoders to design, tracks to techniques, bridges to highways, and models to train casing.

All from the comfort of your very own couch.

Visit www.nrmrc.org and go to the Kinloch Memorial Library page for a complete listing. Or call the Library at 423-894-8144.

We make it even more fun.

Then get that popcorn ready.

Continued on page 38

Napa Valley Model Railroad Historical Society

Located at The Napa Valley Expo, (fairgrounds), 575 Third St., Napa, our railroad runs from Napa to Ukiah with off line connections to Stockton and Portland, has 700 feet of main line, and large classification yards at each end. The layout is never finished, as we are always rebuilding and improving! Era is 1940 to present. Member-owned rolling stock stresses reliability and realism. We meet Fri. 7:30 PM to 12, with formal runs the 2nd Fri. of the month. Info: John Rodgers 707-226-2985 E-mail: Napa-John@napanet.net Web: www.nvmrc.org

Nn3 Alliance

Our 700 members in nine countries model narrow gauge in "smaller scales". Nn3 describes 3', 3'6", and meter gauges, modeled in N or 2MM Scales. Our local portable exhibition layouts and modules regularly appear at conventions and shows. The Nn3 Handbook, 140 pages with 400 illustrations, covering all aspects of small scale narrow gauge, is available through the address on the website. Official mailing address: The Nn3 Alliance, PO Box 6652, Chesterfield, MO 63006 Web: www.Nn3.org <http://groups.yahoo.com/group/nn3/>

Sacramento Model Railroad Historical Society

Established in 1948, the SMRHS is located at 1990 Grand Ave., Sacramento. Modeled as the Sierra Central RR, both HO and HOn3 layouts. HO layout is being rebuilt to depict SP/WP prototype. Open Tues. and Fri. nights, 7:30 PM. Contact: 916-927-3618 Email: d.megeath@comcast.net Web: www.smrhs.com

Sacramento Modular Railroaders

Most of our events are operating sessions, where we make up trains in our large switch yard, and send road crews out to switch cars into and out of industries at the towns along the main line. The club owns a large main yard, the corner modules, some special modules, and some rolling stock. Members own their own modules and rolling stock. Contact: memberhip@sacmodularrailroad.com

Sacramento Valley Live Steam Railroad Museum (SVLSRM)

The SVLS was founded in 1968 and is located in Hagen Community Park, Rancho Cordova, CA. Our initial 1500 feet of track has expanded to over 6300 feet of mainline and sidings. Approximately 1500 feet is dual gauge 4 3/4" and 7 1/2". We can accommodate equipment ranging in size from 1 inch scale (standard gauge) to 5 inch scale (2 foot narrow gauge), the most common scale being 1 1/2". Public run days are on the 1st Saturday and 3rd Sunday of each month during our operating season

San Joaquin Valley Garden Railway Society

The SJVGRS was founded in July of 1995 to promote the joy of building and operating Garden Railways. We have grown to over 70 families in the Central Valley, meeting monthly at members' homes to spend the afternoon sharing our hobby, weather permitting. Dues: \$25 a year for a family. Contact info: Richard Emerson 559-439-7173 E-mail: emerson.r@worldnet.att.net Web: <http://home.att.net/~sjvgrs/train/>

San Joaquin Valley Toy Train Operators

We are an all scale train club. We have members in scales from Z to G. Whether you are someone who likes to run toy trains in circles or model an exact date, railroad or scene or anything in between you are welcome. Everyone who likes trains is welcome. You don't need to own any trains. We have two portable layouts that we set-up at public locations. We have set them up at care facilities, Amtrak stations, train shows and other places. We also have outside club activities. We have gone on the train to Sacramento and the Sacramento Rail Museum. We've ridden the train at Railtown 1897 SHP and had a private tour there. Also we have visited home train layouts and will have many other activities in the future. Our meetings are at the Scouts Hall, 4717 Elm Street, Denair, CA at 1:30 PM (doors open at 12:30) on the first Sunday of each month. Holidays or other events can change that. We always get there by 1:00 PM to visit and see what others have brought to show. For more information please call Ed Cathcart at 209-479-4432

Enjoy the fellowship and learning experiences of a club near you

Continued on page 39

San Leandro Historical Railway Society

The SLHRS models the SP from Oakland/San Leandro to just east of Norden using the tri-level Donner Pass plan featured in the March '98 Model Railroader. It's housed in the former S.P., San Leandro depot, located at 1302 Orchard Ave., San Leandro (just off Davis St.). Work sessions Sat. 9:00 AM - 1:30 PM and Tues. 7:30 - 9:30 PM, business meetings the 1st Fri. at 7:30 PM. Contact: Eugene Brichacek, 510-963-2965 email: embrichacek@gmail.com

San Luis Obispo Model Railroad Association (SLOMRA)

The SLOMRA is a multi-scale modular group with active N and HO scale layouts. The goal of our nonprofit association is railroad education and local history through public display of our modules. Our shows usually include G-gauge, tinplate, and even LEGO trains. The monthly meetings include model and prototype activities, videos and discussions. The SLOMRA is open to new members who have a love of trains. The general meeting is the third Monday of every month at 7:00pm at the Oceano Depot. For more information visit www.slomra.org or email info@slomra.org.

Silicon Valley Lines

The SVL is located at 148 E. Virginia St., San Jose. We meet Fri. 7:30 to 11:30 PM, with business meetings the 1st Fri. and operating sessions the last Fri. of the month. Our HO layout utilizing DCC for realistic operations, computer-generated train orders and radio-based dispatching. E-mail: svl@siliconvalleylines.com Web: www.siliconvalleylines.com

Siskiyou Model Railroad Club

Currently we are meeting at a member's home on the first Thursday evening of the month. Contact Tom Brass as 530-842-4921 or Glenn Joesten at 530-842-2359 for current info. The layout is still in the Yreka Western freight room, but is inoperable due to no power in the building. #19 was still in the engine house last we saw, but in "kit form." No further info. Currently a few members have been getting together on Tuesday mornings for various activities.

South Bay Historical Railroad Society

SBHRS invites interested modelers to visit us in the historic Santa Clara CalTrain Depot, 1005 Railroad Ave., Santa Clara, Tues. 5:00 to 8:00 PM or Sat. 10:00 AM to 3:00 PM. Contact: 408-243-3969. Web: www.sbhers.org.

Sonoma Short Line (SSL)

A group of model railroaders has formed a DCC, HO 100% NMRA club, Sonoma Short Line (SSL). The club is building a modular layout with a Sonoma County theme inspired by the period 1900-1950s. Private ops sessions and public shows are scheduled. SSL is looking for new members with skills in all aspects of model railroading and a desire to actively participate in the club. Contact Steve Lewis (707) 527-0396 or Steve Skold (707) 539-1782 for further information.

South Coast Society of Model Engineers

The club consists of enthusiasts of all scales and prototypes living in the Santa Barbara area, and has a collection of railroad books and videos for loan to members. The club has no layout but activities include weekly operations and work sessions at member layouts, as well as occasional club field trips. We meet every 3rd Tues. at 7:30 PM, at Woodglen Hall, 3010 Foothill Road, Santa Barbara. Junior members welcome. Contact: Secretary David Kuehn, email: davidkuehn@cox.net. Facebook: <http://www.facebook.com/group.php?gid=163470062239>

The Tidewater Southern MRC Inc. & Tidewater Southern Railway Historical Society Inc. reorganized and incorporated in 2018. We are Located at the San Joaquin Fairgrounds, Building 1, (corner of Airport and Charter Ways (Hwy 4), Stockton), a 2,400 sq. ft. alcove houses a large HO layout depicting the Tidewater Southern, & Freelanced N-Scale. We meet 2p-7:30p Thursdays. 10a-3p Saturdays events permitting. Contact: Tiffany Barning 135 W. Emerson Ave. Tracy, CA 95376 E - mail: tidewatersrhs@gmail.com

Tri-city Society of Model Engineers

The TCSME located in the Niles Plaza is currently looking for new members to help build and operate both an N Scale and an HO layout focused on Fremont and surrounding areas. We meet Fridays 7:30-9:30 PM. The depot is located at 37592 Niles Blvd, Fremont, CA 94536. Please visit our web site at <http://www.nilesdepot.org/> <http://www.nilesdepot.org>

Enjoy the fellowship and learning experiences of a club near you

Walnut Creek Model Railroad Society
 The WCMRS located at 2751 Buena Vista Ave, Walnut Creek, is open to last Friday of the month from 8:00 to 10:00PM for operations. Fares are \$2.00 for 6-12 and seniors over 60 and \$3.00 for adults. Membership is always open to interested HO modelers. Contact: 925-937-1888 (recorder). Web: www.WCMRS.org. "Like Us" on Facebook (www.facebook.com/wcmrs). 2019 week-end schedule: Jan 19-20, Mar 16-17, May 18-19 and Sept 14-15 (11:00AM-6:00PM). Holiday Open House schedule: Nov 22-24 & Nov 29 - Dec. 1.

West Bay Model Railroad Association
 The West Bay Model Railroad Association is accepting new members; all skills are invited. Construction and scenery are now complete on our DCC 2-level HO layout designed for operations; work on signaling is in process. Work sessions are Wednesday evenings and Saturday afternoons. Prospective members and visitors are always welcome. We run trains for visitors monthly on second Saturday afternoons. Business meetings are at 8 pm on the third Wednesday of the month, and operating sessions are on Saturday of the following week. We're located a few hundred feet south of the Menlo Park Caltrain station, in the former baggage building, at 1090 Merrill St., between the station and Ravenswood Ave. For more information, visit wbmrra.ning.com and facebook.com/wbmrra. Or e-mail westbaylines@gmail.com.

Enjoy the fellowship and learning experiences of a club near you



Web Announcement
 By Gus Campagna,
 Manager, PCR
 Publications Department

New pages added to the Website. We are in the process of adding a page to display Layout Stories. We are seeking submissions from layout owners to tell the story of their layout. Details are on the page about what we are looking for. Check out the Layout-stories page on www.pcrnmra.org

We not only welcome your input here at the *Branch Line*, we actively encourage it!

In fact, may we say that we go so far as to solicit your input?

If you have a small article you would like to submit for publication, or even just an idea for an article, please let us know. We will be happy to work with you.

Just contact our editor, Chip Meriam, at:

chipmeriam@comcast.net

We're looking forward to hearing from you!





NATIONAL MODEL RAILROAD ASSOCIATION, INC.

Wow! Did you know there's a new NMRA Member Benefit?

It's the NMRA Partner Program!

Model railroad manufacturers are partnering with the NMRA to offer discounts to NMRA members.

Current members log in to www.nmra.org. At the Members Menu, go to the NMRA Partnership Page to see who's on the list, discounts offered, and how to order. New Partners are coming on board every month, so check back often.

If you're not yet a member, here's another great reason to join and get more fun from your hobby with a membership in the world's largest model railroad organization.

www.nmra.org

A proud Partner with



The best gift card you'll ever give.

(Or receive!)

When you give the gift of an NMRA membership, you're giving someone a gift they can use all year long. From accessing our online photo archives to getting special deals on books, to attending Division and Region meets, an NMRA member has a wealth of benefits to take advantage of.

We'll send your new member a membership card, then bill you separately. Call HQ for details and ordering. Allow 4 weeks for processing.

Perfect as a gift for holidays, birthdays, graduations, Fathers Day, Mothers Day...even Valentine's Day!

This year, give a card they'll treasure all year!



We make it even more fun.

www.nmra.org
423-892-2846