



Sugar Pine Centennial Convention Plans Progressing

by Chuck Harmon, MMR®

Convention Publicity Chairman

At a recent 2021 PCR convention committee meeting bonus drawings for outside tour registrants were finalized, the banquet keynote speaker was announced, a list of planned clinics was presented and Non-rail activities were discussed. Several volunteer positions still need to be filled.

The Sugar Pine Centennial 2021 convention is now offering a bonus for registrants who sign up for either the Hillcrest and Wahtoke or the Yosemite Mt. Sugar Pine Railroad excursion. Anyone who registers by December 31, 2020 and signs up for the Hillcrest and Wahtoke Railroad tour will be entered in a drawing to get to operate the steam locomotive

(under the supervision of one of the railroad's engineers.) Those who register by December 31, 2020 and sign up for the Yosemite Mt. Sugar Pine Railroad tour will be entered in a drawing for one of two cab rides in the Shay locomotive. An additional benefit for beating the December 31st deadline is that the "early Bird" registration fee of \$80 expires then and goes up to \$85.00. If already registered, order excursion tickets on your Reg Fox account to be included in the drawings.

The Hillcrest and Wahtoke Railroad tour will take place on Wednesday, April 21st, the day before the start of the convention. The Hillcrest and Wahtoke Railroad is located near Reedley, about a half-hour drive from the hotel. Participants will need to provide their own transportation to the railroad. Dinner is included with the \$35.00 extra fare. Besides a train ride, there will be a tour of the Hillcrest shops, well-known for its restoration of Disneyland Railroad equipment.



see "Convention" - page 10

Category	Personnel	Phone	Email
Officers, BOD	President, Chris Palermo Vice-President, Frank Markovich, MMR Treasurer, Bob Osborn Secretary, Chip Meriam Director - Daylight, Ed Merrin Director - Coast, Lisa Gorrell Director - Sierra, Jim Collins Director - RED, Giuseppe Aymar, MMR	650-208-3150 408-505-2727 925-519-6016 530-899-2609 707-542-3620 925-228-4429 209-566-0935 707-291-0701	PCRPREZ@nmra.org frank@frankmarkovich.com brakemanbob@yahoo.com chipmeriam@comcast.net edmerrin@comcast.net snrylisa@gmail.com jimcol51@gmail.com giuseaymar@aol.com
Administration	Manager, Chris Palermo Budget and Finance Committee [President, Vice-President and Treasurer] By-laws and Manual Committee, (vacant) Nomination Committee Chair, Dave Connery, MMR Ballot Committee, Jim Provenza Honors Committee, Ray deBleck Storekeeper, Ted Moes Audit Committee, John Houlihan Historian, Dave Connery, MMR	650-208-3150 925-735-0134 415-472-6715 510-521-9778 510-749-7099 559-435-0874 925-735-0134	PCRPREZ@nmra.org dgconnery@sbcglobal.net rrjim@aol.com RaydBCS@aol.com ted@tjmoes.com oscalejohngmail.com dgconnery@sbcglobal.net
Membership	Manager, Doug Wagner Member Services, Bob Ferguson Member Aid, Rod Smith Education (vacant) Special Interests, Seth Neumann	661-589-0391 925-228-6833 510-657-3362 650-965-4687	CarlDW@aol.com BobPCRCD@aol.com Railgeezzer@aol.com sneumann@pacbell.net
Pubs.	Manager, Gus Campagna Editor, Chip Meriam Webmaster, Dave Grenier Chief Marketing Officer, Pete Birdsong, MMR	707-664-8466 530-899-2609 408-431-8989 859-552-5467	campgus@earthlink.net chipmeriam@comcast.net pcrWebmaster@pcrnmra.org rrpetteb@gmail.com
Conv.	Manager, Tom Crawford 2021 Fresno, Bill Scott Walter Mizuno 2022 Redwood Empire Division	510-790-0371 559-298-7715 559-977-8577	tom@thecrawfordfamily.net spc2021chair@pcrnmra.org spc2021chair@pcrnmra.org
Contest	Manager, Pat La Torres Daylight Division, Chuck Harmon, MMR Coast Division, Jim Eckman Sierra Division, Gary Ray RED, Giuseppe Aymar	650-793-7402 559-299-4385 650-996-6728 530-990-1276 707-291-0701	duhnerd@pacbell.net harmonsta@yahoo.com jim_eckman@roninengineer.com Gerber1926@gmail.com Giuseaymar@aol.com
AP	Manager, Jack Burgess, MMR Daylight Division, Dave Grenier Coast Division, Earl Girbovan Sierra Division, Dave Bayless RED, Giuseppe Aymar, MMR	510-797-9557 408-431-8989 650-248-9255 530-613-5784 707-291-0701	jack@yosemitevalleyrr.com grenida@pacbell.net egirbovan@netzero.com davebayl@pacbell.net Giuseaymar@aol.com
Daylight	Superintendent, Mike O'Brien Clerk / Paymaster, Bob Sexton Editor, Chuck Harmon Contest, Chuck Harmon Achievement, Dave Grenier Membership, Doug Wagner Member Aid, Bob Pethoud Webmaster, Dave Grenier	661-654-0748 559-325-7528 559-299-4385 559-299-4385 408-431-8989 661-589-0391 559-438-7705 408-431-8989	obsmobile@msn.com geezerbob5591@sbcglobal.net harmonsta@yahoo.com harmonsta@yahoo.com grenida@pacbell.net CarlDW@aol.com pethoud@comcast.net grenida@pacbell.net
Coast	Superintendent, Phil Edholm Clerk, Brian Booth Paymaster, Bob Ferguson Editor, Pete Birdsong, MMR Contest, Jim Eckman Achievement, Earl Girbovan Membership, Ronnie LaTorres Member Aid, Rod Smith Webmaster, Pete Birdsong, MMR	408-832-5618 925-324-2181 925-228-6833 859-552-5467 650-996-6728 650-248-9255 510-317-7456 510-657-3362 859-552-5467	pedholm@pkeconsulting.com carcrazy832@yahoo.com BobPCRCD@aol.com rrpetteb@gmail.com jim_eckman@roninengineer.com egirbovan@netzero.com veronicashadlow@yahoo.com Railgeezzer@aol.com rrpetteb@gmail.com
Sierra	Superintendent, Chip Meriam Clerk, Dave Fryman Paymaster, Al Rowe Editor, Chip Meriam Contest, Gary Ray Achievement, Dave Bayless Membership, Jim Collins Webmaster, Gus Campagna	530-899-2609 925-360-1377 916-961-9911 530-899-2609 530-873-0626 530-613-5784 209-566-0935 707-664-8466	chipmeriam@comcast.net fryperson@hotmail.com hofunar@aol.com chipmeriam@comcast.net gerber1926@gmail.com davebayl@pacbell.net jimcol@charter.net campgus@earthlink.net
RED	Superintendent, Scott Lockhart Clerk / Paymaster, Dave Grundman Editor, Scott Lockhart Program, Al Merkrebs Contest, Giuseppe Aymar, MMR Achievement, Giuseppe Aymar, MMR Membership, Gus Campagna Webmaster, Gus Campagna	707-775-9889 707-584-1964 707-775-9889 707-953-5358 707-291-0701 707-291-0701 707-664-8466 707-664-8466	scottnl1947@gmail.com dave_pat_1999@yahoo.com scottnl1947@gmail.com alm@sonic.net Giuseaymar@aol.com Giuseaymar@aol.com campgus@earthlink.net campgus@earthlink.net

The Branch Line
The Official Publication of the
Pacific Coast Region/ National
Model Railroad Association

Vol. 77, No. 4 4th Qtr, 2020

The Branch Line is published quarterly to inform members of Region activities and to provide educational articles for the advancement of railroad history and the art and science of model railroading. It is distributed to members of the Pacific Coast Region. Electronic versions are posted on the website, www.pcrnmra.org.

Copyright 2020, Pacific Coast Region, National Model Railroad Association. Permission to reprint granted to all affiliates of the NMRA. Others may request permission to reprint from the Editor:

Chip Meriam
 2260 Cherry Glenn Court
 Chico, CA 95926
 Phone (530) 899-2609
 e-mail: chipmeriam@comcast.net

All comments about materials contained in the BRANCH LINE should be mailed directly to the PCR Publications Manager, 1915 William Drive, Penngrove, CA94951.

Inquiries regarding membership application, renewal, or change of address should be directed to the NMRA, P.O. Box 1328 Soddy Daisy, TN 37384-1328.

Branch Line
Deadlines for 2020

JAN-FEB-MAR 2021 issue

Articles due by
December 10, 2020

APR-MAY-JUN 2021 issue

Articles due by
March 10, 2021

JUL-AUG-SEP 2021 issue

Articles due by
June 10, 2021

OCT-NOV-DEC 2021 issue

Articles due by
September 10, 2021

Please direct questions to the
 PCR Publications Manager,
 Gus Campagna at
campgus@earthlink.net
 Or phone (707) 664-8466

Contents

Reports

From the President.....4
 From the Vice President.....6
 From the Editor.....7
 Membership Missives8
 Sugar Pine Centennial Registration Form.....11
 Clinicians Wanted.....13
 Last Run - Dr. Denny Anspach.....14
 Helper Service.....15
 Achievement Report.....16
 SIG Report.....20
 Daylight Report.....36
 Coast Report.....38
 RED Report.....39
 Sierra Report.....43

Feature Stories

Sugar Pine Centennial.....1
 The Answers Are Out There.....19
 Nicasio Noodlings.....22
 Spar Pole & Hayrack Boom.....24
 Tales Of The Santa Cruz Northern.....28
 Multi-Scale Modeling.....30
 Looking Back.....32

Regular Goodies

Call Board.....2
 Statement of Publication.....3
 Membership Tracker.....3
 Welcome New Members.....8
 NMRA Membership Renewal Form.....18
 Time Table.....44
 Membership Gauge.....45
 In Memoriam.....45
 Club Information.....47
 Web Announcement.....51

PCR Membership Tracker

<u>Division</u>	<u># Members</u>
Coast	388
Sierra	249
Redwood Empire	127
Daylight	108
Total PCR Members	872



By Chris Palermo

Autumn is upon us and looking back over summer we have much to be proud of here in Pacific Coast Region. June saw a bumper crop of Achievement Program awards conferred on PCR members. Congratulations to Alfred Malick and Jesse Walden for earning the Golden Spike Award, to Jon Schmidt for achieving Master Engineer Electrical, and to Stanley Keiser for receiving Association Volunteer. All were recognized in the September 2020 issue of NMRA Magazine. Great job everyone!

In late summer we also began internal discussions to organize a region-wide database of layouts that are available within the region for division layout tours. This information will not commit any layout owner to anything but will provide a consistent way for division leaders and convention host committees to access layout information that they otherwise must find every year. Our broad vision is a searchable online database that will include layout descriptions, owner contact information, photos, and access information. Appropriate security controls including members-only password login are expected to be essential, and even with those controls, I expect we will omit sensitive details such as the layout owner's address. This effort is in the early discussion stages with Mike O'Dorney of Coast Division, who had completed substantial work on layout tours for our canceled 2020 PCR convention and to whom we are grateful for those efforts. Please contact Frank or Mike if you have ideas or wish to advance this coordinated effort.

Several of our divisions have held recurring virtual online meetings that have included clinics, layout tours, discussion, and other fellowship. Several of these have attracted non-members for a peek into the rich trove of information and experience that our members have to offer. I am grateful to all our division leaders, and the presenters and moderators of these meetings, for their contributions. Your officers and Board members are planning more PCR-wide virtual meetings and we will have announcements soon. If you can contribute a clinic or layout tour, please get in touch with me or Frank.

While virtual meetings have worked well, I've been contacted by two divisions asking when and how we can resume holding in-person meetings. After consultation with the Board of Directors, we've reached the difficult decision to suspend in-person meetings until at least January 2, 2021, subject to changes in government orders, health statistics, and the legal liability situation. We made this decision based on three main factors.

First, the health of our members must always be a significant factor in deciding where and how we can meet. Right now, it's hard to know whether a conventional division or PCR meeting has acceptable risk. The present public health situation is evolving continually, and we will continue to monitor the situation in the coming months. Second, public health orders do not clearly authorize us to hold meetings. PCR is organized as a California nonprofit corporation. Divisions are informal organizations of members of the corporation and are not organized as separate legal entities. Legally, divisions are likely to be viewed as unincorporated associations, or general partnerships. In any case, states and counties are likely to view PCR and divisions as a non-essential business that is not presently allowed to operate. Finally, legal issues also have emerged as a significant concern in recent months. There can be no assurance that PCR or divisions would not face legal liability concerns if a member could prove that gross negligence by PCR or divisions caused the member to get sick. Asking members to sign liability waivers cannot remove this risk. At least in California, a waiver does not release a business from liability for harm arising from gross negligence. Based on all this, the Board has taken the following policy decision.

1. The region and its divisions shall not hold in-person meetings until January 2, 2021, unless advised otherwise before then. This decision will be reevaluated no later than December 1, 2020.
2. To be clear, designations like "PCR meeting," "Coast division meetup," "Daylight division event," "organized by Redwood Empire Division or PCR," or similar designations that refer to PCR, or any division name, cannot be used to organize or promote an in-person meeting.
3. However, individual members always are free to organize personal meetings with others, in their own name on a personal basis and without association with PCR or a division. Examples might include operating sessions at home, round-robin group meetings, meetings to build models in a shop, home, or garage, and so forth.
4. A visit by up to two members of PCR or a division, acting as authorized Achievement Program evaluators, to another individual member—thus, a maximum of three people—for the purpose of evaluating models, scenes, or other work for a Merit Award or AP Certificate, is considered outside this policy. In every such visit, the AP evaluators and the host modeler shall adhere to any applicable state and county health orders.

Continued on page 5

From The President ct'd.

Consistent with the foregoing, our next Board of Directors meeting will be an online virtual meeting; details are forthcoming.

Our expanded use of virtual meetings, some of which have attracted non-members, has also called into question how we enforce NMRA's "Three Strikes" policy. Under this policy, non-members are welcome to participate in up to three (3) NMRA events. After the third event, NMRA requires the non-member to become a member as a condition for future participation. Counting the "three strikes" for any particular non-member is an aspect of membership management, and our Member Services Chairperson Bob Ferguson has graciously agreed to serve as the custodian of records. For division events, each division Chief Clerk, or their designee, is asked to have a sign-in sheet or take roll at events, and report the names of non-member attendees to Bob. For PCR conventions, after the close of the convention, the Registrar is asked to send a list of non-member registrants to Bob. Moderators of such events should help identify non-members, for example, by opening the meeting with a cheery greeting, "Welcome everyone, especially our guests and non-members. Would anyone who is not a member of NMRA please identify yourself so we can say hello?" They may or may not respond but it would help the person recording names. When Bob notes that someone has attended three events, he would consult with the Membership Department chair to decide who will contact the person and ask them to join. Divisions are asked not to use harsh measure to bar non-members from attending, but to consult with membership leaders about what to do. We welcome non-members and want them to experience our events, but in fairness to paying members, we ask non-members to apply for membership before attending a fourth event.

These logistical issues are challenging all of us during an unprecedented year for our organization. I wish to thank our hardworking division leaders for their dedication in organizing and running events over the past six months since lockdown orders began. Regrettably, we recently accepted the resignation of John Houlihan who had served Daylight Division as Chief Clerk and Paymaster. John enjoys one of the longest terms of membership in PCR among all our members. Please join me in thanking John for his services, and if you can help Daylight in either position, please contact Mike O'Brien or Ed Merrin.

Our national organization also needs your service. Right now, the position of At-Large North American Director is open for nominations and all PCR members are within the eligible territory. If you believe you meet the qualifications for a national director office, please consult the qualification criteria on NMRA's website and contact one of the nomination chairs to discuss the matter. Other positions are also available and I encourage you to look closely at the national organization for service opportunities. Thank you and happy modeling.



IMPORTANT !!!!

Have you changed your address or other membership information?
Notify Headquarters
Email: nmrahq@nmra.org
Phone: 423-892-2846 (8am—4pm ET)



By Frank Markovich, MMR

The clinic will be on “Weathering” with an emphasis on wood and metal. I will demonstrate many of the techniques. I will use a studio setup for the audio. The plan is to do it in my layout room. Chris Palermo will be helping with running the camera, etc. Some of the topics I will cover:

1. How to finish wood in layers - paints and stains and when to use.
2. Distressing wood - both with lots of detail and then just quick and easy.
3. Peeling paint - various ways - advantages and disadvantages to each.
5. Metal - this includes rolling stock, vehicles, and detail parts.
6. How to layer on metal. Seems backwards but starting with a basic rust and building on that.
7. Will cover paints, stains, powders, pan Pastels, rusting acids etc. Safety will be stressed.
8. Flattening finishes - the do and don'ts.
9. What we can do now that Floquil is no longer produced.

If you want to work along with me on some of the techniques please have handy the following:

1. Healing mat or similar.
2. Hobby knife with #11 blade or a scalpel.
3. A few pieces of strip-wood. If possible stain some with a light gray stain.
4. A couple of inexpensive brushes.
5. A pin vice with an assortment of small drills.
6. Toothpicks – round is best but not required.
7. White glue or carpenter's glue.
8. Old rag – t-shirt best – can be cut into small strips.
9. Some fine sand or salt.
10. Rubber cement – not required can substitute masking tape.

NOTE: Chris Palermo will contact PCR members with viewing details prior to the clinic.

I know that most of you are sheltering like me. My wife and I are getting out more and more but being careful. I hope this ends soon so we can get back to normal and I assume most of you also hope that things get at least close to normal soon.

Achievement judging can be done remotely for all but a couple of categories but for those the NMRA will allow some onsite judging for Structures, Cars and Motive Power. Contact me if interested.

We won't be able to meet in person until next year. I am hoping that we can meet for the Fresno Convention and for me the West Side Reunion and the Sierra Seminar. Then we have the NMRA National.

Thank you and happy modeling!

If you have comments or ideas contact me at frank@frankmarkovich.com

Frank.



Virtually Everything

A common thread weaves its way through the various articles and stories in this issue. You'll find references to ZOOM®, Facebook®, YouTube®, on line, and social media in columns from Chris Palermo, Frank Markovich, Doug Wagner, Seth Neumann, and each of the Division Reports. Not surprisingly, Cinthia Priest also has a lot to say about this virtual environment in her "Observation Car" column in the October issue of *nmra magazine*. In other words, virtually everything is going virtual - everywhere.

If you haven't yet participated in any of these virtual activities, there's no better time to get started than right now. Cast away the "ZOOM Jitters" and jump in. The Redwood Empire Division has included a list of on line resources as part of their division report. See the list on pages 41 and 42.

I also call your attention to the "From The President" column, in which Chris Palermo cites the PCR "Member To Member" policy. As we should all know by now, all PCR events, including division activities, are on hold until January of 2021. However, be sure to note item #4, which offers guidelines for in-person visits by authorized Achievement Program evaluators.

Again, our Membership Chair has thrown the Branch Line editorial staff another bone:

*"And come to think about it, I can't be the only person constructing a layout in the Pacific Coast Region, am I? So come on, let's see some photos of your layout - either complete or under construction. Just contact **Branch Line** editor, Chip Meriam, and he'll get you all lined out on submitting stuff to him concerning your layout. We **DO** want to see your layout!"* Thanks, Doug!

And speaking of submissions to the Branch Line, we welcome new contributors Jon Schmidt (page 21), and Ben Hughes (page 24).



Chip Meriam, Editor



In the October 2019 issue of the Branch Line, we ran this photo of our 2019 convention box car on the layout of John Brown, MMR, of Ontario, Canada. You may recall that this shot mimics a similar photo of the same C&O trestle published, with an article by Mr. Brown, in the May 2019 issue of *NMRA Magazine*.



Alas! The same car makes another cameo appearance in front of the Mankin-Cox building in Thurman, WV, as depicted on Mr. Brown's layout. It just so happens that the Mankin-Cox building was the subject of another John Brown article that appeared in *Model Railroader* in December 2019.



Membership Missives

by Doug Wagner, PCR Membership Manager



Dougie's Layout Odyssey

Still Crazy After All These Years

The lesson for today concerns Sir Isaac Newton's first law of physics which states, in part, *"that Inertia is the tendency of a body in motion to remain in motion."* But more about that, later (yeah, I know - I can't wait, either).

I figured for this month's article I would throw out the "Normal" Membership article and try something else. I mean, how many times can I ask for your emails, for cryin' out loud? Heh, I thought I would have received a few "harrumphs" for that announcement, but quoting this country's greatest state governor, ever, Governor LePetomane, *"I didn't get a 'harrumph' out of that guy!"* (Mel Brooks fans will get it).

Anyhoo, it has been a while since I wrote anything concerning my N scale home layout. The simple reason for that is I have not done anything to it - until recently. Oh, I had piddled around with it the last 3 years since the PCR 2017 Bakersfield Convention, but nothing serious. In fact, I did not complete installing all the track work until June, of 2019. I was mostly maintaining my huge inventory of locos and rolling stock to the point that it became a full-time job (and I know I'm the ONLY one who has that problem) and no work was being accomplished on my layout. Even though I had a fully functioning layout with all the track in, all turnouts operational and DCC system working, what I had was merely a test track for my locos and rolling stock.

Then along came March 2020, and as you all well know, the "Stuff" hit the fan. Seems like **EVERYTHING** shut down. Being the civic-minded citizen that I am(?), I figured it was my civic duty to give the experts the 2 months of quarantining that they were suggesting to "flatten the curve". Besides, my wife being a schoolteacher, and herself having to educate via the Internet, 2 people can spend only so much time in close proximity to each other (your mileage may vary on that one). And with my wife's asthma, which put her smack on the Covid-19 "hit list", I promised her that I would not step foot inside the Golden Empire Historical and Modeling Society clubhouse and chance bringing something home - also for the next 2 months. So, with all that "extra" time on my hands, what was I to do? Heh, I know, instead of putting in all that time that would have normally gone to working on the GEHAMS N scale layout, I can now get myself back to working on my home layout. What a concept! One of the many excuses that I was using for not working on my home layout, was that after putting in a full day, on every Saturday, working on the club's layout, I did not even want to see anything else concerning model railroading!

Well, despite my wife's virtual educating her students using ZOOM, and with all these postings from the other NMRAs that they were hosting ZOOM meeting clinics, all I knew concerning ZOOM was how to spell it. You folks know me: I can send out a whole lot of emails, but when it comes to Social Media, I don't want to get involved. First off, you have to be "social", which I ain't!

Well, one day, fellow Daylight Division member, Robert Sexton, of Fresno, sent me an invite to join other model railroaders in a ZOOM meeting to discuss anything model railroading. Seems the model railroaders in Fresno met every Tuesday evening at another modeler's home to help work on trains, layouts, or whatever model railroading.

Welcome Aboard ! PCR's Newest Members

Member	City, Sate	Date Joined
Daylight		
Ted Staff	Tehachapi CA	6/8/2020
Ed McCue	Visalia CA	6/17/2020
Coast		
Kiran Kaja	Sunnyvale CA	7/6//2020
Robert Gardyne	Oakland CA	8/12/2020
John Ungar	San Francisco CA	8/25/2020
Sierra		
Kenneth Horne	Turlock CA	6/22/2020
Cory Swank	Sonora CA	7/1/2020
Michael Dunston	Sonora CA	7/6/2020
Redwood Empire		
Richard Mossholder	Santa Rosa CA	8/17/2020

Continued on page 9

Membership ct'd.

Well, when March came around, that came to a temporary halt. Thus, the ZOOM meetings from Fresno began. So there I was, sitting in on my very first ZOOM, using my headphones that I have not used since 2017 for the Skype meetings we held for the 2017 PCR Bakersfield Convention. During the ZOOM meeting, everyone else was showing off all their neat stuff and layouts. When it got to my turn, what did I have to show? A 12-foot work-bench strewn with locomotive and rolling stock parts. And what I did not have room for on my work bench, I had thrown on top of the layout! Talk about embarrassing! So, upon conclusion of the ZOOM meeting that evening, I figured I had one week to change things around. Now I was motivated! I started taking triage on my rolling stock and locos and organized the parts to



Looking North Towards Lindsay



Downtown Porterville Business District
(with station 51 paramedics from '70s TV series, *EMERGENCY*)

create a boneyard of parts. I mean, I am modeling Santa Fe on the Porterville-Orosi Branch, in the late 1940's to early 1950's, so what was I doing spending so much time on a SOO Bandit GP40 that was giving me fits? In the boneyard it went!

Now I had cleaned up my workspace and it was on to the next step - a layout I had essentially not done anything to in a year! Since I have been researching operations and wanted to get some scenery on the layout, I started with my best operational and scenery candidate on the layout, the City of Porterville. I know I'm working backwards, starting with the most difficult project, as Porterville is my biggest conglomeration of structures and streets and/or roads. But that is what I enjoy most about model railroads - constructing structure kits. And since I had been accumulating kits for 33 years, it was time to pull them off the shelves, and get to work putting these kits together, to finally construct that quaint little town that I have always wanted, with a local rumbling through, and switching out the local industries. I have posted some of my progress with a couple of photos, with this article. Porterville is not anywhere near finished, by any stretch of the imagination, but I am **FINALLY** making progress. I will keep you folks informed by having an article on my layout every quarter in the *Branch Line*. And come to think about it, I can't be the only person constructing a layout in the Pacific Coast Region, am I? So come on, let's see some photos of your layout - either complete or under construction. Just contact *Branch Line* editor, Chip Meriam, and he'll get you all lined out on submitting stuff to him concerning your layout. We **DO** want to see your layout!

Oh, and about that lesson for today, you can also add "*motivated.*" First off, I got motivated by sitting in and chatting with other model railroaders and now I set goals each week - between ZOOM meetings - to get things accomplished on the layout. Currently it is Porterville that is getting all my attention. I am also setting up operations, but that will be a whole different article. So, get in and chat with fellow model railroaders, as you have a wealth of information that you can draw on. After all, that's why a lot of us joined the NMRA! And as far as today's lesson, concerning Sir Isaac Newton's law of physics, get some Inertia going concerning your modeling. Once you get moving it's hard to stop!

Until next time, may all your signals be green, and all your trains be on schedule!



Looking South Towards Bakersfield




Looking Across Putnam Avenue At The Santa Fe Depot And Water Tower Behind City Hall



“Convention” from page 1

The Yosemite Mt. Sugar Pine Railroad tour will be held on Thursday, April 22nd. A bus will pick up participants at the hotel and return in the evening. The \$95.00 extra fare includes the bus trip, train ride and dinner. This event is limited to 40 people, so get your registration in early. The railroad is located near Fish Camp in the Sierra Nevada. Participants are to take the bus rather than drive.

The members of the Daylight Division are proud to present the Sugar Pine Centennial 2021 Pacific Coast Region Convention from Thursday, April 22 through Saturday, April 24, 2021.



The keynote speaker at the banquet will be Mike Osborn, who has served as a switchman and conductor on the Southern Pacific, then on the Union Pacific, in Southern California. Mike was scheduled to speak at one of the recently cancelled railroad conventions and has agreed to bring his fascinating experiences of “workin’ on the railroad” to our banquet on Saturday night, April 25th.

Clinic chairman Bruce Morden presented a list of current clinics. Bob Chaparro plans to present multiple clinics on layout and rolling stock detailing, and citrus operations. Robert Pethoud will cover the basics of steam locomotives and the construction and operation of a portable switching layout. Jeff Johnson’s two presentations will cover modeling the Sugar Pine Lumber Company and Minarets & Western Railway, and scratch building / kit bashing when modeling a little-known prototype. Doug Wagner will give a presentation on the Sunset Railway. Bruce Morden’s presentations will cover tree modeling and the use of Sanborn Maps for layout design. Seth Neumann will gather SIG members for a roundtable discussion.


Non-rail activities will include participation in the Arts and Crafts contest, as well as other categories, a luncheon, the non-rail hospitality room and a shopping tour. The convention committee is hoping that someone will volunteer to coordinate these activities.

If you wish to participate as a volunteer at the convention, contact Walter Mizuno at <http://www.pcrnmra.org/conv2021/volunteers.html>.

Continued on page 11

Non-rail activities will include participation in the Arts and Crafts contest, as well as other categories, a luncheon, the non-rail hospitality room and a shopping tour. The convention committee is hoping that someone will volunteer to coordinate these activities.

If you wish to participate as a volunteer at the convention, contact Walter Mizuno at <http://www.pcrnmra.org/conv2021/volunteers.html>.



SIZE	COST
Small	\$28.00
Medium	\$28.00
Large	\$28.00
XL	\$28.00
2XL	\$30.00
3XL	\$32.00
4XL	\$34.00
5XL	\$36.00
Includes CA state sales tax	

This year's convention shirt is a 5oz. 65% poly/35% cotton pique, mint green polo shirt with the convention logo embroidered on the left side. It is available in sizes small to 5X and has flat knit collar and cuffs, metal buttons with dyed-to-match plastic rims, double-needle armhole seams and hem, and side vents.

<http://www.pcrnmra.org/conv2021/>

The Sugar Pine Centennial 2021 PCR Convention hotel is the Wyndham Garden Fresno Yosemite Airport, 5090 East Clinton Way, Fresno, conveniently located adjacent to the Fresno Yosemite International Airport. This facility offers modern comfortable accommodations and complete convention services under one roof.



REGISTRATION FORM ON NEXT PAGE





Sugar Pine Centennial 2021

PCR/NMRA 2021 Convention
 Hosted by the Daylight Division
 Wyndham Garden
 Fresno Yosemite Airport
 5090 East Clinton Way, Fresno, CA
 April 22—24, 2021

RETURN FORM AND PAYMENT TO:

NMRA / PCR
 c/o Doug Wagner
 14008 Tierra Blanca Ave
 Bakersfield, CA 93314

E-mail: SPC2021registrar@pcrnmra.org

Website: <http://www.pcrnmra.org/conv2021>

Visit website to pay with PayPal or credit card

Please Print

Registration Form

Last Name		First Name		Name for Badge		
Address			City		State Zip Code	
Home Phone		E-mail Address			NMRA #	
Registration Type (Please check one) <input type="checkbox"/> Model Railroader <input type="checkbox"/> Non Rail or Spouse <input type="checkbox"/> Youth <input type="checkbox"/> Child <input type="checkbox"/> Day				NMRA Region (if other than PCR)		
Available to Volunteer on <input type="checkbox"/> Thursday <input type="checkbox"/> Friday <input type="checkbox"/> Saturday Times:						
I can help More. Have a Volunteer Coordinator contact me <input type="checkbox"/>						
Primary Scales and Interests		<input type="checkbox"/> HO <input type="checkbox"/> N <input type="checkbox"/> Z <input type="checkbox"/> S <input type="checkbox"/> O <input type="checkbox"/> G <input type="checkbox"/> Narrow Gauge <input type="checkbox"/> Other:				
What railroad(s) do you model?						
ADDITIONAL REGISTRANT LIVING AT SAME ADDRESS (Use another form for more than 1)						
Last Name		First Name		Name for Badge		
Registration Type (Please check one) <input type="checkbox"/> Model Railroader <input type="checkbox"/> Non Rail or Spouse <input type="checkbox"/> Youth <input type="checkbox"/> Child <input type="checkbox"/> Day				NMRA #		
Available to Volunteer on <input type="checkbox"/> Thursday <input type="checkbox"/> Friday <input type="checkbox"/> Saturday Times:						
I can help More. Have a Volunteer Coordinator contact me <input type="checkbox"/>						
Primary Scales and Interests		<input type="checkbox"/> HO <input type="checkbox"/> N <input type="checkbox"/> Z <input type="checkbox"/> S <input type="checkbox"/> O <input type="checkbox"/> G <input type="checkbox"/> Narrow Gauge <input type="checkbox"/> Other:				
What railroad(s) do you model?						
All Fares - except Day Fare - include clinics, layout tours and Saturday Banquet						
FARES: Please fill in QTY and Total						
				QTY	Unit Cost	Total
Early Bird Registration (Ends 12:00 AM - at midnight - 12/31/2020)					80.00	
Full Fare Registration (Begins 12:00:01 AM - 1 second after midnight - 01/01/2021)					85.00	
Non Rail or Spouse Registration (may be modeler)					65.00	
Youth Registration (12 - 18 years. Must be accompanied by an adult)					65.00	
Child Registration (Under 12 years. Must be accompanied by an adult)					30.00	
Day Fare (No Banquet) Thurs Fri Sat (\$30.00 for each day)					30.00	
Saturday Banquet Only					30.00	
Polo Shirt S M L XL					TBD	
Polo Shirt 2XL 3XL 4XL					TBD	
Sugar Pine Railroad Excursion					TBD	
Hillcrest Railroad Excursion					TBD	
Convention Car--HO scale Sugar Pine RR log car					TBD	
Join the NMRA		9 month Rail Pass(allowed one time only)			20.00	
		Full NMRA membership (includes monthly magazine)			78.00	
Payment by <input type="checkbox"/> Check** <input type="checkbox"/> Cash [Use website for credit card]					TOTAL:	
** Make Checks Payable to: "PCR / NMRA" No Refunds After March 30, 2021						

COME. LEARN. SHARE...

MODEL RAILROADING IS OUR PASSION

Have you learned a special technique for your model railroad or while building or weathering some of your rolling stock? Would you like to share some of that learning with other model railroaders? Please consider giving a clinic at a model railroad convention.

Sugar Pine Centennial 2021 Pacific Coast Region Convention will be held in Fresno, CA from Thursday, April 22 through Saturday, April 24, 2021. Bruce Morden, Clinics Chair for the convention, would love to hear from you that you have something to share.



We are planning for a full slate of 22 clinics. There will be two rooms of clinics on Thursday, Friday and Saturday. We are hoping for some hands-on clinics where you can practice your modeling skills or learn some new ones.

Clinics are typically 45 to 50 minutes long. If you have something to share, please contact Bruce at spc2021clinics@pcrnmra.org.



And if you really enjoy giving clinics and want to step up to the next level, the National NMRA Rails to the Bay convention is coming to Santa Clara July 4, 2021-July 10, 2021. Bruce is the clinic chair for the National as well so if you want to practice in Fresno you can present again in Santa Clara. You have more than a year to prepare. For Santa Clara, we are looking for clinics with a definite prototype flavor so anything about your favorite prototype is fair game. We are planning for over 250 clinics spread over the Sunday to Saturday run of the convention.

If you have an interest in presenting a clinic at Santa Clara, please contact Bruce Morden at bdmorden@sbceo.org

Last Run



Dr. Denny Anspach M.D., a highly esteemed member of the California State Railroad Museum Foundation Board of Directors, passed away on Sunday, September 20, 2020 at the age of 86 after a long battle with cancer. A passionate rail enthusiast, Dr. Anspach was instrumental in the vision for and creation of the California State Railroad Museum that opened in 1981.

Born in Chicago in 1934, Dr. Anspach was a graduate of Stanford University medical school, a retired radiologist in Sacramento (which included serving as Chief of Radiology at Sutter General Hospital), and Arden Park resident for 50+ years. While growing up in Chicago, Dr. Anspach had a fascination with railroads from a

young age and was committed to preserving their legacy over the course of his entire lifetime. After relocating to Sacramento, Dr. Anspach hosted a historic dinner in 1970 for California Governor Ronald Reagan aboard the Gold Coast, an occasion designed to win the governor's support for what would one day become the California State Railroad Museum. Ronald Reagan would later turn the first shovelful of dirt to signify the start of the construction of the museum.

"There is no question that we would not have the California State Railroad Museum without Dr. Denny Anspach, he was truly the 'Founding Father,'" said Cheryl Marcell, President & CEO of the California State Railroad Museum Foundation. "He was my guide, my historian, and my counselor in all things as I stepped into the role of President & CEO of the Foundation. I cherished our long breakfast meetings at The Sutter Club, our travels throughout the country and enjoyed listening and learning. He would often say that we shouldn't get bogged down by policies and procedures and if it was the right thing to do, we should just do it! He will forever be remembered for his passion and his dedication and we are all better human beings by knowing Dr. Denny Anspach."

Dr. Anspach was also the founding president of the Sacramento Trust for Historic Preservation and was the primary author of the nearly 200-page "California State Railroad Museum: Recommendations for Planning & Development" that was published in 1972 and served as the master plan for the world-class museum. He served as the unofficial but effective custodian of many prized locomotive and was instrumental in the relocation of the Gov. Stanford, the Central Pacific railroad's first locomotive that remains on display in the Railroad Museum. He was honored to serve as master of ceremonies for the grand opening of the California State Railroad Museum (that coincided with Railfair '81) at the Old Sacramento Waterfront.

"Dr. Denny Anspach was a public servant not by vocation but by advocacy," said Ty Smith, Museum Director for the California State Railroad Museum. "Over the last three years, I had the great pleasure of traveling, laughing, and learning with him. I came to understand that, although he had many interests, three things animated his life: his family, his work as a medical doctor, and his stewardship of the California State Railroad Museum. I intend to honor his legacy by putting my maximum effort into ensuring that the Museum will continue to help people imagine their futures, by understanding our collective past. Dr. Anspach has passed, but his good work is forever enshrined in the Museum and the community."

In 2014, the national Railway & Locomotive Historical Society presented Dr. Anspach with the prestigious Gerald M. Best Senior Achievement Award, named for the famed railroad historian. Up until his death, Dr. Anspach remained active on the Board of Directors of the California State Railroad Museum Foundation, an organization he helped to create, and served on its executive committee. He is survived by his wife Rev. Diane Wenhe, daughter Carolyn Smith and son-in-law Kenneth Smith, son David Anspach, granddaughter Anna Smith, grandson David Smith, and brother Dr. William Anspach. At the request of the family and in lieu of flowers, any remembrance donations should be made to the California State Railroad Museum Foundation.



Reprinted with permission from the California State Railroad Museum Foundation.



HELPER SERVICE

My name is Mike Hamlin, of the Sierra Division. My brother, a fellow model railroader, recently passed away. He left a large collection of N scale locomotives and rolling stock. Most items are brand new and never used, but they are not in the original boxes. Those that are not brand new were only used when he and his club went to shows.

Available for sale are:

1. Over 40 new and used DCC locomotives; including 25 BNSF, 10 UP, and a few assorted SP
2. Over 200 rolling stock; including over 100 box cars; 25 tank cars; 28 stack well cars; 50 covered hopper cars; misc flat cars with pipe loads; gondola cars; and trailer cars
3. Over 100 passenger cars; including California Zephyr, Amtrak car haulers; 40 Amtrak cars (including sleepers, dining, coach, dome, and baggage cars);
4. SP Daylight set, including locomotive w/17 cars
5. UP Excursion train, including locomotives, B units and 19 cars

I am currently working on a spread sheet with exact items and pricing.

If interested, call 530-515-3560 or email at Hamlin@snowcrest.net and ask for prices. If you call, leave a voicemail, as I screen calls from unknown numbers, and I will call you back.





Achievement Program - Master Builder - Prototype Models

By Jack Burgess, MMR, Manager, PCR Achievement Department

First, a correction is needed. In the last issue of the *Branch Line*, there was a discussion about virtual judging and evaluation of models and layouts for the Achievement Program. However, the National AP Chairman had already made a decision about virtual judging and evaluation of models (without telling regional AP Managers) and will not accept virtual judging of three categories—Motive Power, Cars, and Structure. Those models must be judged in person. All other categories (Master Builder - Scenery, Master Builder - Prototype Models, Model Railroad Engineer - Civil, Model Railroad Engineer - Electrical, Chief Dispatcher, Association Official, Association Volunteer, and Model Railroad Author) can be judged remotely if needed.

This month we will talk about the requirements for Master Builder - Prototype Models. Like the other certificates, the full requirements for this category are available on the web at the NMRA site, www.nmra.org.

This was a natural category for me to qualify for but others may feel that it is the most challenging category in the entire AP program. However, I think that it accurately reflects the trend in our hobby toward more prototype models and layouts.

To qualify for the Master Builder - Prototype Models certificate, you must construct an animated or static model of a prototype scene containing at least six models of prototype equipment and structures. Of the six models, you must include at least four different models including 1) rolling stock; 2) a railroad structure; 3) a caboose or passenger car; and 4) motive power. Two of the required six models must be scratchbuilt and the remaining four models must be super-detailed. The prototype scene, with the six models in it, must be capable of winning a Merit Award, i.e., earning 87½ points.

While these requirements might seem very similar to the Master Builder - Scenery Category, the major difference that one might notice is that there is no minimum size requirement like there is for the Scenery category. Note too that the individual models do not need to be capable of winning a Merit Award. Instead, only the completed scene is judged but the entire scene must score a minimum of 87½ points. The prototype scene is judged using the following criteria:

- Terrain (35 points)
- Structures (35 points)
- Background (15 points)
- Lighting (5 points)
- Realism/Conformity (35 points)

In addition to building the models, you must submit 2 sets of photographs (or a video tape presentation) that will document the prototype being modeled and the model itself. In other words, you need to describe in photos and text how you have duplicated the prototype scene. You also need to prepare a written description which, along with photographs and possibly maps, shows how the modeled scene replicates the actual prototype scene. Include in the written description the intended setting of the model railroad and describe the scenic details used to achieve the desired effect. If at all possible, take pictures of your model that are from the same angle as pictures that you have of the prototype. That way you can have side-by-side pictures showing how well you have recreated the scene you are modeling. If you drafted your own building plans, include them along with a description of how you developed them. This is one category in which you cannot have too much documentation! Obviously, you need to model a scene for which you can supply prototype photos. Those same photos are essential to your modeling efforts.

Assuming you have all the required and specified items in the modeled scene, the assessment really comes down to “two” (sometimes more) photographs...one of the prototype scene and one of the model scene. If the assessment is that they are very close to each other (and the assessed score is Merit level), then you have satisfied the criteria. Reasonable selective compression is acceptable as none of us has the room to model prototype distances easily. Know that all of the items being modeled do not need to be in the same prototype photo. One prototype photo might show the scene and buildings and another photo might show the equipment at a different location.

Continued on page 17

Achievement Program ct'd.

While the AP category might seem daunting to some, I see it instead as simply documentation of the ever-growing prototype approach to the hobby. For example, assume that you build some rolling stock, a structure or two, and a locomotive, of which two or three are scratchbuilt, all based on actual prototypes. If you enter each of them in a Divisional, Regional, or National modeling contest, so much the better....if they score Merit Awards, these awards can be used toward the other categories for Cars, Structures, and/or Motive Power. Then build up a module or diorama (or better yet, a portion of your layout) to duplicate a specific scene which could include these models (especially the structures!) and you might be on the road to award of this AP category. However, I must warn you (with tongue in cheek) that prototype modeling is addictive! First you find a few photos of your favorite prototype, then you find that you need more information, and you soon find that you are hooked!

Once you have satisfied all of the requirements, submit a Statement of Qualifications (SOQ) which includes the required descriptions and photos. Send the completed SOQ to your Divisional AP representative, **along with a photocopy of your NMRA membership card** and you are on your way toward another certificate!

Certificate of Achievement awards since the last issue of the *Branchline*:

- Stanley Keiser for Association Volunteer
- Jon Schmidt for Model Railroad Engineer – Electrical
- Dave Adams for Model Railroad Author
- Robert Osborn for Chief Dispatcher
- Robert Osborn for Association Volunteer

Congratulations to all of you!

If you are interested in the AP Program or Golden Spike Program, contact me for more details. My phone number, address, and e-mail address are listed in the Call Board on Page 2.



Improve your modeling with a few sheets of paper.

That's exactly what happens when you participate in the National Model Railroad Association's Achievement Program. One Merit Award here, another there, and pretty soon you're on your way to becoming a Master Model Railroader. All the while learning and having a ton of fun.

The Achievement Program is modelers helping modelers become better modelers and get the most out of their hobby. And it's yet another benefit of NMRA membership.

Visit www.nmra.org. Then improve your skills. And your hobby.

We make it even more fun.
www.nmra.org
423-892-2846

The advertisement features a stack of several Merit Award certificates on the right side. The certificates are cream-colored with gold borders and contain the NMRA logo and the word "MERIT". One certificate at the bottom of the stack is partially visible, showing the word "Certificate" and "Model R". The NMRA logo is a blue square with a white circle and the text "nmra.org".

The Answers Are Out There By Robert Pethoud

One-Turnout Operating Session



Frank Ellison, Jack Work, and Gib Kennedy were a few of the superstars of model railroading several decades ago. I still treasure the many articles they authored, which represented the state of the art in the hobby “back in the day.” Still inspiring five or six decades later, their projects cause me to wonder whose work today will stand the test of time. One such modeler and author who comes to mind is Lance Mindheim. For realism and esthetic appeal, his work of the last several years is, in my opinion, unexcelled.

Mr. Mindheim’s recent article, entitled “All you need to know in four square feet” (*Model Railroader*, August 2020, pp. 48-51), encourages newcomers to our hobby to learn basic skills by constructing a one-turnout HO layout on a 1x8 board just six feet long. The author describes the fundamentals of laying and finishing track, wiring, control systems, scenery construction, and structure building, which lead the reader to complete an operable layout on a simple plank. I was disappointed, however, that Mr. Mindheim stopped short of describing how to actually operate it.

What the author describes as a “simple practice layout” is indeed an excellent test bed for the skills needed to build a larger model railroad when space, money, and time become available; but it can also serve as an introduction to the joys of operating a model railroad prototypically. Despite the limited trackage, it’s still possible to model pickups and setouts at an industry with multiple spots and to duplicate blocking the cars in a train. See, for example, my article in the Branch Line for April-May-June of 2017.

It is true that the six-foot total length of the project imposes strict constraints on both of these operations. For that reason, I would recommend setting the model railroad in the transition era of 1940 to 1960 and restricting car and locomotive length to around 40 scale feet. Alternatively, one could do the project in N scale. Another option in HO scale would be to lengthen the board to seven or eight feet, possibly hinging it in the middle, but this would detract from the simplicity that is Mindheim’s goal.

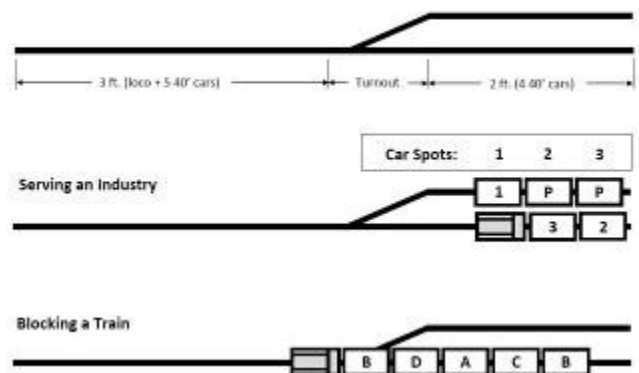
The illustrations accompanying this column show my thoughts for an HO track plan six feet long. Leaving a full three feet at one end and two at the other allows plenty of room for a no. 5 or 6 turnout, which requires at least 10 inches from switchpoints to clearance point past the frog. Using 40-foot freight cars (about 6 inches long) and an early Alco or EMD switcher (about the same) permits at least five cars to be used for switching.

The second part of the illustration depicts an industry with three car spots and room for one off-spot car. The train crew’s task is to pick up the two cars labeled “P” and set out the two cars in the train at the appropriate spotting locations. In the third part of the drawing, the industry spur is empty and the train crew will use it to rearrange (block) their cars in alphabetical order, with “A” right behind the locomotive and “D” at the hind end of the train. These situations are only two of many you can devise for this simple layout. Try these tasks (puzzles?) for yourself—I find them entertaining and even addictive.

I’m actually astonished that Lance Mindheim did not outline the operating possibilities, since he has written several books dealing with switching operations on small layouts. See especially his opus, *How to Operate a Modern Era Switching Layout* (CreateSpace.com, 2011). Even a layout as minimal in size as this one-board/one-turnout pike provides sufficient scope for both construction and running trains in a prototypical manner. For all of you armchair modelers out there, there is no excuse for not building and operating something now!

Until next time, you may reach me with comments and questions at pethoud@comcast.net

Operating a One-Turnout Layout



Pacific Coast Region SIG Report

by Seth Neumann

Third Quarter 2020



We have been not been able to hold regular op sessions due to the Corona Virus Pandemic but we have had some SIG activities via Zoom conferences. The Operations SIG has been holding clinics and layout tours every Sunday afternoon at 1:00 PM, see <https://www.opsig.org/Virtual> for topics and meeting information. There have been a number of other groups that have presented good layout design content including the weekly PCR Zoom calls hosted by Phil Edholm. There is a lot of good content at these meetings and it's a great opportunity to keep in touch with friends we can't see because of travel and meeting restrictions.

We are planning a Bay Area SIG meet on the traditional last weekend in January, either in person or virtual, a decision will be made shortly, follow the PCR list for details as they become available.

Rails by the Bay 2021 in Santa Clara planning continues, and we will have as much of a SIG program of tours and Ops as we can. Please get in touch if you would like to help!

Seth Neumann



Rails By The Bay – NMRA 2021 National Convention

July 4-11, 2021

www.nmra2021.com

- Educational focus on prototype modeling, operations and technology
- Over 100 terrific clinics
- World-class Bay Area layouts on tour
- Extensive operating sessions
- Host hotel – Santa Clara Marriott. Ample meeting room and SIG space. Discounted room block opens soon.
- Niles Canyon Railway, Roaring Camp & Big Trees narrow gauge, & SP narrow gauge to ride
- Great local attractions and tours like Santa Cruz mountain wineries, Filoli estate, Levi's Stadium and more



Nicasio Noodlings

News from the Nicasio Northern

By Jon Schmidt

Frozen Juice

The Nicasio Northern Railway is my freelance interpretation of a northern California, 1920's, rails-in-the-mud, 3 R's road (rural, retail, railroad). It has been operational for several years in my California basement (under the garage space on a steep hillside). It occupies a 12' by 21' space, around the wall with a center peninsula.



We've had many operating sessions on the NNRwy, with a usual crew of about 6 folk. I designed the space with a minimum aisle space of 28 inches. After several operating sessions I realized that the 28" aisle width was simply not large enough. I decided to fix the problem.

The rebuild involved demolition of one section of the railroad, moving it out 24 inches and rebuilding. It also included moving the center peninsula 12 inches. And it included rewiring the entire railroad.



The Nicasio, being a late 20's road, is all steam. It runs ten-wheelers, consolidations, a prairie, a doodlebug, and other small engines. These engines are generally challenged when it comes to electrical pickup, so I settled on Peco Electrofrog turnouts. I modified them to tie the points to the through rail and to isolate the frog. I then added Tam Valley Depot Frog Juicers to electrify the turnout frog.

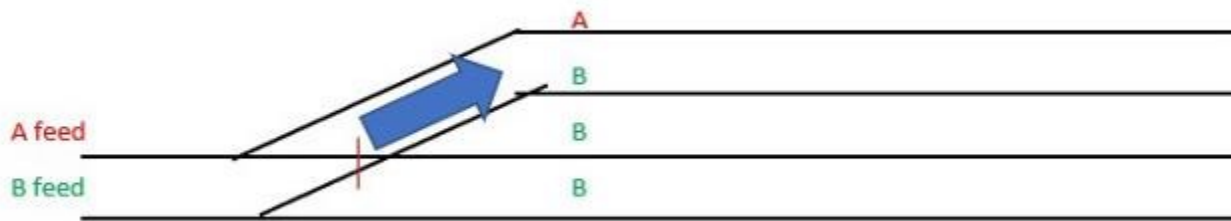
The result has been very reliable operation once I corrected my mistakes. This is a chronicle of those mistakes.

Basic principle to follow: Just the Frog, Stupid!

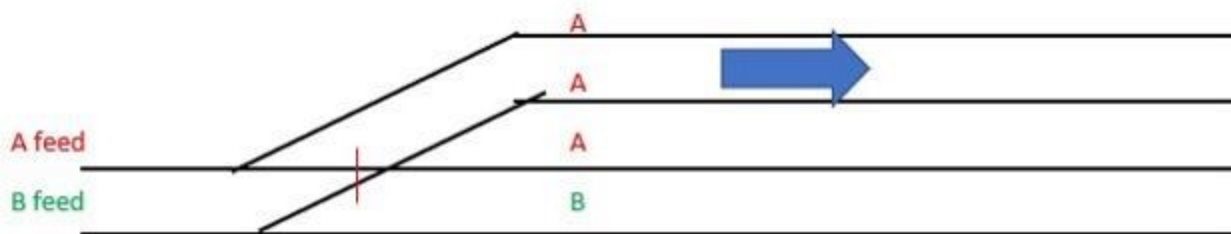
Mistake: Don't assume. I had installed the juicers on turnouts leading to spurs. I didn't install gaps beyond the turnout and didn't add power leads to the spur. I assumed that the juicer would power the spur, and all would be well. That worked just fine. Yes, but: If you have an engine on the spur when you shut down the railroad after a session, you cannot assume that when you again turn power on that the juicer will remember its state. I would turn on the railroad, and the engine would be dead. I would have to force the juicer to power the spur.

Continued on page 22

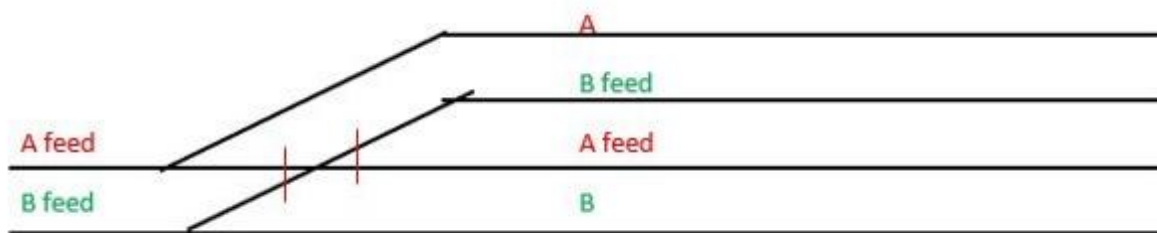
The illustration below shows the track power (A, B) as the engine enters the spur and the juicer has set the polarity of the frog. The red line shows the gap in front of the frog.



But after a layout power down and up, there is no guarantee that the frog will be powered as it was before the power down. What I would find is that the power could come up as shown below, with the engine non-responsive. I would have to force a short on the rails between the points and the frog to restore the proper polarity.



The proper way to build this is to put gaps after the frog and add drops to the rails beyond the frog. This way an engine cannot become isolated and unpowered.



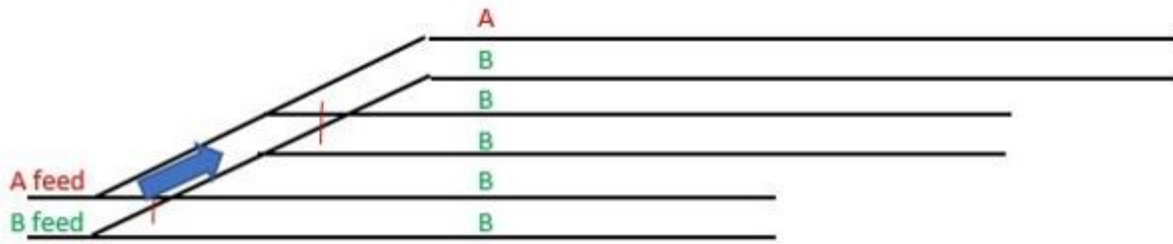
My other mistake is related, but for yard tracks. This mistake again violates the basic principle of “Just the Frog” but for a different reason.

The frog juicers operate based on the detection of a short circuit as a wheel crosses a gap with two different polarities. The juicer is designed to react almost instantaneously, faster than an electronic circuit breaker.

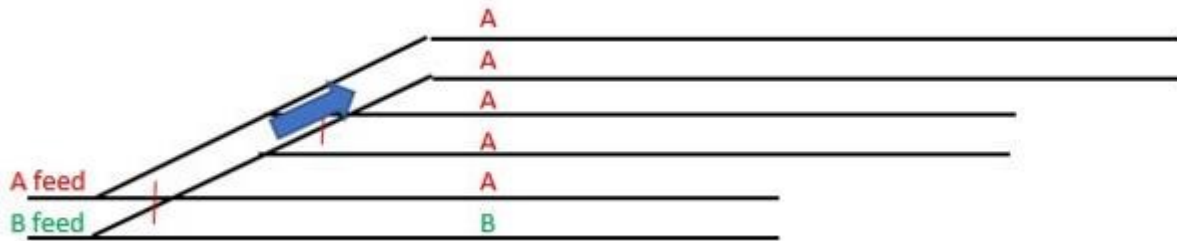
What I did wrong was to cascade the power going through the juicers and the frogs. An engine going through the first turnout’s frog would set power appropriately. However, when it hit the second turnout’s frog, either juicer could throw, with the result that it was possible that the first juicer would throw, immobilizing the engine.

Continued on page 23

First turnout engine touches the frog:



Second turnout, engine touches the frog, with the first turnout switching unexpectedly.



How I fixed it:



Tam Valley's documentation does explain how to do things properly. Documentation is always fun to review afterward (with chagrin).

Stay healthy!



Spar Pole & Hayrack Boom Logging Scene

By Ben Hughes

A while back (2018) the Redding Model Train Club acquired an “in progress” U-shaped layout. In one corner of the layout there was an odd cutout area with the rudimentary beginnings of a log landing and loading scene. After discussions with the club leadership, I was given the opportunity/responsibility of turning the area into a fully developed landing and loading scene. The following photos show the progress of that project.

The Cutout Area Of The Layout



The Beginnings Of Building The Area Out To Match The Original Layout And Building Up The Landscaping

The Preliminary Landscaping



Continued on page 25

With the landscaping blended into the original layout, the real project – the creation of the Spar Pole and Hayrack Boom with all of the attendant equipment began. I started with an KMP Spar Pole kit that I acquired some time ago, but as I ultimately intend for that to be installed on the Hastold, Tuyred & Betapon, I decided to scratch build all of the pole and its rigging.



The Pole Created And Set In Place



Early Overview Showing The Stump Field And Some Of The Cable Settings/Tie-Offs



Rigging For The Spar Pole

Continued on page 26



All Of The Blocks, Pulleys And Carriages On The Pole And Boom, Including The Log Tongs, Were Scratch Built From Styrene



Another Overview Of The Pole And Boom Rigging



Views Of The Tractor Operation And The “Squirrel”, Or Dead Weight Returning The Boom To The Pickup Position



Overview Of Installed And Populated Log Landing And Loading Scene

The project took several months from start to finish, but it has turned into an attraction on the layout during our periodic open houses and for visitors who are interested in logging operations on their own layout.

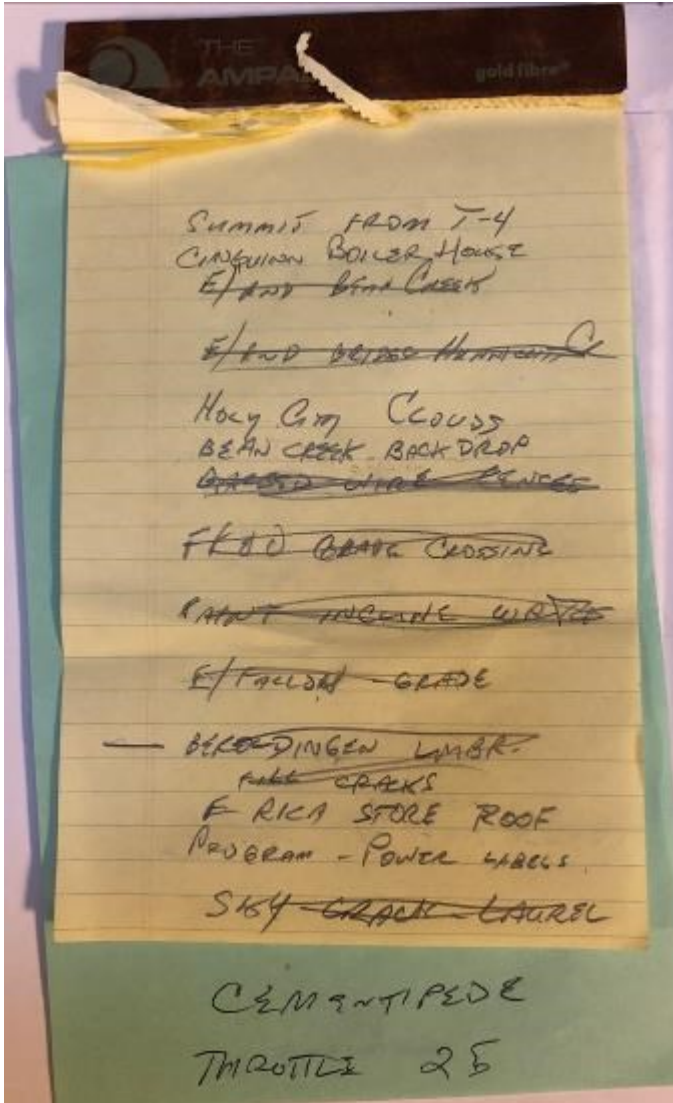


Tales of the Santa Cruz Northern

By: Jim Providenza

Getting Ready

The line on the 'To Do' list read "Build Cinquinni Cannery boiler house". This particular version of the list surfaced as I was clearing off one of the shelves on the fascia over by West San Jose. It was on a smallish clip board and about the fourth or fifth piece of paper from the top. Hmmm, at least 5 years old. Yeah, some projects not only take a while, but even take a while to get started, let alone get finished. Hah!



I was coming up to the end of the second week of a three week 'Get Ready' blitz – in this case getting ready for The Photographer. Like about 15 or 18 other layouts in the Bay Area, the Santa Cruz Northern will be part of the promotional efforts for the NMRA 2021 National Convention in Santa Clara, July 3-11. And getting a whole layout ready for a photo shoot is not, at least in my case, the simple half or one day work session I might need to take some photos for an article on a specific topic. And we won't even discuss the 'live at the scene of the crime' snapshots I submit to our long suffering editor...

The worst thing about this sort of effort is that you have to look and see your creation as it really is – not as your mind has told you that it is. This is not a bad thing. But it requires real intellectual honesty. Its not like I was fooling myself about the state of the railroad, but rather that I was comfortable with it. I needed to get out of the comfort zone. You need to search for bare spots, for shiny bits of rail, for areas where scenery has been rubbed bare. For trees that have lost their leaves. For cars that have lost their plastic stirrup steps. For a loco that has lost a windshield wiper or sunshade. Or all the details on the cab roof of an Alco hood unit – how did I not notice that before?

And so, it seemed that every hour I spent over the previous two weeks had only added to the length of the current 'To Do' list. After the page was full I started writing lines of issues in between the existing lines, afraid if I turned the page over or started another page I would forget. Every item I lined through had seemed to beget two in its place. Mind you, I was not staging the SCN for photos. I was merely getting the railroad ready to be staged.

And when I finally got to the point where I couldn't cram one more line on the list and started looking for a fresh sheet of scratch paper to write on, I came upon the much older list. The same 'build the boiler house' note was on the current list... and had been on several lists in between.

In fact, I had made some progress about a year earlier after I had added a short spur in Fallon in front of the cannery. I had to remove about an inch off the back of the cannery to have enough room for the added track. Talk about industrial archeology! I built Cinquinni Cannery for the original SCN, which makes this structure over 35 years old. The surgery was successful, but the changes to the surrounding landforms emphasized the need to properly house the cannery's boilers.



Continued on page 29

Tales of the SCN ct'd.

I wanted to detail the very nice plaster cast boilers with piping. To this day the boilers at the site of the old Clover Stornetta dairy stand naked along Highway 121, as they have since the North Bay fires. I was able to stop one day and take pictures. Some fiddly work with plastic pipe fittings got that part of the job done. And there it sat for another year or so.

By this time (two weeks into Getting Ready, you'll recall) I had knocked off the items at the top of The List and decided I could take some bits of time to build the boiler house – or build some of it anyway. In the fine tradition of model railroaders wanting to show off interior detail, I decided the boiler house siding was being renewed. Not being inclined to build models with detailed interiors, showing this off bit of interior was kinda important. So in between other bits of work (replace the missing target on the switchstand where the FC&A joins the SCN main in Fallon, paint the parts of the retaining wall that need it down at WP Jct., and the like) I would sit down at the work bench and do the next bit of work on the boiler house. This progressed from cutting, painting and assembling the steel framing from Plastruct H columns and I beams to cutting some Campbell's aluminum siding into 3 foot widths and then after a spray of Dullcote, attaching them to the back wall and part of one side, leaving the rest of the structure open. A stack of more new siding and a pile of 'old' discarded siding rusted with PC board etchant completed the scene – for now.

But it is done, at least until the crew comes back to work and puts up some ladders...



All told I think I fixed, cleaned, repaired or replaced something over 100 different items during the three weeks. Some were relatively big and glaring once I paid attention, like the 6 inches of scenery that needed to be built at the east end of Bean Creek trestle. Others were the sort of thing that would only show up when you looked at a photo. And that doesn't count rolling stock. Do you have any idea how much dust can stick to the running boards of a tank car that has been quietly doing its job for 30 years, never causing a problem that called attention to itself?

When I called it quits I figured the SCN was ready. And the photo session went smoothly. Yeah!

Of course, as I was putting cars and locomotives back where they belong for the next op session, I found at least three areas that needed scenery repairs... and I have found two more since. I just shake my head, not so much in disbelief as in understanding that sometimes I still see the SCN as I envision it, which is not quite the reality. Almost.


And the boiler house scene? Umm, well, it got hidden behind a boxcar placed on that new siding to help better frame a photo.



MULTI-SCALE MODELING

By Ed Loizeaux



This column will present examples in which products from several different scales are used in a realistic and plausible scene. These examples come from my own layout, but photos and stories of your multi-scale modeling would be appreciated. Send them to: Loizeaux@SBCGlobal.net



Continued on page 31

Multi-Scale Modeling, ct'd.

These two photos show a scene at the west end of Montclair Yard on my NYC-themed layout. It goes without saying the track (Shinohara) and caboose (Overland/Ajin) are both S scale. Non-S products were made by Tomar, Chooch, Kadee, Walther's, Rix, Plasticard and unknown. It is truly amazing how many products labeled as HO are oversize and just about perfect for S scale.



Looking Back

by Dave Connery, MMR, PCR Historian
Voices – An Interview with Dave Grenier

At about age 5, Dave's parents gave him his first train at Christmas. It was a Marx O-27 set with a Pennsylvania Railroad 0-4-0 steam locomotive. The layout was mounted on a board and kept under Dave's bed. As Dave later learned, his dad had worked for the Pennsy in the Pitcairn, Pennsylvania classification yard installing car retarders (Dave still has the toolbox and tools he used). This work was not appreciated by other company employees, as the retarders would take jobs away from brakemen who would otherwise be employed to ride the cars through the classification process and use the hand brakes to stop the cars. He told Dave that one day when he was working, someone sent a boxcar down the track he was working on, forcing him to jump out of the way seconds before it would have surely killed him. Dave got the train set while they lived in New Jersey and played with it a couple of years until, in 1956, it was boxed up and pretty much forgotten when the family relocated to Barron Park (i.e. South Palo Alto), California. When his dad was transferred to Santa Monica, the train set stayed boxed. There



Dave Grenier - Our Webmaster

Sunnyvale. Dave lost contact with Bill, but he retained his interest in scale model railroading. As an adult Bill opened a hobby shop in Palmdale called Big Boys Toys. In 1995, during the PCR Convention held at Hyatt Ricky's in Palo Alto, Dave was walking around the vendor area and who should he meet but Bill Winans. They have stayed in touch ever since.

While they lived in Palo Alto, Dave would go to the Engine House hobby shop every day after school and drool over the locomotives in the display cases. One Saturday he finally got his dad to come to the shop with him. Easy Schwafel, the shop owner, asked his dad to "Please buy Dave some trains of his own so he won't have to hang around the shop every afternoon." That day, Dave got his very own train set, including an Athearn SP Black Widow GP-9, some cars, a caboose, track, turnouts, and a dual power pack. Dave and his dad set up a 4' X 8' table in the corner of the one-car garage to start building a layout. After several track arrangements, Dave decided to use a design based on Lynn Westcott's "HO Railroad That Grows." Upon finishing 7th grade, they moved again to a new home in Sunnyvale with a two-car garage. Dave was able to set up his layout in the extra stall. In his freshman year in high school Dave started a *San Jose Mercury-News* paper route that allowed him to grow his layout quickly with additional cars, track, turnouts, buildings, etc. with the money he earned. However, for some strange reason, Dave's father forbade him from buying a second locomotive, an Athearn Hustler for \$4.95, despite having a dual power pack. Dave wired the layout for two-cab operation using Atlas Selectors and a Controller. Dave never learned the reason why he could not buy a second engine, but he has more than made up for it, with more than 125 locomotives in his current collection!

Sometime during high school, Dave became hooked on slot car racing and sold the entire layout to the Engine House, that had also relocated to nearby Alberta Avenue in Sunnyvale. Dave promptly bought a slot car racing set and built a new table for a racetrack. Upon graduating from high school in 1965, this was also disposed of as Dave prepared to enlist in the Air Force after a year at Foothill Junior College.

Looking Back



was no room to set it up in their apartment. A couple of months later, Dave's Dad got laid off. Just before Christmas, 1957, the family drove cross-country to their hometown of Biddeford, Maine. There they prepared for their next move to Bayamon, Puerto Rico in January 1958, where Dave's dad had a job as a plant foreman. Dave remembers playing with the train in the carport as it was the only place he had room to run his railroad. He isn't sure what happened to the train set, but it did not come with them when they moved back to California after Dave graduated from 6th grade. The family returned to Barron Park, just a few houses away from where they had lived a few years earlier.

Dave's family moved a lot during his youth. In fact, they moved eight times by the eighth grade. Dave attended three different schools for 5th grade in three different parts of the country.

Back in Palo Alto, Dave became best friends with Bill Winans, who got him interested in HO scale model railroading while they were in 7th grade. Within a year, Dave's family moved to

Continued on page 33

Looking Back ct'd.

If he had not already committed to the Air Force, Dave would have been headed for Viet Nam, as his draft notice came in right afterward. His draft number was 49. He dodged a bullet that time - literally.

Dave spent eight years, one month and 15 days in the U.S. Air Force but “who counted?” as Dave says. During most of that time he was an aircraft mechanic. The last three years of his service time Dave was a Staff Sergeant (E-5) and serving as a scheduler and Crew Chief on a B-52G Stratofortress while stationed at Ramey AFB in Puerto Rico. Dave moved around while in the Air Force in addition to Puerto Rico he was stationed in North Carolina, Illinois, California, and Texas. During his time at Ramey he returned to California, married, and brought his new bride back to Puerto Rico with him. During his time as Crew Chief on B-52 tail number 57-6517, his aircraft accumulated 82 consecutive on-time take offs before a sheared engine starter shaft ended that streak. Dave remembers the great pride and satisfaction he felt when his airplane thundered down the runway with all eight engines roaring at full power and gracefully lifting off into the wild blue yonder. He still gets goosebumps thinking about it forty-plus years later.



USAF B52G 57-6517

After his time in the Air Force, Dave and his wife relocated to Orem, Utah and, while there, he was working on aircraft for Interwest Aviation at the Provo airport. One day, while lying on his back degreasing the belly under a Piper Cherokee, he had solvent drip down his arm and run into his armpit. He decided he did not want to do that the rest of his life. That day, after work, he applied to attend Brigham Young University. He continued working at the airport while attending school. He completed his associate degree in 1978 and his BS the following year. During this time, he changed jobs, joining Mountain West Aviation as their Data Processing Manager. Everyone in the company was required to have a pilot's license, so Dave got his single-engine pilots license a few months later. Mostly he flew Cessna Skyhawks and Cardinals but once co-piloted a twin-engine Cessna 421 Golden Eagle from Southern California to Utah.

After completing his degree, Dave and his wife moved back to the Bay Area (Milpitas). His wife worked at Sears in Cupertino. While waiting to pick her up after work, he started visiting the Whistle Stop hobby shop in the adjacent strip mall in Cupertino. Whistle Stop had a modular group that met at a Sunnyvale church the last Saturday of the month. The group had operating sessions with car cards and waybills. The modules were only 6" off the floor, so they had to scoot around the floor when switching in the various towns. It was quite a sight to see a bunch of grown men scooting around the floor, but fun, nonetheless. Dave built adjoining 4' and 6' modules and 4' wings to add distance from the other modules. (He still has these modules but has not operated them since the late 1980's.) After the owner of the hobby shop died, the group disbanded.



Santa Clara Depot - Home of the South Bay Historical Railroad Society

One day in 1988, while shopping in D&J Hobbies in Campbell, Dave picked up a flyer for the South Bay Historical Railroad Society (SBHRS). Dave went to their open house, liked what he saw, and became a member. Dave enjoyed the club camaraderie and helped them restore the Santa Clara Depot, replacing the flooring, decking, painting, insulation, dry wall, and whatever else was needed. Dave also worked on the Santa Clara Tower, speeder shed, and section tool house. Dave served on the Board of Directors for 10 years. For several years, he was the HO Layout Coordinator, served as Secretary for two years, and Treasurer for eight. During this time, he computerized their bookkeeping system to facilitate their filing the necessary state and federal tax returns for a 501c(3) organization.

Continued on page 34

Looking Back ct'd.

When not working on restoration projects on Saturdays, Dave would set up a table in the museum room at the club and work on various modeling projects as a sort of “living display”. He had a rollaway tool cabinet he kept under the HO layout with tools, materials and rolling stock. He would plug in his light, soldering iron, a hair dryer to speed up paint drying and a fan. He then assembled kits, installed DCC in locomotives, decaled models and adjusted couplers or made simple repairs for members running trains. One time he was working on something and a young boy standing across from Dave was carefully watching his every move, thoroughly entranced by what Dave was doing. Suddenly there was a flash as his mother took a photo of the young boy watching Dave. A memorable Kodak moment, for sure.

One of the skills Dave developed was hand-laying turnouts. At the 1995 PCR Convention he attended a “hands-on” clinic by Bill Armstrong where he learned the basics by watching Bill work with an old Weller solder gun that had a broken tip. He learned the basics and later attended a clinic at the SBHRS by Rick Fortin on hand laid track. Rick was doing a test run of a clinic he was presenting at the NMRA convention later in Long Beach. It included a monster handout covering all the essentials. Dave built a number of turnouts for the SBHRS. One time he was rebuilding several turnouts on the main line and had it shut down. Other club members were unhappy about how long it was taking, so Dave took a week off work to get it done. It was summer and really hot in the club building so Dave locked the doors from the inside, stripped down to his briefs and shoes, set up a fan on both sides and proceeded to finish laying those turnouts. Among other features, this produced a beautiful, curved cross-over between the two mainlines.

Dave joined NMRA in 1989 shortly after joining the SBHRS. A year later he became active in the Layout Design and Operations Special Interest Groups. Dave hosted their annual meets at the SBHRS until 2010 when the group outgrew that facility. He had attended a couple of Daylight Division Meets before moving to Clovis in 2006, so he already knew some of the key members in the Division. Not finding a club comparable to the SBHRS, Dave decided to become more active in local NMRA functions. He served six years as Daylight Superintendent beginning in 2008. Following that, he served as a Director on the PCR board for four years. He has served as Daylight Webmaster since 2007 as well as Daylight Achievement Program Chair.



**Hand Laid Turnouts On The South Bay Historical Railroad Society HO Layout
Built By Dave Grenier**

Continued on page 35

Looking Back ct'd.

In 2008 Daylight Division was sponsoring the “Sierra Memories” PCR Convention in Fresno. Dave agreed to serve as the webmaster. He was just learning about web page design and was struggling with using the “Front Page” program. Keven Hurley was the chairman and webmaster for the 2007 PCR Convention in Santa Cruz. He advised Dave he needed his web page ready before the 2007 Convention so it would be all set to go when they started promoting the 2008 convention. Dave looked at Kevin’s page and got completely confused. It was too complex. So, in three weeks Dave created his own, learning as he went. At a Sierra Division Meet Dave was collared by Chuck Mitchell and cajoled into doing the web page for the 2009 Convention in Fremont. Then Jim Long got him to do the webpage for 2010. Then he was asked to do the web page for the 2011 NMRA Convention in Sacramento. It just never ended! As a result, Dave has been the webmaster for every PCR Convention from 2008 through 2021 except for 2011, 2016 and 2019. At the 2009 PCR Convention, Dave was presented with a certificate by Tom Crawford pronouncing him “Website God” with all the authority that goes with that title. Dave continues as webmaster for both the Daylight Division and PCR. He designed both the Daylight Division and Sierra Division web pages. He has also managed web responsibilities for the LD/OPS SIG annual meets.

Dave’s favorite railroads are the Boston & Maine, Maine Central, and Bangor & Aroostook in Maine during the 1980’s. The B&M Boston to Portland Western Division ran through his hometown of Biddeford, Maine and strongly influenced his choice. The book, “Boston & Maine – Three Colorful Decades of New England Railroading” by Robert Willoughby Jones was the deciding factor. He loves the various paint schemes and mixture of motive power B&M used over the years. The red, white, and blue State of Maine cars have been irresistible. Dave has 23 of them, all with different numbers. He remembers trains running near his aunt and uncle’s house in Biddeford, where he spent summers with his grandmother while his parents stayed in New Jersey working. The trains would pass along the field where the Fourth of July fireworks show was held. During the day they would walk along the tracks picking blueberries and waving to the passing engineers. These are treasured memories for Dave.

Dave is concerned the NMRA and PCR do not seem to be recruiting and keeping younger members; not necessarily teen members, but those in their 40’s and 50’s. As Dave grows older, it seems the average age of members tends to move up with his age - not a good sign. In some recent Zoom meetings of the SBHRS he notices several younger modelers – so perhaps they join local clubs but have not yet joined the NMRA.

Dave has received a number of accolades for his contributions to the Division and Regions. He has been named the Daylight Division member of the year in 2008, 2019 and 2020. He was awarded the PCR Presidents Award in 2009 and the coveted John Allen Memorial Award in 2015. Dave attended NMRA National Conventions in 1981 in San Mateo, 1990 in Denver, 1994 in Portland, 2001 in San Jose (on Bill Scotts committee), 2008 in Anaheim and 2011 in Sacramento (Web Master). As noted, he designed the web sites for Sierra Division and the LD/Ops SIG weekend. It is difficult to try to think what Daylight Division and the Pacific Coast Region would be without Dave Grenier. He has had, and continues to have, a powerful effect on how all of us “do” model railroading. Dave has done, and continues to do, a great deal. He has done it extremely well, and we all have benefited from his work.

Thank you, Dave.



**WHERE PROTOTYPE MODELING,
OPERATIONS & TECHNOLOGY CONVERGE...**

**Join us in Santa Clara, California
for NMRA's national convention
featuring clinics, layout tours,
contests, and a renowned
keynote speaker.**

**Enjoy beautiful weather,
world-famous local attractions,
and fellowship with your friends!**

www.nmra2021.com



RAILS BY THE BAY
NMRA 2021, SANTA CLARA, CALIFORNIA

The advertisement features a blue background with white and red text. On the left is the NMRA logo, which consists of a stylized white 'C' shape with the text 'nmra.org' inside. On the right is a circular logo for 'RAILS BY THE BAY' with a bridge and waves inside, and the text 'NMRA 2021, SANTA CLARA, CALIFORNIA' around the bottom edge.

A Message From The New Division Superintendent by Mike O'Brien, Superintendent, Daylight Division



Hello and Greetings.

First of all, I would like to congratulate Doug Wager as the current recipient of the prestigious John Allen Memorial Award, and Dave Grenier, who was named by Chris Palermo as Daylight Division's Member of the Year. A wholehearted **Thank You** for all the work under many hats that you've done over the years. Congratulations to both of you from all the members of the NMRA PCR family - a truly well-deserved award.

Also, Ed Merrin of Santa Rosa was appointed as the Daylight Division Director... Thanks for stepping up Ed.



Now for the rest of the story:

Let me introduce myself. I'm Mike O'Brien. I currently reside in the quaint little village of Bakersfield. I am a long time member (*2005 to present*) of the local train club known as GEHAMS (Golden Empire Historical And Modeling Society) and currently I hold the position of N-scale Director along with being the webmaster of the club's website <https://gehams.club>. My forte at the club is doing scenery, of which many of you might be familiar: the Illmon Cut on the HO floor and the more noticeable Tehachapi LOOP scenery on the N-scale floor. I also assist with my electronics knowledge that I've learned over the years in redesigning the wiring of the N-scale layout. I also maintain the JMRI PanelPro which operates the dispatch desk.

I'm also a member of a local layout, **Oak Creek and Western**, owned by John Drazin. I contributed my JMRI knowledge in PanelPro to custom design his Panels for his layout.

My NMRA affiliation goes way back to my younger days. Originally I joined under the lifelong membership. Unfortunately, when I enlisted into the service out of high school, I let the membership lapse over the years. Even though the Lifetime program was discontinued, I was eventually able to rejoin and continue as a regular member. I've been a member since around 2006 - 07. Over the past few years in the NMRA I have attended many division meetings. I've become friends with many of you and I have held a few positions since joining the division including Division Liaison Officer and Clinics Co-Chair at the 2017 Convention held in Bakersfield. I participate in the NMRA Achievement Program. I have earned my Golden Spike Award along with my AP certificate in scenery. And currently working on my Electronics, Authorship and Volunteer certificates.

One of my greatest experiences was when I first joined **GEHAMS**. I went along on a field trip with GEHAMS boys where I was able to visit Gary Siegel's layout and to meet him for the first time. I was always a great fan of his from when, as a young lad, I saw his layout articles in *Model Railroader Magazine*.

One other interesting experience, from which I attribute my love of trains, was a visit to see John Allen's layout in Monterey, CA. My dad was a Teacher and Coach at a prominent local Catholic school in Salinas where some of the school Alumni had connections with certain prominent citizens in the area. My dad was invited to go to some event over in the Monterey, Carmel area to meet some other prominent high school coaches in the area and I went along with him... at some point for reasons I don't know why, we ended up at a house that had a train layout in it.. I remember looking at the trains and the layout and how it was so big, it definitely made an impression on me. At that time, in the mid-1960s, I was a young boy. I had no idea of the importance of it, nor who was the gentleman who owned the model railroad. I was just a kid. All I saw were model trains! It was a few years later, when I was in high school thumbing thru a *Model Railroader Magazine*, that I recognized the photos and realized how lucky I was to have seen the model railroad.

Continued on page 37

Daylight Division, ct'd.

I look at the position of DD-Superintendent as an honor. I hope to be able to reach out and promote the hobby as much as possible. With the COVID issue, and everyone being relegated to staying at home until things lighten up, I think we can get the division back up and going again. I'm looking into doing the quarterly meetings using new technology. The PCR has held a few meetings on ZOOM which have been pretty easy. A few of the other divisions have also started utilizing the internet to interact with their members. Maybe this is the new way to have meetings. We're going to give it a shot and see how it works out.

With that being said, I would like to present a challenge to everyone in our Region to continue to stay involved. Maybe step up to volunteer for some of the positions that still need to be filled or come up with a new clinic or presentation to show and share your expertise. Diversity in membership makes it a strong organization

Until next time...

Mike Obrien

Daylight Division Holds Summer Meet On-Line

By Chuck Harmon, MMR®

On August 20, 2020 Daylight Division held a virtual meet on-line via Zoom with 16 attendees, give or take a few, including some from outside the Division.

Superintendent Mike O'Brien opened the meeting with a slide presenting the agenda. Old business included discussion about by-laws changes. The by-laws are dated December 12, 1983 and require the positive vote of a majority of the membership plus 1 to make a change. This makes them difficult to change because we can never get that many members to vote. PCR President Chris Palermo has advised that division by-laws are not legally enforceable because we are not a corporation. At the present membership level it would take 55 positive votes to make a change. The discussion did not lead to any conclusion.

The next old business item was payment for a Zoom account. This requires payment with a debit card. The discussion did not lead to any conclusion.

The next Division meeting will be on November 19th.

PCR President Palermo talked about the 2021 National Convention which will open in Santa Clara on July 4, 2021. He noted that there is a presentation on the PCR web site. He then advised us that in-person meetings open us to organizational liability for which we are not insured. He then announced that region-wide virtual meetings for AP credit are coming after January 2021. There will be a new member orientation on November 5 at 7:00 PM.

Bruce Morden announced that he is lining up clinics for both the Sugar Pine Centennial PCR convention and the NMRA National convention in Santa Clara.

Walter Mizuno announced that he is recruiting volunteers to work at the Sugar Pine Centennial PCR Convention. (See the PCR web site for details.)

The meeting was followed by a clinic presentation on making trees by Robert Pethoud.





The Coast Division has established a semi-weekly (every other Saturday) 9 AM PDT virtual event using Zoom (Info at the bottom of this post). The events are open to any PCR/NMRA member who wishes to attend. Our 2020 plan is to meet on 9/26, 10/10, 10/24, 11/7, 11/21, 12/5 and 12/19. If you are interested in either doing an eClinic or a layout tour (photos work really well), please contact me directly at pedholm@pkeconsulting.com. It is a great opportunity to show your efforts and to earn NMRA Achievement Program author points. I can help in getting ready to show your layout.

We have recorded almost all of our virtual events and the layout tours and clinics that were presented during those events. These are available on the NMRA Coast Division YouTube channel at https://www.youtube.com/channel/UCpKgBn_Dcaf1gOA8nGvWDGQ Subscribe to the channel to get notified of new video posts.

The latest video, from Sept.12 has an excellent tour of Seth Neumann's amazing layout of the UP Oakland Sub. See the amazing modeling and operations by following the 54 Local (Pleasanton Turn) job. Using comparisons of prototype and model photos along with track diagrams, Seth, guides us through his prototypically focused scenery, structures and operations for the 1999 East Bay. With a prototype line servicing a range of large industries including an auto plant, a cement facility, and a large rock and sand quarry, the operation potential reflects Seth's focus. Overall, the modeling is excellent, including contributions by a number of contest recognized Bay Area modelers. In addition, Seth discusses his design and operational philosophy as well as over viewing operations on the layout and how an operating session is managed. Seth is a founding Director of both the Operations Special Interest Group (SIG) and the Layout Design SIG, so he understands modeling for operations. A great session not to be missed. Check out the video here: <https://www.youtube.com/watch?v=aTWcdVGNHYU>





I hope you are all well and making the best of the COVID-19 pandemic. And don't we all wish we had bought stock in Zoom last year! The model railroad community has moved to more and more online activities.

The 2020 RED Picnic has been canceled. There have been suggestions about possibly holding the picnic later in the year but at this point that seems to be a remote possibility.

I received the following email from Dave Frommer, President of the Lake County Model Railroad Club.

"This is to advise you that the Lake County Model RR Club has petitioned FRA for abandonment effective the end of the month. Much of the club owned rolling stock and other equipment has been consigned to Poggie's Trains for sale. We had a great 36 year run but age and Covid has caught up to us. Our layout at the Lake County Fairgrounds is being demolished and the remaining members are returning to our roots, modular railroading. "



Last Views Of Zamora On The Lake County Model RR Club's Last Run



#453 Coasts Down The Line For The Last Time As Abandonment Looms In The Near Future At The LCMRRC.

On a more positive note, the RED will be hosting the 2022 PCR Convention. RED members Denni and Cliff Baumer have graciously volunteered to co-chair the convention.

We are happy to announce that the 2022 PCR Convention will be hosted by the RED during the Spring of 2022. Denni and Cliff Baumer volunteered to be co-chairs for the convention. The following is a synopsis of their collective experience with railroading, modeling and prototype and chairing conventions.

Cliff: Modeling since 1956

Joined NMRA 1970, RED 1975

Member of NWPRRHS, SPT&HS, SPNGHS, Friends of C&TS and others

Member of BAERA; volunteer as Operator running trains at WRM

Denni: Member of NMRA, and RED since 2005

Member of NWPRRHS and WRM

Worked at WRM as the Events and Marketing Manager

Continued on page 40

Redwood Empire Division, ct'd.

Both: Worked on the NWPRRHS crew that restored Caboose 13, now at ROOTS in Willits

Joined NARCOA in 2005 when we bought our Speeder

Denni and Cliff have chaired conventions for between 200 - 400 attendees over a 5 - 6 day program, which included selecting and negotiating convention locations, clinics, keynote speakers, vendors, banquets, entertainment, guest programs (non-rail) meals, A/V services and outside meals and events.

Convention Update

Planning for the 2022 PCR Convention is in full swing! A Request for Proposal was sent to seven properties in Petaluma, Napa and the Santa Rosa area. It is our great pleasure to let you know that we are in final negotiations with the Doubletree in Rohnert Park and they are excited to have us back. The tentative dates for the 2022 convention are April 6-10.

The 2022 Convention Committee had their first meeting via Zoom on July 17. In attendance were: Giuseppe Aymar (Contests), Steve Skold (Door Prizes), Gus Campagna (Registrar), Mary Moore-Campagna (Non-Rail Program), Doug Smith, Scott Lockhart (Redwood Division Superintendent), Tom Crawford (PCR Convention Manager), Denni and Cliff Baumer (Co-Chairs). The Committee still needs someone for Clinics and Layout Tours. If you can help please contact Denni and Cliff at pcr2022conv@gmail.com.

We are looking for suggestions for a theme and also, for suggestions/improvements to the convention. Please feel free to share any ideas you have to the email address above.

Thank you,

Denni and Cliff Baumer

Pacific Coast Region - NMRA



The Redwood Empire Division has started hosting Show & Tell Zoom meetings. Thanks to Al Merkrebs for taking the initiative to host the first meeting. We look forward to more online meetings in the future.

A RED Facebook page has been created to provide another online venue for members to share their modeling activities. This site is available to all NMRA members.

[Redwood Empire Facebook Page](#)

Web site: <http://www.pcrnmra.org/redwood/>

Continued on page 41

Online Model Railroading

National Model Railroad Association

The NMRA provides a very large source of model railroading resources for it's members.

<https://www.nmra.org/>

NMRA Video Library A comprehensive library of videos covering all facets of model railroading. <https://www.nmra.org/members/videos>

National Convention Clinic Videos

A source for 147 videos presented during National Conventions.

<https://www.nmra.org/clinic-videos>

Special Interest Groups Information about railroad and model railroad organizations which have chosen to join the NMRA Special Interest Group Program. <https://www.nmra.org/special-interest-groups>

Forums Discussions about the NMRA and its organizational structure, Education and Standards, model rail-roading, prototype railroads and more.

<https://www.nmra.org/forum>

NMRA Data Sheets

One of the benefits of membership in the NMRA is access to the series of Datasheets which have been compiled over the years.

<https://www.nmra.org/members/legacy-data-sheets>

<https://www.nmra.org/members/data-sheets>

NMRA Turntable

The NMRA's Turntable is a monthly publication which, like a railroad turntable, will lead you in sever-al directions on the internet. This e-publication is a collection of railroad and model railroad videos, podcasts, websites, and/or other information freely available on the internet that may be of interest to members.

NMRA Partnership Program

A list of companies that give NMRA members discounts for buying their products when using a spe-cial discount code. Members can visit the Partnership Page to view the list of companies participating in this program.

<https://www.nmra.org/partnerships>

Continued on page 42



Online Model Railroading

National Model Railroad Association

NMRA Partnership Program

A list of companies that give NMRA members discounts for buying their products when using a special discount code. Members can visit the Partnership Page to view the list of companies participating in this program.

<https://www.nmra.org/partnerships>

NMRA Live Programs

The NMRA presents live video programs that cover a wide variety of topics. As a member of the NMRA you will receive notification of the live programs. Many of the video programs are recorded in case you missed the live presentation.

Social Media

The NMRA is available through many social media platforms.

NMRA Facebook Page <https://www.facebook.com/NMRA.org/>

NMRA YouTube Page

<https://www.youtube.com/c/NMRAORGMModelRailroading>

NMRA Twitter Page <https://twitter.com/nmraonline>

NMRA Instagram Page https://www.instagram.com/nmra_online/

NMRA Pinterest Page <https://www.pinterest.com/nationalnmra/>



Sierra Division Report



No surprise. We continue to deal with COVID-19 mitigation measures that, sadly, preclude our ability to hold our quarterly meets as we have in the past. Here is an excerpt from a letter to the PCR Division Superintendents from Chris Palermo, PCR President:

"I am writing to communicate the decision of the PCR Board to withdraw authorization for the region, and any of our divisions, to hold any in-person meeting of a division or PCR until January 2, 2021. We have reached this decision based on three factors."

Pursuant to this policy, the Sierra Division October 10 meet will be held remotely, at 10:30 AM, via Zoom.

Our host and Zoom moderator will be Jim Collins. Special thanks to Jim for doing this for all of us.

We will cover the usual division business, formally elect officers for the upcoming two-year term, and conduct a "show-and-tell" session where we can share photos and/or live shots of our various modeling projects. I encourage everyone to participate in this show-and-tell session. For guidance on how to best do this, please contact Jim at jimcol51@gmail.com

A meeting agenda will follow soon, and Jim will send out an invitation, with a link to the meeting, during the week prior to October 10.

I look forward to Zooming with you on October 10!

Chip Meriam - Superintendent
Sierra Division, PCR-NMRA



October 10, 2020 - 10:30 AM. Sierra Division Fall virtual meet via Zoom. For information contact Superintendent, Chip Meriam, 530 228 1544 or chipmeriam@comcast.net

October 18, 2020 - 10:00 am to 4:00 pm, Fall Train Show 2020 and Swap Meet, Black Diamond Lines Model Railroad Club, 425 Fulton Shipyard Rd, Antioch, CA. MAP We have transitioned to a fully DCC system to run our layout. Come check us out and see the new way we are operating model trains.

Fares: - Adults: \$3.00 - Seniors (60+): \$2.00 - Children (6-12): \$2.00 - Children under 6: Free

Info: info@blackdiamondlines.com, Phone: (925) 779-1964

For more details on these events go to the Calendar at the PCR web site.

For a list of monthly activities see page 46

the [Daylight Division website](#) for more information.

January 16 – 17, 2021 - 11:00 am to 6:00 pm, Weekend Model Train Show, [Walnut Creek Model Railroad Society](#), in Larkey Park, 2751 Buena Vista Ave, Walnut Creek, CA. • [MAP](#) • Phone: (925) 937-1888 The Walnut Creek Model Railroad Society (WCMRS) operates the Diablo Valley Lines (DVL) model railroad, one of the most mountainous and one of the largest exclusively HO scale model railroads in the United States. This model railroad features standard gauge, narrow gauge, and interurban (overhead electric) freight and trolley lines.

Fares:

- \$3.00 Adults
- \$2.00 Seniors & Children (6-12 yrs)
- Children under 6: FREE

January 29, 2021 - 8:00 pm to 10:00 pm, Monthly Model Train Show, [Walnut Creek Model Railroad Society](#), in Larkey Park, 2751 Buena Vista Ave, Walnut Creek, CA. • [MAP](#) The Walnut Creek Model Railroad Society (WCMRS) operates the Diablo Valley Lines (DVL) model railroad, one of the most mountainous and one of the largest exclusively HO scale model railroads in the United States. This model railroad features standard gauge, narrow gauge, and interurban (overhead electric) freight and trolley lines.

Fares:

- \$3.00 Adults
- \$2.00 Seniors & Children (6-12 yrs)
- Children under 6: FREE

November 5, 2020, 7:00 PM • PCR New Member Orientation, via the Zoom platform. PCR's officers provide a 20-minute presentation on PCR history, structure, key members and contacts, communications channels, and publications. Informal, Q&A welcome. Great for new members or people re-entering the hobby. Zoom link TBD.

November 19, 2020 - 7:00 pm PDT, [Daylight Division](#) Fall Meet, via Zoom. Zoom Meeting ID and passcode will be emailed to Daylight members at a later date. If we do not have your email address, please email [Doug Wagner](#), Daylight Membership Chair, to receive meeting notifications. **Non-members of NMRA are welcome to attend this event.** Non-members who attend three (3) events **in their lifetime** are cordially requested, as a courtesy to others, to apply for membership in [NMRA](#) as a condition for attending a fourth event. [Join NMRA Online Now](#). See the [Daylight Division website](#) for more information.

January 29, 30, & 31, 2021 – [Bay Area Layout Design & Operations Weekend](#). Sponsored by [Pacific Coast Region-NMRA](#) and [Layout Design SIG](#). Mountain View Community Center 201 S. Rengstorff Avenue Mountain View, CA [MAP](#) The meet and all three days of layout tours are open to ALL, regardless of affiliation or membership. NMRA, PCR, LDSIG, or any other SIG membership is NOT required! If you can't join us for the entire meet, at least come out and enjoy some truly wonderful layouts. TSG video report of [Live Crew Lounge Panel Discussion at 2020's meet](#) (Starts at 0:49)

February 26, 2021 - 8:00 pm to 10:00 pm, Monthly Model Train Show, [Walnut Creek Model Railroad Society](#), in Larkey Park, 2751 Buena Vista Ave, Walnut Creek, CA. • [MAP](#) The Walnut Creek Model Railroad Society (WCMRS) operates the Diablo Valley Lines (DVL) model railroad, one of the most mountainous and one of the largest exclusively HO scale model railroads in the United States. This model railroad features standard gauge, narrow gauge, and interurban (overhead electric) freight and trolley lines.

Fares:

- \$3.00 Adults
- \$2.00 Seniors & Children (6-12 yrs)
- Children under 6: FREE

March 20 – 21, 2021 - 11:00 am to 6:00 pm, Weekend Model Train Show, [Walnut Creek Model Railroad Society](#), in Larkey Park, 2751 Buena Vista Ave, Walnut Creek, CA. • [MAP](#) • Phone: (925) 937-1888 The Walnut Creek Model Railroad Society (WCMRS) operates the Diablo Valley Lines (DVL) model railroad, one of the most mountainous and one of the largest exclusively HO scale model railroads in the United States. This model railroad features standard gauge, narrow gauge, and interurban (overhead electric) freight and trolley lines.

Fares:

- \$3.00 Adults
- \$2.00 Seniors & Children (6-12 yrs)
- Children under 6: FREE

March 26, 2021 - 8:00 pm to 10:00 pm, Monthly Model Train Show, [Walnut Creek Model Railroad Society](#), in Larkey Park, 2751 Buena Vista Ave, Walnut Creek, CA. • [MAP](#) The Walnut Creek Model Railroad Society (WCMRS) operates the Diablo Valley Lines (DVL) model railroad, one of the most mountainous and one of the largest exclusively HO scale model railroads in the United States. This model railroad features standard gauge, narrow gauge, and interurban (overhead electric) freight and trolley lines.

Fares:

- \$3.00 Adults
- \$2.00 Seniors & Children (6-12 yrs)
- Children under 6: FREE

April 3, 2021 - 16th Annual Pacific Model Loggers' Congress, [Camp 18 Restaurant and Museum](#), U.S. Highway 26, Elsie, Oregon • [Map](#) We're still working on our schedule of a full day with special speakers, clinics, a model contest and dealer sales area. We are actively soliciting clinic presenters for the event, and we can use modeling or historic prototype clinics that pertain specifically to logging. See the [website](#) for complete details. For general information, phone Lon Wall (971) 265-1060, or Jeff Johnston (541) 914-1152. [E-mail us with questions or for more info](#). Admission: \$15.00 per person at the door. There is no pre-registration.

Continued on page 45

Calendar

April 22 – 24, 2021 - Sugar Pine Centennial 2021, PCR/NMRA Convention, Hosted by Daylight Division, Wyndham Garden Fresno Yosemite Airport, 5090 East Clinton Way, Fresno, CA • [MAP](#)

July 4 – 11, 2021 - [Rails By The Bay 2021 NMRA National Convention](#), Santa Clara Marriott Hotel, 2700 Mission College Boulevard (at Great America Parkway), Santa Clara, CA • [MAP](#) • [VIDEO](#)

July 9 – 11, 2021 - National Train Show® in conjunction with Rails By The Bay 2021 NMRA National Convention, Santa Clara Convention Center, 5001 Great America Parkway (@ Tasman Drive), Santa Clara, CA • [MAP](#)

For more details on these events go to the Calendar at the PCR web site.

For a list of monthly activities see page 46

September 8 – 11, 2021 - [Orange Blossom Special 2021](#), NMRA Pacific Southwest Region 2021 Convention, Hosted by Cajon Division, Hilton Hotel / Orange County Airport, 18800 MacArthur Blvd, Irvine, CA • [MAP](#)



July 4 - 10, 2021 - Rails By The Bay, Santa Clara, CA



August 22 - 25, 2023 Texas Express 2023 Gaylord, TX



April 22 - 24, 2021 Sugar Pine Centennial Fresno, CA

PCR Membership Gauge

- August 31, 2019—934
- September 30, 2019—934
- October 31, 2019—935
- November 30, 2019—921
- December 31, 2019—921
- January 31, 2020—918
- February 29, 2020—899
- March 31, 2020—879
- April 30, 2020—881
- May 31, 2020—868
- June 30, 2020—867
- July 31, 2020—873
- August 31, 2020—872

In Memoriam

Member	City, State	Date Joined
Daylight		
William Lunt	Santa Barbara CA	05/21/2001

Monthly Activities

These activities occur each month on the days indicated. See the Club Info section starting on page 99 for location and contact information

First and Third Thursday - 7:00 PM / Siskiyou Model RR Club / Yreka Western Depot, 300 East Miner St., Yreka, CA (Exit 775 from I-5). Info: Tom Brass, (530) 842-4921, Glenn Joesten (530) 340-2537

First Friday 7:30 PM / San Leandro Historical Railway Society (HO, O, G), Monthly meeting / 1302 Orchard Ave, San Leandro, CA / Club phone 510-569-2490 / Info: info@slhrs.org.

First Saturday 11:00 am to 12:00 PM / Golden State Model Railroad Museum / East Bay Model Engineers Society (O, HO, N, Narrow Gauge, Traction) / Point Richmond, CA / Club Phone 510-234-4884 or info@gsmrm.org. Free coffee and doughnuts.

First Saturday 12:30 PM / European Train Enthusiasts (ETE) Sacramento Chapter (HO, HOm, N) 3600 J Street, Sacramento, CA. (entrance from 36th Street near East Sacramento YMCA). Social and H0 layout running 12:30 to 2:00 PM, then program/show and tell, followed by 2:30 PM business meeting. / Contact: Dusan Petras (650) 300-9504 or Helmuth Nixdorf (916) 481-0991, e-mail: dusanpetras@aol.com / See the website for additional information: www.ete.org.

Second Tuesday 7:30 PM / Empire Builders Model Railroad Club (HO) 3318 School St, Oakland, CA / e-mail: president@ebmrc.org

Second Wednesday 7:30 PM / Golden Empire Historical and Modeling Society (HO&N) Bakersfield, CA / Doug Wagner, e-mail: carldw@aol.com or 661-589-0391 / Club phone: 661-325-5820

Second Saturday 10:00 AM / Tehachapi Loop RR Club / Tehachapi, CA / Tom O'Brien, e-mail: threerail@earthlink.net 661-822-1546

Second (and Fourth) Saturday 10:00 AM to 3:00 PM (and every Wednesday 10:00 AM to 12:00 PM) • Admission: Free / Bay Area N-Trak Model Railroad Club (N)

Wells Fargo Express Room, Southern Pacific Railroad Depot, 900 Loring Ave., Crockett, CA • Map / Donations are welcome. / Contact: Jim Gray, send text to 925-260-5804 or e-mail to graymarks@hotmail.com

Second Saturday 1PM-4PM / West Bay Model Railroad Association, Open House, We run trains run for our visitors, 1090 Merrill Street, Menlo Park, CA / e-mail westbaylines.com

Second Saturday 1:00 to 5:00 PM / European Train Enthusiasts (ETE) San Francisco Bay Area Chapter (HO) Location varies / Contact: Brian Hitchcock, brianhitchcockdba@gmail.com / See the website for additional information: www.ete.org.

Second Saturday 1:30 PM / Carquinez Toy Train Operating Museum Business Meeting, 645 Loring Ave (Across from C&H Sugar), Crockett, CA. MAP

Second Saturday 3:00 - 6:00 PM / California Central Club (HO & HOm3) / Old Agnew Station, 4185 Bassett St, Santa Clara, CA / Subject to change, contacting us in advance of your visit is

highly recommended at: ccmrc1961@gmail.com

Second & Fourth Weekends / Swanton Pacific Railroad Society (19")

Santa Cruz County, CA / Ed Carnegie, e-mail: ecarnegi@calpoly.edu or 805-756-2378

Mid-Month Weekends / Bitter Creek Western RR (Live Steam) Arroyo Grande, CA / Dan Andrews, e-mail: danandrews@charter.net or 805-481-0419

Third Monday 7:00 PM / San Luis Obispo Model Railroad Association (all) Oceano Depot, CA / Dennis Pearson, e-mail: info@sломra.org or 805-929-3062

Third Tuesday 7:00 PM / Visalia Electric Model Railroad & Historical Society / Meets at Ryan's Place Restaurant, 3103 South Mooney Blvd, Visalia, CA / Cecil Eppler, e-mail: cecil_eppler@sbcglobal.net

Third Wednesday 8:00 PM / West Bay Model Railroad Association, Monthly Business Meeting, 1090 Merrill Street, Menlo Park, CA / e-mail westbaylines@gmail.com

Third and First Thursday - 7:00 PM / Siskiyou Model RR Club / Yreka Western Depot, 300 East Miner St., Yreka, CA (Exit 775 from I-5). Info: Tom Brass, (530) 842-4921, Glenn Joesten (530) 340-2537

Third Friday 7:00 - 11:00 PM / Black Diamond Lines Model Railroad Club Operating session (HO) / Antioch, CA / Info: info@blackdiamondlines.com / Club phone 925-779-1964

Third Saturday 9:00 AM - 12:00 PM Noon / San Joaquin Central Operating Session (HO) / Fresno, CA / Chuck Harmon, e-mail: harmonsta@aol.com or 559-299-4385. It's April 1949 on SP's Donner Pass and fictitious SJC. An advance courtesy contact is appreciated. Send e-mail to be added to mailing list.

Third Saturday / Sacramento Modular Railroaders Operating Session (HO) / Sacramento, CA / Scott McAllister, e-mail: scooter923@att.net

Fourth Wednesday 7:00 PM / Coast Toy Train Club / Wood Glen Hall, 3010 Foothill Rd (at Alamar), Santa Barbara, CA / Lots of collecting in S, O, and Standard gauges. / Contact: Ken Kelley, e-mail: kenatttr@thirdrail.com

Fourth (and Second) Saturday 10:00 AM to 3:00 PM (and every Wednesday 10:00 AM to 12:00 PM) • Admission: Free / Bay Area N-Trak Model Railroad Club (N) Wells Fargo Express Room, Southern Pacific Railroad Depot, 900 Loring Ave., Crockett, CA • Map / Donations are welcome. / Contact: Jim Gray, send text to 925-260-5804 or e-mail to graymarks@hotmail.com



Enjoy the fellowship and learning experiences of a club near you

Alameda County Central Railroad Society

ACCRS is an HO and O scale club with layouts in a 30x100 building on the Alameda Co. fairgrounds in Pleasanton. With over 60,000 annual visitors, ACCRS is a great showcase for the hobby. Layouts reflect Alameda County and California and are continually improving and updating. Open for Fair events and Fridays, 6-9 PM. Lowest dues in the area.

Contact: Gary Lewis 925-455-8135

Email: glslewis@comcast.net

Web: www.pleasantonmodellrr.org/index.html

Amador County Model Railroad Museum

The ACMRRM is located at 13828 Gold Mine Road, #1, Pine Grove, CA. Gold Mine Road intersects with Hwy 88 in Pine Grove. Our non-profit association is open to the public from 10 AM to 5 PM, Friday through Sunday during Winter months and Wednesday through Sunday during the Summer. Work sessions are held every Tuesday starting at 10 AM. Our scenic DCC HO-scale layout depicts the lumber and gold mining history of Amador County. Operations include the Amador Central short line as well as the railroads of California's Central Valley including terminals at Stockton and Sacramento. Contact: Robert Piety, 209-296-3587 email rdpiety@sbcglobal.net

Antioch Model Railroad Club

The Black Diamond Lines is an HO Club located at 425 Fulton Shipyard Rd, Antioch. BDL has been in continuous operation since 1981. We meet Tues. & Fri., 7:00pm to 10:00pm. Formal Operating Session on the 3rd Friday of the Month, but visitors can always find trains running every club night. For more information, e-mail info@blackdiamondlines.com or visit us on the web at www.blackdiamondlines.com and we can be found on Facebook and YouTube.

Bay Area Ntrak Model Railroad Club

BANTrak MRC invites N scale modelers to visit us at the Wells Fargo Express Room, Southern Pacific Railroad depot, 902 Loring Ave., Crockett, on Wed. and Sat., 10 AM to 3 PM. Contact: Bob Lewis, 925-283-6838
E-mail: BobLewis1@sbcglobal.net.

Bay Area S Scalers

BASS is a group of modeler railroaders in the San Francisco Bay Area focused on scale modeling in 1:64 scale. BASS is a round robin club, typically meeting in a member's home on the third Saturday of odd numbered months. Meetings may include a mini-clinic, or showing progress on models or a layout. We also have a modular layout that has been displayed at public events. Contact: Michael Eldridge (meldridge2000@gmail.com).
Web: www.bayareasscalers.org.

California Central Model RR Club

The CCMRC is located in the old Agnew depot (Santa Clara) of the Southern Pacific (4185 Bassett St.) directly across from the Lafayette St. gate of Agnew State Hospital. The theme of the 15' x 50' HO club is western railroading running from the Bay Area to Southern Oregon. We meet Fri., 7:30 to 11 PM. Operating sessions the 1st and last Fri. of the month. Contact: 408-988-4449 (operating nights), or Wayne Cohen, 408- 779-0707.

Carquinez Model Railroad Society

HO Model Railroading on a Grand Scale! Can you imagine taking one real time hour to run an SP (or your favorite name) DCC train round trip from Oakland, through the Sierras to Sparks and back? Don't imagine, join us! Friday nights 7-10 (by appointment) at 645 Loring Dr, 2nd Floor, Crockett CA Call Weds 7-10 510-787-6703 or e mail anytime loggingrr@aol.com , bob@bob2sell.com or lambert5522@att.net

Coastal Valley Lines Model Railroad Club of Sonoma County, LTD

Coastal Valley Lines Model Railroad Club of Sonoma County, LTD (Coastal Valley Lines) is an association of novice-to-expert model railroaders from the Sonoma County area, who operate a digitally command controlled (DCC) HO scale modular railroad at public and private events, and gather for clinics, work sessions and monthly meetings. Coastal Valley Lines is incorporated in the State of California with its primary purpose of educating the public about model railroading as a family hobby and is a not-for-profit 501(c) 3 organization with elected officers and bylaws. Additional information can be found at cvlrr.com.

Continued on page 48

Eel River Valley Model Railroaders

The Eel River Valley is an HO club with a NWP-layout series of modules under construction. We meet Fri., 7:30 PM at the Humboldt County Fair Grounds Commercial Building, NW corner, Ferndale. Contact: Jack Jensen, 707-845-2823, 3313 Union St., Eureka, CA 95503 or Ron Plies, 208-229-7107, 12818 N. 11th Ave., Boise, ID 83714.

Elsie

The Left Coast (Elsie) HOn30 group invites anyone interested to join us. We use existing standards for module construction but are not merely a modular group. Contact: Al Sandrini in Bakersfield, 661-664-8614 or Ken Lunders in Cupertino, 408-777-9572.

European Train Enthusiasts

ETE (www.ete.org) serves modelers, railway fans, related organizations, and the community through public venues, operating layouts, the annual convention EuroWest, the chapter newsletter, and the quarterly national journal, the *ETE Express*. ETE is open to all who have an interest in European railways, whether full size or scale model. The SF Bay Area Chapter meets the second Saturday of the month from 1-5pm in various locations around the bay. Contact BillKeaney (650) 355-7231 or billkeaney@comcast.net.

Enjoy the fellowship and learning experiences of a club near you

Golden Empire Historical & Modeling Society

Bakersfield GEHAMS, founded in 1987 and in their current location since March '94, is dual-scale with a 30' x 100' HO, and a 18' x 80' N based on SP's route from Bakersfield to Mojave with Tehachapi Loop. Though under construction, mainlines are in with monthly operations. Contact: Doug Wagner, 661-589-0391 email: carldw@aol.com GEHAMS web: ww.gehams.org

Golden State Model Railroad Museum – East Bay Model Engineers Society

900-A Dornan Drive in Miller-Knox Regional Park at Point Richmond. Weekly public hours are on our website. To meet members, inquire about membership and behind the scenes tours come 1st & 2nd Friday evenings of the month between 7:30 and 10 PM.; behind the scenes tours also available most Wednesdays 11 AM to 3 PM. New members are welcomed in all Scales – O, HO and N, including narrow gauge and traction. For general information check the website or call (510) 234-4884 (recording); for membership inquiries call 1st or 2nd Fridays 8-10p.m. (510) 236-1913. For other information or to schedule special events, Email info@gsmrm.org. Website: www.gsmrm.org

Humboldt Bay & Eureka Model Railroad Club

The HB&EMRC meets at their clubhouse and layout at 10 West 7th St., Suite #C in Eureka, on Sat., 7:00 PM. Visitors are always welcome. Business meetings 1st Sat of month, 7:30 PM. Contact: David Berriman P.O. Box 915, Arcata, CA 95518 707-825-7689

Monterey & Salinas Valley Railroad Museum

26 Station Place - Salinas, CA 93901
The Monterey and Salinas Valley Railroad Museum is dedicated to creating & maintaining a Railroad Museum in Salinas with an emphasis on the historic, contemporary and future value of the Railroad to the Salinas Valley and Monterey Bay Regions, providing experiential educational opportunities for children of all ages enhancing the core curriculum and inspiring civic involvement in our communities.

Open first weekends of each month 10AM - 4PM
831 789 8097

www.msvrr.org
info@msvrr.org

HAVE 50 MODEL RAILROADING CLINICS RIGHT IN YOUR LIVING ROOM.

Just because you can't make it to a national convention doesn't mean you have to miss out. Right now the NRMRC's Kinloch Memorial Library has over 50 DVDs of clinics presented at national conventions from 2001 to 2010. Each is available for NRMRC members to borrow for the cost of processing and postage.

So you can see clinics on everything from decisions to design, scale to technology, history to highways, and models to main casting.

All from the comfort of your very own couch.

Visit www.nrmrc.org and go to the Kinloch Memorial Library page for a complete listing. Or call the Library at 423-894-8144.

NRMRC
www.nrmrc.org

We make it even more fun.
www.nrmrc.org

Then, get that popcorn ready.

Continued on page 49

Napa Valley Model Railroad Historical Society

Located at The Napa Valley Expo, (fairgrounds), 575 Third St., Napa, our railroad runs from Napa to Ukiah with off line connections to Stockton and Portland, has 700 feet of main line, and large classification yards at each end. The layout is never finished, as we are always rebuilding and improving! Era is 1940 to present. Member-owned rolling stock stresses reliability and realism. We meet Fri. 7:30 PM to 12, with formal runs the 2nd Fri. of the month. Info: John Rodgers 707-226-2985 E-mail: Napa-John@napanet.net Web: www.nvmrc.org

Nn3 Alliance

Our 700 members in nine countries model narrow gauge in "smaller scales". Nn3 describes 3', 3'6", and meter gauges, modeled in N or 2MM Scales. Our local portable exhibition layouts and modules regularly appear at conventions and shows. The Nn3 Handbook, 140 pages with 400 illustrations, covering all aspects of small scale narrow gauge, is available through the address on the website. Official mailing address: The Nn3 Alliance, PO Box 6652, Chesterfield, MO 63006 Web: www.Nn3.org <http://groups.yahoo.com/group/nn3/>

Sacramento Model Railroad Historical Society

Established in 1948, the SMRHS is located at 1990 Grand Ave., Sacramento. Modeled as the Sierra Central RR, both HO and HOn3 layouts. HO layout is being rebuilt to depict SP/WP prototype. Open Tues. and Fri. nights, 7:30 PM. Contact: 916-927-3618 Email: d.megeath@comcast.net Web: www.smrhs.com

Sacramento Modular Railroaders

Most of our events are operating sessions, where we make up trains in our large switch yard, and send road crews out to switch cars into and out of industries at the towns along the main line. The club owns a large main yard, the corner modules, some special modules, and some rolling stock. Members own their own modules and rolling stock. Contact: memberhip@sacmodularrailroad.com

Sacramento Valley Live Steam Railroad Museum (SVLSRM)

The SVLS was founded in 1968 and is located in Hagen Community Park, Rancho Cordova, CA. Our initial 1500 feet of track has expanded to over 6300 feet of mainline and sidings. Approximately 1500 feet is dual gauge 4 3/4" and 7 1/2". We can accommodate equipment ranging in size from 1 inch scale (standard gauge) to 5 inch scale (2 foot narrow gauge), the most common scale being 1 1/2". Public run days are on the 1st Saturday and 3rd Sunday of each month during our operating season

San Joaquin Valley Garden Railway Society

The SJVGRS was founded in July of 1995 to promote the joy of building and operating Garden Railways. We have grown to over 70 families in the Central Valley, meeting monthly at members' homes to spend the afternoon sharing our hobby, weather permitting. Dues: \$25 a year for a family. Contact info: Richard Emerson 559-439-7173 E-mail: emerson.r@worldnet.att.net Web: <http://home.att.net/~sjvgrs/train/>

San Joaquin Valley Toy Train Operators

We are an all scale train club. We have members in scales from Z to G. Whether you are someone who likes to run toy trains in circles or model an exact date, railroad or scene or anything in between you are welcome. Everyone who likes trains is welcome. You don't need to own any trains. We have two portable layouts that we set-up at public locations. We have set them up at care facilities, Amtrak stations, train shows and other places. We also have outside club activities. We have gone on the train to Sacramento and the Sacramento Rail Museum. We've ridden the train at Railtown 1897 SHP and had a private tour there. Also we have visited home train layouts and will have many other activities in the future. Our meetings are at the Scouts Hall, 4717 Elm Street, Denair, CA at 1:30 PM (doors open at 12:30) on the first Sunday of each month. Holidays or other events can change that. We always get there by 1:00 PM to visit and see what others have brought to show. For more information please call Ed Cathcart at 209-479-4432

Enjoy the fellowship and learning experiences of a club near you

Continued on page 50

San Leandro Historical Railway Society

The SLHRS models the SP from Oakland/San Leandro to just east of Norden using the tri-level Donner Pass plan featured in the March '98 Model Railroader. It's housed in the former S.P., San Leandro depot, located at 1302 Orchard Ave., San Leandro (just off Davis St.). Work sessions Sat. 9:00 AM - 1:30 PM and Tues. 7:30 - 9:30 PM, business meetings the 1st Fri. at 7:30 PM. Contact: Eugene Brichacek, 510-963-2965 email: embrichacek@gmail.com

San Luis Obispo Model Railroad Association (SLOMRA)

The SLOMRA is a multi-scale modular group with active N and HO scale layouts. The goal of our nonprofit association is railroad education and local history through public display of our modules. Our shows usually include G-gauge, tinplate, and even LEGO trains. The monthly meetings include model and prototype activities, videos and discussions. The SLOMRA is open to new members who have a love of trains. The general meeting is the third Monday of every month at 7:00pm at the Oceano Depot. For more information visit www.slomra.org or email info@slomra.org.

Silicon Valley Lines

The SVL is located at 148 E. Virginia St., San Jose. We meet Fri. 7:30 to 11:30 PM, with business meetings the 1st Fri. and operating sessions the last Fri. of the month. Our HO layout utilizing DCC for realistic operations, computer-generated train orders and radio-based dispatching. E-mail: svl@siliconvalleylines.com Web: www.siliconvalleylines.com

Siskiyou Model Railroad Club

Currently we are meeting at a member's home on the first Thursday evening of the month. Contact Tom Brass as 530-842-4921 or Glenn Joesten at 530-842-2359 for current info. The layout is still in the Yreka Western freight room, but is inoperable due to no power in the building. #19 was still in the engine house last we saw, but in "kit form." No further info. Currently a few members have been getting together on Tuesday mornings for various activities.

South Bay Historical Railroad Society

SBHRS invites interested modelers to visit us in the historic Santa Clara CalTrain Depot, 1005 Railroad Ave., Santa Clara, Tues. 5:00 to 8:00 PM or Sat. 10:00 AM to 3:00 PM. Contact: 408-243-3969. Web: www.sbhrs.org.

Sonoma Short Line (SSL)

A group of model railroaders has formed a DCC, HO 100% NMRA club, Sonoma Short Line (SSL). The club is building a modular layout with a Sonoma County theme inspired by the period 1900-1950s. Private ops sessions and public shows are scheduled. SSL is looking for new members with skills in all aspects of model railroading and a desire to actively participate in the club. Contact Steve Lewis (707) 527-0396 or Steve Skold (707) 539-1782 for further information.

South Coast Society of Model Engineers

The club consists of enthusiasts of all scales and prototypes living in the Santa Barbara area, and has a collection of railroad books and videos for loan to members. The club has no layout but activities include weekly operations and work sessions at member layouts, as well as occasional club field trips. We meet every 3rd Tues. at 7:30 PM, at Woodglen Hall, 3010 Foothill Road, Santa Barbara. Junior members welcome. Contact: Secretary David Kuehn, email: davidkuehn@cox.net. Facebook: <http://www.facebook.com/group.php?gid=163470062239>

The Tidewater Southern MRC Inc. & Tidewater Southern Railway Historical Society Inc.

reorganized and incorporated in 2018. We are Located at the San Joaquin Fairgrounds, Building 1, (corner of Airport and Charter Ways (Hwy 4), Stockton), a 2,400 sq. ft. alcove houses a large HO layout depicting the Tidewater Southern, & Freelanced N-Scale. We meet 2p-7:30p Thursdays. 10a-3p Saturdays events permitting. Contact: Tiffany Barning 135 W. Emerson Ave. Tracy, CA 95376 E - mail: tidewatersrhs@gmail.com

Tri-city Society of Model Engineers

The TCSME located in the Niles Plaza is currently looking for new members to help build and operate both an N Scale and an HO layout focused on Fremont and surrounding areas. We meet Fridays 7:30-9:30 PM. The depot is located at 37592 Niles Blvd, Fremont, CA 94536. Please visit our web site at <http://www.nilesdepot.org/> <http://www.nilesdepot.org>

Enjoy the fellowship and learning experiences of a club near you

Walnut Creek Model Railroad Society
 The WCMRS located at 2751 Buena Vista Ave, Walnut Creek, is open to last Friday of the month from 8:00 to 10:00PM for operations. Fares are \$2.00 for 6-12 and seniors over 60 and \$3.00 for adults. Membership is always open to interested HO modelers. Contact: 925-937-1888 (recorder). Web: www.WCMRS.org. "Like Us" on Facebook (www.facebook.com/wcmrs). Please refer to www.wcmrs.org for the dates and times of our Annual, Weekend and Friday evening shows .

West Bay Model Railroad Association
 The West Bay Model Railroad Association is accepting new members; all skills are invited. Construction and scenery are now complete on our DCC 2-level HO layout designed for operations; work on signaling is in process. Work sessions are Wednesday evenings and Saturday afternoons. Prospective members and visitors are always welcome. We run trains for visitors monthly on second Saturday afternoons. Business meetings are at 8 pm on the third Wednesday of the month, and operating sessions are on Saturday of the following week. We're located a few hundred feet south of the Menlo Park Caltrain station, in the former baggage building, at 1090 Merrill St., between the station and Ravenswood Ave. For more information, visit wbmrra.ning.com and facebook.com/wbmrra. Or e-mail westbaylines@gmail.com.

Enjoy the fellowship and learning experiences of a club near you



Web Announcement
 By Gus Campagna,
 Manager, PCR
 Publications Department

New pages added to the Website. We are in the process of adding a page to display Layout Stories. We are seeking submissions from layout owners to tell the story of their layout. Details are on the page about what we are looking for. Check out the Layout-stories page on www.pcrnmra.org

We not only welcome your input here at the *Branch Line*, we actively encourage it! In fact, may we say that we go so far as to solicit your input?

If you have a small article you would like to submit for publication, or even just an idea for an article, please let us know. We will be happy to work with you.

Just contact our editor, Chip Meriam, at:

chipmeriam@comcast.net

We're looking forward to hearing from you!





NATIONAL MODEL RAILROAD ASSOCIATION, INC.

Wow! Did you know there's a new NMRA Member Benefit?

It's the NMRA Partner Program!

Model railroad manufacturers are partnering with the NMRA to offer discounts to NMRA members.

Current members log in to www.nmra.org. At the Members Menu, go to the NMRA Partnership Page to see who's on the list, discounts offered, and how to order. New Partners are coming on board every month, so check back often.

If you're not yet a member, here's another great reason to join and get more fun from your hobby with a membership in the world's largest model railroad organization.

www.nmra.org

A proud Partner with



The best gift card you'll ever give.

(Or receive!)

When you give the gift of an NMRA membership, you're giving someone a gift they can use all year long. From accessing our online photo archives to getting special deals on books, to attending Division and Region meets, an NMRA member has a wealth of benefits to take advantage of.

We'll send your new member a membership card, then bill you separately. Call HQ for details and ordering. Allow 4 weeks for processing.

Perfect as a gift for holidays, birthdays, graduations, Fathers Day, Mothers Day...even Valentine's Day!

This year, give a card they'll treasure all year!



We make it even more fun.

www.nmra.org
423-892-2846