

Apr-May-Jun 2022



## Return to the Redwoods PCR 2022

Convention time is almost here! We have a great schedule put together that you don't want to miss. **Online registration will end April 14** so don't delay. Register here: <https://pcrnmra.regfox.com/pcr-nmra-2022-convention> And if you haven't made your hotel reservations, do so right now. Those great rates will only be available for a few more days. There is lots of merchandise to commemorate this convention. We have the traditional polo shirt, a denim shirt, a cap and a mug! And of course, the beautiful Roma Wine Car as the convention car. All of these items can be ordered on the registration site but **only until April 7**. If you have already registered and need assistance adding these items to your registration, please contact [registrar2022@pcrnmra.org](mailto:registrar2022@pcrnmra.org). After April 7, shirts may be ordered through Daylight Sales and shipped directly to you. There will be a limited number of hats and mugs available for purchase at the convention.

We realize some people may still be concerned with Covid and we will follow whatever mandates are in place from state, county and the hotel. If needed, we will limit room capacities and even repeat clinics so that everyone feels comfortable attending. For this reason, we need everyone to register as soon as possible so we have enough time to make the necessary arrangements. Some layout tour hosts and operating session hosts have asked that attendees wear masks and/or be vaccinated to visit their homes. Please be respectful of their request and bring your vaccination card and masks.

**This convention will only be successful if you attend. Come join your fellow modelers in Rohnert Park. Register today!**

*Continued on page 7*

Officers, BOD	Administration	Membership	Pubs.	Conv.	Contest	AP	Daylight	Coast	Sierra	RED											
President, Frank Markovich, MMR 408-505-2727 Vice-President, Chip Meriam 530-899-2609 Treasurer, Bob Osborn 925-519-6016 Secretary, Mike O'Dorney 925-998-6226 Director - Daylight, Walter Mizuno 559-977-8511 Director - Coast, Lisa Gorrell 925-228-4429 Director - Sierra, Jim Collins 209-566-0935 Director - RED, Giuseppe Aymar, MMR 707-291-0701	Manager, Frank Markovich, MMR 408-505-2727 Budget and Finance Committee [President, Vice-President and Treasurer] By-laws and Manual Committee, (vacant) Nomination Committee Chair, Dave Connery, MMR 925-735-0134 Ballot Committee, Jim Providenza 415-472-6715 Honors Committee, Dave Connery, MMR 925-735-0134 Storekeeper, Mark Poggendorf 707-230-1142 Audit Committee, John Houlihan 559-435-0874 Historian, Dave Connery, MMR 925-735-0134	Manager, Doug Wagner 661-589-0391 Member Services, Bob Ferguson 925-228-6833 Member Aid, Rod Smith 510-657-3362 Education (vacant) Special Interests, Seth Neumann 650-965-4687	Manager, Gus Campagna 707-664-8466 Editor, Branch Line, Chip Meriam 530-899-2609 Webmaster, Dave Grenier 408-431-8989 Editor, Proactive Communications, Pete Birdsong, MMR 859-552-5467	Manager, Tom Crawford 510-790-0371 2022 RED, Cliff & Denni Baumer 707-980-3250 2023 - Sierra Division, Chip Meriam 530-899-2609	Manager, Earl Girbovan 650-248-9255 Daylight Division, Chuck Harmon, MMR 559-299-4385 Coast Division, Jim Eckman 650-996-6728 Sierra Division, Mike Hamlin 530-526-4408 RED, Giuseppe Aymar 707-291-0701	Manager, Jack Burgess, MMR 510-797-9557 Daylight Division, Dave Grenier 408-431-8989 Coast Division, Earl Girbovan 650-248-9255 Sierra Division, Dave Bayless 530-613-5784 RED, Giuseppe Aymar, MMR 707-291-0701	Superintendent, Mike O'Brien 661-654-0748 Clerk / Paymaster, Milton San Soucie 714-528-8624 Editor, Chuck Harmon 559-299-4385 Contest, Chuck Harmon 559-299-4385 Achievement, Dave Grenier 408-431-8989 Membership, Doug Wagner 661-589-0391 Member Aid, Bob Pethoud 559-438-7705 Webmaster, Dave Grenier 408-431-8989	Superintendent, Phil Edholm 408-832-5618 Clerk, Brian Booth 925-324-2181 Paymaster, Bob Ferguson 925-228-6833 Editor, Bob Gardyne 510-918-9099 Contest, Jim Eckman 650-996-6728 Achievement, Earl Girbovan 650-248-9255 Membership, Ronnie LaTorres 510-317-7456 Member Aid, Rod Smith 510-657-3362 Webmaster, Bob Gardyne 510-918-9099	Superintendent, Chip Meriam 530-899-2609 Clerk, Dave Fryman 925-360-1377 Paymaster, Michael Eldridge 408-663-2019 Editor, Chip Meriam 530-899-2609 Contest, Mike Hamlin 530-526-4408 Achievement, Dave Bayless 530-613-5784 Membership, Jim Collins 209-566-0935 Webmaster, Michael Eldridge 408-663-2019	Superintendent, Paul Weiss 707-775-9889 Clerk / Paymaster, Dave Grundman 707-584-1964 Editor, Scott Lockhart 707-775-9889 Program, Al Merkrebs 707-953-5358 Contest, Giuseppe Aymar, MMR 707-291-0701 Achievement, Giuseppe Aymar, MMR 707-291-0701 Membership, Gus Campagna 707-664-8466 Webmaster, Gus Campagna 707-664-8466	frank@frankmarkovich.com chipmeriam@comcast.net brakemanbob@yahoo.com modorney@aol.com wkmizuno@gmail.com snrylisa@gmail.com jimcol51@gmail.com REDdirector@pcrnmra.org	frank@frankmarkovich.com dgconnery@sbcglobal.net rrjim@aol.com dgconnery@sbcglobal.net on3cool@gmail.com oscalejohngmail.com dgconnery@sbcglobal.net	CarlDW@aol.com BobPCRC@aol.com Railgeez@aol.com sneumann@pacbell.net	campgus@earthlink.net chipmeriam@comcast.net pcrWebmaster@pcrnmra.org rrpetteb@gmail.com	tom@thecrawfordfamily.net pcr2022conv@gmail.com chipmeriam@comcast.net	egirbovan@netzero.com harmonsta@yahoo.com jim_eckman@roninengineer.com mikeandjerihamlin@gmail.com Giuseaymar@aol.com	jack@yosemitevalleyrr.com grenida@pacbell.net egirbovan@netzero.com davebayl@pacbell.net Giuseaymar@aol.com	obsmobile2002@yahoo.com miltons@sbcglobal.net harmonsta@yahoo.com harmonsta@yahoo.com grenida@pacbell.net CarlDW@aol.com pethoud@comcast.net grenida@pacbell.net	pedholm@pkeconsulting.com carcrazy832@yahoo.com BobPCRC@aol.com bob@oneva.com jim_eckman@roninengineer.com egirbovan@netzero.com veronicashadlow@yahoo.com Railgeez@aol.com bob@oneva.com	chipmeriam@comcast.net fryperson@hotmail.com meldridge2000@gmail.com chipmeriam@comcast.net hamlin@snowcrest.net davebayl@pacbell.net jimcol@charter.net meldridge2000@gmail.com	REDsuper@pcrnmra.org REDclerk@pcrnmra.org REDcallboard@pcrnmra.org REDprograms@pcrnmra.org REDcontest@pcrnmra.org REDap@pcrnmra.org REDmembership@pcrnmra.org REDwebmaster@pcrnmra.org

**The Branch Line**  
**The Official Publication of the**  
**Pacific Coast Region/ National**  
**Model Railroad Association**

**Vol. 79, No. 2 2nd Qtr, 2022**

The Branch Line is published quarterly to inform members of Region activities and to provide educational articles for the advancement of railroad history and the art and science of model railroading. It is distributed to members of the Pacific Coast Region. Electronic versions are posted on the website, [www.pcrnmra.org](http://www.pcrnmra.org).

Copyright 2020, Pacific Coast Region, National Model Railroad Association. Permission to reprint granted to all affiliates of the NMRA. Others may request permission to reprint from the Editor:

Chip Meriam  
 2260 Cherry Glenn Court  
 Chico, CA 95926  
 Phone (530) 899-2609  
 e-mail: [chipmeriam@comcast.net](mailto:chipmeriam@comcast.net)

All comments about materials contained in the BRANCH LINE should be mailed directly to the PCR Publications Manager, 1915 William Drive, Penngrove, CA94951.

Inquiries regarding membership application, renewal, or change of address should be directed to the NMRA, P.O. Box 1328 Soddy Daisy, TN 37384-1328.

**Branch Line**  
**Deadlines for 2022**

**JUL-AUG-SEP 2022 issue**

Articles due by  
**June 10, 2022**

**OCT-NOV-DEC 2022 issue**

Articles due by  
**September 10, 2022**

**JAN-FEB-MAR 2023 issue**

Articles due by  
**December 10, 2022**

**APR-MAY-JUN 2023 issue**

Articles due by  
**March 10, 2023**

Please direct questions to the  
 PCR Publications Manager,  
 Gus Campagna at  
[campgus@earthlink.net](mailto:campgus@earthlink.net)  
 Or phone (707) 664-8466

**Contents**

**Reports**

Last Run—Tom Van Horn.....4  
 From the President.....5  
 From the Vice President.....6  
 Achievement Report.....12  
 SIG Report.....15  
 Coast Division Report.....22  
 Daylight Division Report.....24  
 Redwood Empire Division Report.....25  
 Sierra Division Report.....28

**Feature Stories**

Return To The Redwoods.....1  
 The Magic of Scale Model Railroading.....11  
 The Answers Are Out There.....13  
 Life On The Fungus & Mungus.....14  
 Tales Of The Santa Cruz Northern.....17  
 Nicassio Noodlings.....19  
 Looking Back..... 20  
 Pacific Southwest Region Convention.....27  
 Scale Structures - The Story of a Lifetime.....34  
 Rails By The River.....37

**Regular Goodies**

Call Board.....2  
 Statement of Publication.....3  
 Membership Tracker.....10  
 Membership Gauge.....10  
 Welcome New Members.....10  
 In Memoriam.....10  
 Time Table.....38  
 Club Information.....44  
 NMRA Partnership Program.....49  
 NMRA Membership Renewal Form.....50

**PCR Membership Tracker**

<u>Division</u>	<u># Members</u>
<b>Coast</b>	<b>375</b>
<b>Sierra</b>	<b>233</b>
<b>Redwood Empire</b>	<b>105</b>
<b>Daylight</b>	<b>92</b>
<b>Total PCR Members</b>	<b>805</b>



**Tom Van Horn**  
**March 16, 1948 - December 31, 2021**

## LAST RUN

Tom Van Horn passed away at home in Denair, California, December 31, 2021. Always an active person, Tom worked as a carpenter and mechanic. He enjoyed fishing, motocross and off-road motorcycle racing, and tennis as recreational pursuits. He was most passionate for the hobbies of model railroading and rail fanning.

Beginning in the 1970s, when N scale, as a viable commercial scale, was little more than a decade old, Tom was one of the founding members of the Bay Area N Scalers club that embraced the then-new modular concept of layout design. His

Fruitvale Connecting Railroad switching module captured the industrial flavor of the area of Oakland where Tom grew up.

Tom was also a member of the East Bay Model Engineers when that club was still based in Oakland, and was one of the members who helped start the N scale division of that club.

During the Bicentennial, Tom was often out trackside photographing (and sometimes riding) the Freedom Train behind 4449, or prowling the tracks of the Bay Area to capture local rail traffic and the Flying Scotsman during its visit here.

Tom expanded his involvement in the hobby by taking over the Trackside Trains hobby shop in Burlingame in the early 2000s and moving it to Menlo Park where he operated it until 2010. Always willing to share his knowledge with others, Tom was known for his enthusiasm for informing and encouraging his customers, especially first-timers, about the hobby.


Tom also contributed to the history and preservation of railroad history as a member of the Western Pacific Railroad Museum in Portola and as a docent at Railtown 1897 State Historic Park in Jamestown, where he hosted roundhouse and machine shop tours. He was also a member of the West Bay Model Railroad Club in Menlo Park and, most recently, the San Joaquin Valley Toy Train Operators club in Turlock.

Throughout his hobby career Tom supported, promoted, and participated as a member and officer in the Coast, Daylight, and Sierra divisions of the Pacific Coast Region of National Model Railroad Association, serving as a director in the Sierra Division and receiving the Sierra division Member of the Year Award in 2021.

Tom was known as a frequent contender in the Timesaver switching game in many scales from N scale on his own layout to a riding version, often turning in the winning times. He was also the winner of several first-place awards in PCR and division photo contests.

Tom's easygoing, friendly manner was always a joy, and all who knew him will have fond memories of sharing the hobby with Tom on many occasions over the past 50 years.

- Paul Ingraham



## From The President



By Frank Markovich, MMR  
President

We are finally starting to get together. The various Divisions will be having events the next few months. By the time you read this I will have gone to the first Coast event in two years (over 2 years).

Then in April is the "Return to the Redwoods" in Rohnert Park, April 21-24. It is looking to be an excellent convention. They still need some clinics so if interested please contact them at: [clinics2022@pcrnmra.org](mailto:clinics2022@pcrnmra.org). I will be doing a hands on clinic – limited to 35. Each attendee will get a distressing tool that they can put together but will need to bring 5 #11 blades. In addition to that each attendee will need the following:

Knife with #11 blade.

Working mat – healing mat or some other item to cut on (a piece of Masonite will work or even a piece of wood).

A small rag.

We will be building a small false front structure. Will do it in HO and if you are in O scale let me know in advance.

Also, during the Banquet we will be having a meet the officers section where members can ask questions.

There are over 20 layouts that will be open during the convention for you to see with a number of them available for Operating Sessions. Of course, a full complement of contests. A swap meet and vendors will also be included. There are several excursions planned also. I understand that swap meeting tables are going fast. They have many items for sale in the company stored. There will be a banquet for Saturday evening. Register early to get a \$10 discount.

### Register NOW!

It's time to get back together and you don't want to miss this convention! <https://pcrnmra.regfox.com/pcr-nmra-2022-convention/>

### Banquet Program Announced

We are excited to welcome back Chris Palermo, At Large North America Director of NMRA and former PCR President, who will provide an update on all the changes happening at NMRA and answer your questions. This will be followed by Meet the Board where you will have the opportunity to meet and speak with the PCR Board of Directors. And of course, the Contest winners will be announced.

### Operating Sessions

We are currently soliciting operating sessions for the 2022 convention. If you would like to host an operating session, please complete this PDF form, save it and email it to Doug Smith at [Operations2022@pcrnmra.org](mailto:Operations2022@pcrnmra.org). Signups for Operating Sessions will begin in March.

### Clinics

JUST ADDED!!! 15 more clinic titles! And more are coming in. Check out all the descriptions on the website <http://www.pcrnmra.org/conv2022/clinics.html>

Contact us now to get your clinic added. [clinics2022@pcrnmra.org](mailto:clinics2022@pcrnmra.org).

### Volunteers Wanted

The 2022 PCR Convention could really use your help in a number of areas including Room Monitors and Contest Judges. And volunteers earn Achievement Program Association Volunteer points!! Please contact [volunteers2022@pcrnmra.org](mailto:volunteers2022@pcrnmra.org)

### Welcome Reception

Join us Wednesday evening, April 20, from 7:00pm - 9:00pm for a reception to welcome everyone back to the PCR Annual Convention. Catch up with old friends and maybe make a new one. No host bar.

A number of events are coming up related to model RR. Go to the PCR Calendar: <http://www.pcrnmra.org/pcr/calendar/calendar.shtml>

The changes to the PCR Manual of Operations and the By-Laws has been approved. Thank you to all that worked on it and to all of you who voted.

Lastly, if you need to contact me please use email: [frank@frankmarkovich.com](mailto:frank@frankmarkovich.com)

**Happy Modeling!**



## From The Vice President



**Chip Meriam, Vice-President and Branch Line Editor**

**The True Spirit Of Our Hobby** is the fellowship we share as fellow model railroaders. Sure, the hobby in and of itself is a fascinating endeavor. We are all familiar with of the many facets of the hobby: model building, scenery building, backdrop painting, electronics, carpentry, and on and on and on. But, perhaps, the greatest benefit to be had from the hobby is the association we have with others of a like mind.

Indeed, interaction with fellow modelers can be the most enjoyable part of this hobby. Clearly, Tom Van Horn exemplified this communication and fellowship.

As Tom's long-time friend, Paul Ingraham notes in his tribute, Tom was involved as a founding member of the Bay Area N Scalpers, a member of the East Bay Model Engineers, a member of the Western Pacific Railroad Museum, a docent at Railtown 1897 State Historic Park, a member of the West Bay Model Railroad Club, and a member of the San Joaquin Valley Toy Train Operators club. Tom also served the hobby as a member and officer in three of the four Pacific Coast Region divisions of the NMRA, including a recent stint as Sierra Division's Director. And to boot, Tom owned and operated a hobby shop for several years.

So we thank you, Tom, for demonstrating true passion for, and devotion to, our chosen hobby of model railroading. You will be missed.

What had begun to take root as a regular feature of the *Branch Line* has slipped away—all the way to Greeneville, TN. (see page 15)



Steve Folino has been bringing us the chronicles of the Fungus & Mungus Railroad for the past year. But, alas, the F&M has been uprooted. Steve and his wife, Lee, are on their way to Greener pastures (or, at least, a Greener ville).

Steve tells us he is escaping California to take refuge in a 1,700 square foot train room with crew quarters one floor above. The Fungus & Mungus will be rebuilt soon, quite a bit east of its recent location. Hopefully, Steve will keep us apprised of his progress—and we may yet see another episode of “Life on the Fungus and Mungus.”



**And Just Because I Can** occasionally assert “editor’s privilege,” here is UP 7409(AC45CCTE) on the point of a manifest freight, approaching West Lindo Avenue in Chico, CA the morning of February 26, 2022. Behind the shutter of this shot was my wife, and personal photographer, Lorri Meriam.

Lorri sent me several renditions of this shot in a portfolio labelled “Playing With Trains.” Some of her playfulness resulted in this pastel tinted view.

Of course my immediate thought was of the classic Lionel marketing flop of the 1950's, the “Pastel Train Set For Girls.”



There is lots of merchandise to commemorate this convention. We have the traditional polo shirt, a denim shirt, a cap, and a mug! And of course, the beautiful Roma Wine Car as the convention car. All of these items are available on the registration site. If you have already registered and need assistance adding these items to your registration, please contact [registrar2022@pcrnra.org](mailto:registrar2022@pcrnra.org)



**This convention will only be successful if you attend. Come join your fellow modelers in Rohnert Park. Register today!**



**Return to the  
Redwoods  
PCR 2022**

*Continued on page 8*



The planned Non-Rail activities for the 2022 PCR convention include:

### **The Non-Rail Networking Center and Sewing Collective**

This will be the “nerve center” for all Non-Rail participants to come and meet other people, relax for a while, sign up for various activities, work on puzzles and games, and choose books from our library of donations! In addition, many people will bring their sewing machines and work on projects for donation to various charities.

The Networking Center will be open in the Santa Rosa room as follows:

Wednesday 4:00 PM - 7:00 PM

Thursday 9:00 AM – 9:00 PM

Friday 9:00 AM – 9:00 PM

Saturday 9:00 AM – 5:00 PM

### **Tour of the Luther Burbank Home and Gardens in Santa Rosa, with visits to the Gift Shop and Carriage House**

Tours include the Home with its original furnishings, the Greenhouse, a portion of the Gardens, and a summary of Burbank’s life and achievements here in Santa Rosa. More than an acre of gardens includes many of Luther Burbank’s horticultural contributions.

### **Shopping Expedition to the Petaluma Village Premium Outlets**

Petaluma Village Premium Outlets is an outdoor shopping mall that offers impressive savings all year round at 60 outlet stores, including clothing, shoes, accessories, and edible treats.

### **Tour of the Charles M. Schulz Museum and Research Center**

Come and experience the Schulz Museum, which offers a video about the museum, various self-guided exhibits throughout the various collections of themed comic strips, and a peek into a replica of Charles Schulz’ studio. Across the street you will find the Warm Puppy Café, Snoopy’s Home Ice Rink and the Museum Gift Shop.

### **Saturday Fabric Shop Hop Tour**

Another longtime PCR Convention event, this will involve a group shopping expedition to various quilting and sewing stores in the greater area. Participants can sign up to carpool (either as drivers or as riders) and maps will be provided as our Non-Rail Shop Hop Expert leads the participants on their own personal “treasure hunts”!

### **Thursday Night At The Movies**

This year’s movie will be comprised of some of the episodes from the BBC sitcom “Oh Doctor Beeching!” Come and watch the adventures of the people at the Hatley Railroad Station, and check out the LMS Ivatt Class 2 2-6-0 No. 46521 from the Severn Valley Railway, which was used on the film set. (This event is open to all convention attendees and guests.)

### **Friday Night Bingo – a PCR Convention tradition since 2001**

This event is open to all attendees at the convention and their guests, so come and join in the fun! The Bingo game will be held in the hotel and will feature many prizes.

Look for a more complete schedule, list of events, and updates on the 2022 convention web site. In addition, a welcome newsletter will be sent to all Non-Rail registrants about a month before the convention.

Note: some planned Non-Rail activities may require a nominal fee to cover admission and/or docent-led tours. Also, please be aware that at this time, masks are required in all public areas and many restaurants require proof of COVID-19 vaccination for indoor seating..

*Continued on page 9*




We have had a great response to our invitation to host a layout for the 2022 PCR Convention. A number of the layouts were on the 2018 Layout Tours and many of those have been added to or significantly improved. There are also several new layouts available in 2022 and more layouts will be added as information arrives.

Layout tours will be open in the afternoon on Thursday, Friday and Saturday of the convention. The schedule as well as maps, directions and site conditions will be available at the convention Registration Desk.

Here's a preview of the layouts that have already signed up:

- Vern Alexander (HO) *Colville, Republic and Palouse*
- Peter Barnes (HO) *Bummelgwnn set in Germany and Austria*
- Gerald Bretag (Garden) *Colorado Southern*
- Gus Campagna (HO) *California Western*
- David Grundman (HO) *Great Northern*
- Ed Jameson (HO) *Central Valley SP and Santa Fe*
- Ron Kaiser (HO) *Western Pacific*
- Bill Kaufman (HO) *State Belt*
- Ron Learn (HO and O) *Northwestern Pacific*
- Ed Merrin (HO) *Northwestern Pacific*
- North Coast Historical Model Railroad Society (HO)
- Jim Provenza (HO) *Santa Cruz Northern*
- Richard Schoenstein (3-rail 'O") *RS*
- Dave Sheber (HOn3) *The King Delta & Valley Junction Railway*
- Tom Swearingen (HO) *The Cal Pacific*
- Paul Weiss (HO) *Central Vermont Railroad Southern Division*



## Membership

### Welcome Aboard ! PCR's Newest Members

Member	City, Sate	Date Joined
<b>Daylight</b>		
Cecil O'Briant	Clovis CA	2/23/2022
<b>Coast</b>		
Herschel Loomis	Carmel CA	12/7/2021
Randall Lowers	Redwood City CA	12/22/2021
Johnny Asbury	San Francisco CA	1/7/2022
Donna Smith	Livermore CA	1/10/2022
Ed Lynn	Livermore CA	2/23/2022
<b>Sierra</b>		
Patrick Edmund	North Highlands CA	12/20/2021
Harvey Mosley	Modesto CA	1/4/2022
Manuel Sanchez-	Durham CA	2/2/2022
<b>Redwood Empire</b>		
John Lytle	Vallejo CA	12/28/2021
Tom Comyns	Petaluma CA	1/19/2022
Gary Pischke	Santa Rosa CA	1/28/2022

### PCR Membership Gauge

February 29, 2012—1,312
January 31, 2021—851
February 28, 2021—842
March 31, 2021—836
April 30, 2021—832
May 31, 2021—825
June 30, 2021—825
July 31, 2021—828
August 31, 2021—789
September 30, 2021—817
October 31, 2021—823
November 30, 2021—825
December 31, 2021—824
January 31, 2022—811
February 28, 2022—805

### In Memoriam

Member	City, State	Date Joined
<b>Daylight</b>		
Joe Heumphreus (Lifetime Member)	Santa Barbara CA	1/1/1963
Norman Morrison	Visalia CA	12/1/2007
<b>Coast</b>		
Bernhard Beck	San Jose CA	3/1/2019
Otis McGee	Oakland CA	10/17/1989
<b>Sierra</b>		
Glenn Joesten (Lifetime Member)	Yreka CA	1/1/1958
Tom Van Horn	Denair, CA	5/1/2006
<b>Redwood Empire</b>		
Donald Hanesworth (Lifetime Member)	Sebastopol CA	1/1/1965

# THE Magic OF SCALE MODEL RAILROADING

Article by Dave Putnam

The NMRA's exhibit "The Magic of Scale Model Railroading" is approaching the one-year anniversary of its public debut at the California State Railroad Museum. Many members of the PCR region have already visited the display since the museum reopened its doors last June after being shut down in early 2020 due to COVID.



Last October, several PCR members from the Bay Area took the opportunity to organize an informal field trip to the museum. They boarded the Amtrak Capitol Corridor to Sacramento and met up with other region members for a day at the museum. For many, this was their first opportunity in over a year and a half to have a face-to-face visit with other modelers as well as experience the new exhibit. For those of you who haven't ventured out to see it, you really should make it a point to do so. You will not be disappointed.



The museum has welcomed thousands of guests since reopening, and many have given the NMRA exhibit high marks. The exposure that it gives to our hobby is no doubt a big plus. Now that we've had some time hear some feedback from visitors, volunteer museum docents and our members, we are in the process of looking at some enhancements to make it an even better experience.

Many of you who have visited know that the exhibit is in an area on the museum's third floor that some guests don't even realize exists. We've recently asked the museum's volunteer docents and park aides to focus their attention on steering guests toward the exhibit whenever the opportunity presents itself. We are also working with the museum staff to add better signage in order to steer guests toward it.



While the exhibit was designed to show where the hobby has been, it doesn't really give much of a glance toward current and future trends in the hobby. Some of the other suggestions include adding a few new interactive aspects that kids can better relate to. The NMRA is exploring the possibly having volunteer NMRA ambassadors present on busy days in order to field questions from the public.





## Achievement Program - Structures

By Jack Burgess, MMR, Manager, PCR Achievement Department

This month we will talk about the requirements for the Master Builder - Structures. Like the other certificates, the actual requirements and forms for this category are available online at [www.NMRA.org](http://www.NMRA.org). You can also get a copy of the requirements by emailing me.

A number of different types of models qualify as structures, including all types of buildings, factories, bridges, cranes, etc. The basic requirement for the Master Builder - Structures certificate is to build twelve (12) structures with at least six different types of structures represented. (The intent of the requirement for different structures is to encourage the individual to model a variety of structures.) A brick building and a wood building would qualify as different types of structures as would a station and a water tank, even if both of them were built from wood.

There are a few qualifications for the twelve structures. First, one of the six types must be a bridge or trestle. Note that this bridge does not need to be a major structure but can be a simple bridge over a creek or even a vehicle bridge. If you don't need a bridge on your layout, you can build the bridge as a separate model.

Next, at least six of the twelve models must be scratchbuilt. Note that you can use commercial scribed styrene or wood and still meet the requirement for a scratch built model.

The remaining six structures, if not scratchbuilt, must be super-detailed with either commercial or scratchbuilt parts. "Super-detailed" means that it has considerably more detail than usually expected. Some "more expensive/extensive" kits could meet this qualification as long as craftsmanship is shown in the assembly of the kit. Otherwise, look at the prototype and include in your model the details that you normally see in prototype buildings such as signs, electrical fixtures and meters, rafter tails, window details, etc.

Finally, you must score at least 87½ points on six of the twelve models. This can be via a PCR or Division model contest or by having the models judged for a Merit Award.

Once you complete these requirements, you can submit a Statement of Qualifications that identifies the models and the commercial parts used, etc. The easiest way to do this is to simply attach the model judging form, which includes this information and also documents your score. Send the completed form to your Divisional AP representative, along with a photocopy of your NMRA membership card and you are on your way toward another certificate!

I am also pleased to announce the following Certificate of Achievement award since the last issue of the Branchline:

Howard Lloyd - Association Volunteer

If you are interested in the AP Program or Golden Spike Program, contact me for more details. My phone number, address, and e-mail address are listed in the Call Board on Page 2.



## The Answers Are Out There

By Robert Pethoud

### Cunningham Petroleum 4: Fence, Truck, and Details



It's finally time to finish Cunningham Petroleum and install it on the layout. The oil distributor sits between a spur track and the SP main line through the little town of Bullfrog. A fence would be a good idea to separate Cunningham's property from SP's, and the folks at Bar Mills thoughtfully provided board fencing material in their Earl's Oil Co. kit. It consists of lengths of laser-cut wood slats and two sizes of basswood strips for the posts and horizontal stringers.

I cut the square cross-section wood into equal-length short pieces for the fenceposts, but I departed from the kit's instructions for the stringers. The directions called for all stringers to be cut to lengths that would just fit between the posts, but in my experience, the top stringer sits on top of the posts, so I left one piece long for that purpose.

With my three India ink and leather dye stains, I colored all the wood in the usual way. For those of you just joining us, here is the recipe for those three stains: 1 tsp India ink in 1 pint of 70% isopropyl alcohol, 2 tps India ink in 1 pint of 70% isopropyl alcohol, and 2 tps brown leather dye in 1 pint of 70% isopropyl alcohol. Holding each post or stringer with tweezers, I dipped it in the 1 tsp ink stain, then set it on scrap paper to dry. The lengths of fence slats were too wide to fit through the neck of the bottle, so I brushed them with stain using a wide, soft brush. After that first coat of stain was dry, I came back with a much smaller brush to randomly apply more stain from any of the three bottles to individual boards.

With the coloring complete, it was a simple matter to glue the posts and stringers to the lengths of slats. By first gluing on the long top stringer, I was able to ensure that all the vertical posts ended at the same height.



Perhaps the most striking feature of this diorama is the bright red tank truck for delivering oil to the businesses many customers. Its presence helps to clarify to the viewer what service this business provides and, at the same time, clearly establishes the era being depicted. The little vehicle is a kitbash of two models: Wheel Works WW-108 1934 Ford Chassis, with the tank from a Jordan Products 360-212 1923 Mack Tank Truck.

Following the kit's instructions, I assembled the soft metal Ford chassis with gap-filling CA (cyanoacrylate, or crazy glue), painting the parts as I went. The plastic tank was put together using Testors plastic cement. Most of the parts were sprayed gloss red from a rattle can. When dry, some of the parts received acrylic craft paint applied with a small brush: tires, black; underbody, slate gray; and seat, tan. The radiator and lights got Testors silver enamel. The decals come from Microscale set 87-993.

Bar Mills provided four soft metal detail castings to add to the realism of the completed scene: a neat stack of oil cans, a pile of old oil drums, a little group of cinder blocks, and a pile of random junk. I sprayed all of these with Rust-Oleum primer and, when they were dry, brush-painted them with various colors of acrylic craft paints. Some India ink stain weathered them all nicely, of course being very sparing on the neat stack of oil cans.

So, now Cunningham Petroleum is ready to open its doors just outside the town of Bullfrog. Its owners can expect to receive regular shipments of bulk oil in tank cars, as well as oil products in cans and drums delivered in boxcars. Local SP freight crews can anticipate spending a fair amount of time making setouts and pickups here.

Until next time, you can reach me with comments and/or questions at [pethoud@comcast.net](mailto:pethoud@comcast.net)



## Life on the Fungus & Mungus



Miss Katie, the proprietor of the Prancing Pony saloon, is still sound asleep. Another long, hard night behind her. As the town continues to grow, her job isn't getting any easier. Last night was busier and rowdier than usual. She's been working double-duty the past couple of weeks after it was discovered that Alice, one of her serving girls, was with child and unwed. Upon discovery, Alice promptly left for parts unknown. Sam Malone, one of her bar tenders, is already busy watering down yesterday's delivery of whiskey.



**Three miners gather outside Lee's Livery waiting to catch a ride to the Fungus Mines. For 10 cents a day, miners can avoid the 1-1/2 mile walk.**

him that they were all the rage in New York.

Belethor, a Breton originally from High Rock, is preparing his breakfast in the back of his General Store. Today, it's corned beef and hashed potatoes, along with a pot of coffee strong enough for the spoon to stand straight up. Always willing to try something new, he's looking forward to receiving his first shipment of Toasted Corn Flakes from the W.K. Kellogg Company, introduced only a couple of months ago. His store is well-stocked with all the necessities of small-town life. Canned goods line the shelves, sacks of flour and sugar rest along one wall, tables are piled high with Levi's from San Francisco, and crates of fruits and vegetables (fresh from California) are neatly stacked.

## Part 4

By Steve Folino

It's Friday, October 12, 1906, at 6:05 am. Despite being a small, sleepy town, the town of Bedrock is humming with activity. Sheriff Rubble has just arrived at the city jail to release Otis from his overnight jail cell accommodation. As usual, having had too much to drink, Otis wound up spending the night, only to be released sober but hung-over in the morning.

Miss Katie, the proprietor of the Prancing Pony saloon, is still sound asleep. Another long, hard night behind her. As the town continues to grow, her job isn't getting any



**Always busy, even during the day, the Prancing Pony occupies a prominent spot on Main Street.**

Leonor, the proprietor of Lee's Livery Stable, has been up for nearly an hour. When you run the only stable in town, the chores never end. There are always horses to feed, stalls to muck, and tack to clean and mend. The stable offers carriage service between the stables, the miner's camps just north of the stables and the Fungus Mines in Mineral Valley. For 10 cents per day, a miner can ride a crew wagon both ways and skip the 1 ½ mile walk. Leonor also provides black livery service for Frederick "Freddy" Fungus, mine owner, and Stanley "Stan" Still, the mine superintendent and other town elite.

B. Baggins is already hard at work in his boot, belt, and leather shop. A fresh shipment of shoes and boots arrived via the Wells Fargo & Co. Express on yesterday's train, and he's anxious to get them unpacked and on display. As the town is growing and becoming less like a rowdy frontier town and more sophisticated, he's received his first shipment of stylish, women's boots. The manufacturer assured



**The blacksmith shop, the heart of any town sits adjacent to Lee's Livery on main street. Behind the shop, on Second Street is the 47th Baptist Church and the barbershop.**

*Continued on page 15*

## Fungus & Mungus, ct'd.

Smitty, the town blacksmith, is sound asleep while his new apprentice, 13-year-old Smudge, is tending the fire and fetching coal and water for the day's usage. Smitty usually begins his day at 7:00 am. Being the only blacksmith in town keeps him busy. There are always horses to shoe, tools to sharpen, and wagons to repair.

Mortimer Stiph, the towns undertaker, is planning the day's work. He has two caskets to make, a tombstone to carve and a couple of bodies to prepare for burial. Mining is hazardous business but one that keeps him supplied with a steady stream of customers just dying to use his services. The city pays him two dollars for each body he buries in the pauper's cemetery.

The Right Reverend, Matthew John Luke, has just completed his morning prayers. Luke is the pastor at the 47th Baptist Church on Second Street. Even though he's pastor of the only church in town, his congregation is small. The job only pays five dollars per week plus the use of a small room in the back of the church; so, when he's not busy tending to his flock, Luke helps out at the hardware store, unpacking shipments, stocking shelves, and waiting on customers.


Kate, the proprietor of the Shady Rest, an old-fashioned, Victorian-style Hotel is already hard at work fixin' a hearty breakfast for the hotel's 11 guests. Frederick Fungus and Stanley Still, have already had an earlier breakfast. The second seating for the regular guests is at 6:30 and she'll have a full table this morning. With the help of her three daughters, Kate operates the hotel, keeping her guests well-fed by offering hearty breakfasts and her famous chicken and dumplin's for supper.



**The Shady Rest Hotel, only recently constructed, features 12 guest rooms, a large dining room, a sitting room and lots of porch space. It looks like one of Kate's daughters has slipped away and is skinny dipping in the Hotel's water tank.**

Another day has dawned along the Fungus and Mungus Railroad.

- Of Note: On January 12, 2022, version 4.0 of the Fungus & Mungus railroad was uninstalled. All the structures, locomotives, rolling stock, switch machines and electronics were carefully packed away. Installation of version 5.0 will begin this fall in its new home, an almost 1,700 square foot basement, with crew quarters above, located in Tennessee--one hour east of Knoxville, just outside the Town of Greeneville.



**The remains of The Fungus and Mungus Railroad Version 4.0 after uninstillation. All reusable components were removed prior to uninstillation.**



# Pacific Coast Region SIG Report

by Seth Neumann



I am hesitant to commit this to paper (or bits in any case) as it will surely conjure up another variant! but Ops seem to be creeping back: I've been to limited (number of operators) sessions on 7 local layouts and most of us are removing the accumulated debris of two years of projects, cleaning up layouts, and testing things out. As I write this in Mid-March I am anticipating participating in 3 meets and the ops program at Return to the Redwoods between now and the end

of April. I am cautiously optimistic that we'll have a good sample of traditional even-year events in the remainder of 2022.

Our local Bay Area PCR/LDSIG/SBHRS was held the first weekend of February 2022.

We were very pleased to be back at the South Bay Historical Railroad Society in the historic Santa Clara depot! Thanks to the great folks at SBHRS and all of volunteers!

The clinic/panel program moved to Sunday (so as not to interfere with the society's regular open house). This worked out well and we hope to be in the East Bay next year, schedule to be determined

We streamed the meet on Zoom with audience interaction and clinic-goes-on for those unable to attend and had a "passive" Youtube stream, without participation. The presentations are available TSG's YouTube channel, if you want to catch up on any you missed. The Zoom registration was included with in person registrations and we saw several people in person in the morning and saw them logged in after lunch, so people like to hop in and out of the virtual world.

We will have a limited SIG program at RTR, so check the latest information when you check in, see you there!

As in the previous months, we have had SIG activities via Zoom conferences. The Operations SIG has been holding clinics and layout tours monthly on Sunday afternoon at 1:00 PM Pacific, see <https://www.opsig.org/Virtual> for topics and meeting information. LDSIG is holding Zooms on a more-or-less quarterly schedule,

Seth Neumann




**Improve your modeling with a few sheets of paper.**

That's exactly what happens when you participate in the National Model Railroad Association's Achievement Program. One Merit Award here, another there, and pretty soon you're on your way to becoming a Master Model Railroader. All the while learning and having a ton of fun.

The Achievement Program is modelers helping modelers become better modelers and get the most out of their hobby. And it's yet another benefit of NMRA membership.

Visit [www.nmra.org](http://www.nmra.org). Then improve your skills. And your hobby.

**We make it even more fun.**  
www.nmra.org  
423-892-2846





# Tales of the Santa Cruz Northern

By: Jim Providenza

## Two Years, Three Months...

Saturday March 12, 2022. Two years, three months, less two days... it had been that long since the last op session on the SCN.

Bringing the railroad back into shape for an op session was an interesting experience. The track got a cleaning like it has never really had before – isopropyl alcohol on a white cotton rag over every inch of rail, several feet at a time until the cloth would show nothing but the imprint of the rails themselves. I followed up with a track eraser over every switch and used an emery board to clean the inside of the point rails on switches I haven't yet powered with frog juicers. This was followed by a wholesale dusting and vacuuming.

Routine cleaning of every locomotive wheel...



**Del Monte at Ilium: The Del Monte with its new gallery car and parlor car on the main at Ilium. A 10 mph slow order is in effect account track work... one of the white plastic shims is just visible below where the Harriman sub is coupled to the gallery car. Jim Providenza photo.**

was able to find some old forms to copy – with only an hour to go.

Folks began to arrive at 12:30 for a 1pm session. For this session I had 8 operators rather than the usual 12. I cut the Mac St yardmaster and the West End Agent-Operator as well as two train crew positions. This reduced the number of people the garage, but it turns out did not necessarily reduce the number of operators in an aisle at one time. I had expected less congestion. Not so, even though this was the 'quiet' time of the schedule from about midnight to 6am. A future tweaking of the timetable schedule is in order it seems.

*Continued on page 18*

### Tales of the SCN



Testing the railroad with a couple of different locos on a work / track cleaning train brought to light several problem areas. Ballast up on the inside web of rail closest to the aisle and thus out of normal view – how long had that been like that? Some tight track gauge on a sharp curve at SP Xing – and of course it would be in a place almost impossible to work on. Electrical gaps at several switches that had somehow lost their small bits of styrene 2x2 glued in place to prevent the rails from creeping together... And on Friday night just as I was finishing up before dinner, I found that the solder joint keeping one of the rails at the east end of Bridge 5 in gauge had somehow failed. Once more the soldering iron...

But the biggest single project by far was dealing with twisted cross elevation on the main track at Ilium. Between switches the siding was level within tolerances. But the main pitched and rolled so much you would think you were in a small boat! I knew there was a 'bit of a problem', but didn't understand the extent of the issue until I test ran the Del Monte with its new gallery coach and parlor car. I ended up lifting one end or the other of almost every tie for about four feet and shimming them between .010" and .030" using pieces of Evergreen strip styrene.

Saturday morning brought final cleanup and another work train to clean the main again. Time to add new Train Registers and Station Record of Train Movement forms. What? I can't find my stack of these forms? Well, who knows where they might have gotten off to in two+ years? I'll just print up some new ones from file... Hmm, it would appear the new version of Microsoft Office for Mac I purchased during the Pandemic does strange things with lines and margins on older .doc files... this is not a five minute fix. Fortunately, I



**Cydney and Jim: The author going over what is needed to 'dog catch' the Cementipede with Cydney. It is sitting between switches at East Rica where it stopped at the end of the session on December 14, 2019. When she gets to SP Xing, Bill Kaufman, the SCN's 'Official Purveyor of Bad Advice' will guide her through spotting the loaded cement hoppers on the interchange tracks. John Abatecola photo.**

## Tales of the SCN ct'd.

The operating crew was a mix of old heads and folks who were new to the SCN and/or operations. The reduced crew size meant that people who would normally work with an experienced conductor on a two person crew were instead thrown into the

deep end of the pool by themselves. Absolutely not how I would normally do things, but we tried to make this easier with a lot of coaching by the regular operators.

Everyone was asked to let me know about any problems whatsoever as it was really important to find those sorts of issues that only show up when the railroad is put under stress – the dreaded gremlins at work. All things considered there were remarkably few – though even with all the track cleaning effort several locos developed dirty wheels traveling from Santa Cruz to San Jose.

A special acknowledgment is due John and Cydney Abatecola and Jason Schoenmann for 'jumping into the deep end'. Jason agreed to work the FC&A log train – a potentially nasty piece of work that will try the patience of even the most experienced operator because of the poor (non-existent?) maintenance practiced by the lumber company who owns the log cars.

There are a number of interesting take-aways from the session. The big three:

1. Working without a yardmaster at Mac St. Yard is possible, but requires some additional instructions for crew who have work to do there. I had held off creating these instructions until after at least one session without the YM – I now have a feel for the instructions the crews might need if we run like this again.
2. We can work without a YM, but we need both agent / operators for the SCN to function well. This may be particular just to the SCN...
3. It is possible (but again NOT desirable) to have new operators take trains out on the road on their own - but only if you create and maintain a low key, stress free and 'safe' environment and mistakes are accepted as part of a necessary learning process and they know the regular, experienced operators are there to support and guide them. Come to think of it, this is the way you want any new crew member to be treated!

All in all, it went well. The intense cleaning and testing paid off. We all had a good time. It is good to be back!



220312 Crew: And they can still smile... almost all of the crew of the March 12, 2022 op session. From left to right: Jim Providenza, Cydney George-Abatecola, John Abatecola, Seth Neumann, Jim Radkey, Dave Clemens (kneeling) and Jason Schoenmann. *Terri Leinsteiner photo.*



Log Train and Perishable: John and Cydney Abatecola have teamed up for a bit on the Westbound Perishable and are meeting the Log Train at Laurel where Jason Schoenmann is pulling empties and spotting loads at Beroldingen Lumber. *John Abatecola photo.*



3007\_2260: Oh these two... WP 3007 and WP2260 have been consisted together for maybe a decade? Always very dependable, both equipped with early Soundtraxx sound decoders. During wheel cleaning and testing I discovered I could not get either to them to respond to bell, whistle or headlight commands, even though I could run them properly and the prime mover sounds were correct (EMD for the 3007 and GE for the 2260). Using JMRI Decoder Pro I discovered that sometime in the last two years they had each decided that they were the ATSF 3308... reprogramed they seem to be okay, for now. Here John Abatecola had them working upgrade out of Tunnel 3 on the Eastbound Perishable. *John Abatecola photo.*



# The Put-Away Project

## Nicasio Noodlings

News from the Nicasio Northern by Jon Schmidt

As we emerge from the drought of operating sessions necessitated by the pandemic, many of us are looking at preparing our railroads for restarting operating. That's true for my Nicasio Northern. It's also true for the Central Vermont in NorCal. This article is about the CV.

The CV is big: 700+ cars, 100+ industries, 2 large staging areas. It also depicts a real place and time: The southern division of the CV in CT and MA in 1956. Our team decided to use the Covid downtime to upgrade the railroad: Better geography, scenery, track realignment to match the prototype, car and locomotive review to match the era and traffic mix, etc.

Car movement on the CV is controlled by JMRI Operations (J). The computer knows where each car should be, and how it should move. It became clear in the early days of the rework that cars will have to move to make way for the rework. Since none of us knew how long the pandemic and the rework would take, we decided to make all the cars free to move anywhere, anytime. We were tossing out the state of the railroad with the knowledge that at a later date we would have to reposition all the cars and sync them back to J.

We're now at that point. Somehow we have to get car positions and J back in sync. There were two alternatives: a) Place the cars by 0-5-0 into their last known position; b) Do the data entry in J for each car to show where it currently resides. Neither of these alternatives was practical for our 700+ cars. We also had to account for the rules (schedules) within J that controlled car movement. We have over 40 schedules for our industries with around 240 definition lines.

There was also a need to clean and test all the cars, and to clean the railroad while we were doing so. We came up with a plan.

1. Create "cuts" of cars. Each cut is a randomly selected handful of cars, as few as 4, or as many as 20. Each cut gets a number, and stays together until it's put away. Each cut gets a road test and cars are repaired as needed. Each cut is documented by reporting marks and its location. We eventually had 43 cuts.
2. Set up J with 2 virtual staging locations: Arrive and Depart. All the cars are placed (virtually) at Arrive. Most of the cars are also given a load of "empty." This enables J to assign a load and destination to the car. Certain cars are assigned either a load of "Newsprint" or "Bananas" so that they will end up in those special trains eventually.
3. Cut by cut we use the *set cars* feature of J to move the cars to "Depart". This requires one click for each car, and then one dialog. MUCH easier than car-by-car dialogs. For each cut we create a train to move across the railroad, distributing cars. J creates the train, adds loads to the cars, and assigns destinations. We then print the manifest for each cut.
4. Our team takes each manifest, runs the train, and the cars get placed in sync with J's instructions. While doing so each track, turnout, and spur is used and fixed or cleaned as necessary. When all the trains/cuts have run we have a railroad ready to go.

One unexpected thing surfaced while doing the above. We discovered that certain cars appeared in multiple cuts. The first reaction was "Who moved this car?" Answer, no one. There were multiple copies of several cars, duplicates. The duplicates were pulled and are off to be renumbered.

This process resulted in the spurs being packed with cars. And the staging tracks are empty! This gives us a great opportunity to thoroughly clean the staging areas. We have also identified a couple of spurs that are overloaded with cars probably because the length of the spur is incorrect in J.

Our next official operating session will be a Monday in May of 1956. We're now in the process of running the previous day's trains to populate staging and get the railroad balanced.

This process has been fun for everyone. Everyone has run trains and identified and fixed problems in the process. As the J-master I've taken this opportunity to clean up and fine-tune many areas within J that will make it more accurate and responsive to our needs.

Happy Railroading!



## Looking Back

by Dave Connery, MMR, PCR Historian

### Many Ways to Slice the Cake

Looking Back



They say there is nothing more consistent than change, and that certainly pertains to the way we have organized ourselves in the model railroading hobby. I've covered some of these changes in past articles and they can be partially gleaned from some of the histories of key PCR members I have highlighted in past issues; and will continue to cover. For this issue I thought I would provide an over-view framework to highlight these changes.

Back in the first third of the 20th Century, modelers started getting together in local model railroad clubs. These sprung up in many of the metropolitan areas of the country and almost all were modeling in O scale. By pooling resources and talents, modelers were able to create railroad replications far beyond the capabilities of a single modeler. With no guidelines to lead the way, each club developed its own way of "doing" O-scale. As a result, when a member from one club visited another club they found their equipment would not operate well, if at all. This resulted in the call for common standards and thus, in 1935, the NMRA was born. The effort to develop standards was set solidly in the technical aspects of good operation of equipment but quickly other aspects of the hobby were interwoven, the educational and especially the social nature of what can be a very isolating hobby.

During World War II modelers here on the west coast felt they were missing out on the social aspects of the national organization, with war time restrictions greatly curtailing the ability for west coast modelers to travel east for the national gatherings. Thus, in 1943, the Pacific Coast Region was organized and chartered by the NMRA as the country's first Region. Here again, it was the O-scale clubs that led the way in the formation of the PCR. Soon the British Region and then the rest of the US were organized into regions. Regions became the local arm of the NMRA, providing fellowship and educational opportunities to railroad modelers in their area. Before long, even regional activities were often too far away to be enjoyed by many members, so in 1953 the PCR elected to create Divisions, a very local level to provide the basic elements of NMRA membership. Thus, we have sliced the NMRA cake into three levels, National, Regional and Divisional.

Remember we still had the basic model railroad club (now often modeling in HO, N and/or S as well as O). For those not involved with clubs, numerous very local and small round-robin groups developed to support mutual work on home layouts. Further specialization has occurred as modular groups were formed (usually scale specific) and new scales like G attracted the organization of Garden Railway Clubs.

Meanwhile, the prototype railroad scene underwent drastic changes as most local and many regional or even trans-continental lines went out of business or were absorbed by other lines, greatly reducing the number of individual railroads. Fans and past employees of these railroads soon developed railroad specific Historical Societies. As these societies matured they found that an increasing number of their members were model railroaders, seeking prototype specific information about equipment, supporting structures and operations. Most now provide active support for their model railroad members.

About 1980 there was a movement to create topic specific groups and the NMRA endorsed this by the creation of the Special Interest Groups (SIG's) program. At one time there were dozens and dozens of these SIG's but today a few have survived and even thrived, especially the Operations, Layout Design and Signaling SIG's. Further groups seemed to just happen, without any official organization. I am thinking now of the prototype modelers, logging modelers, and especially the narrow-gauge modelers – with an annual convention and a de-facto house organ, *The Narrow Gauge and Short Line Gazette*.

As internet access and computers became generally available, many modelers gravitated to first Yahoo groups and more recently Groups.io where they have a chance to interact with like-minded modelers from around the world. In 2020 the COVID pandemic turned many organizations, including NMRA organizations at all levels, toward virtual gatherings. Many of these have been strongly received by modelers and have been exceptionally well done. As we come out of the several years "lock-down" from person-to-person gatherings, it appears some of the virtual activity will remain as a new way of interacting.

So, there you have it. We have sliced our model railroading cake a lot of different ways. I am sure we will slice it even further in future years. In how many different slices of the hobby do you participate? I suspect most of us are at least cursorily involved in several slices. There seems to be something for everyone.

I hope you have enjoyed this brief overview of how we got to today's complexity of model railroading organizations.





## Come join us at the 2022 Pacific Southwest Region Model Railroad Convention in beautiful San Diego, California!

The convention will be hosted by the San Diego Division of the National Model Railroad Association on Sept. 7th to 11th, 2022.

The opening event of the convention will be at the famous San Diego Model Railroad Museum, Located in Balboa Park. We will have a presentation there and refreshments.



**Layout Tours:** The San Diego area has some excellent layouts to visit. Descriptions and pictures of the layouts offered for touring are available at the convention website: [psrconvention.org/BackOnTrack2022](http://psrconvention.org/BackOnTrack2022)

There will also be operations sessions held at many of the layouts which will give you an opportunity to run trains under the guidance of expert model railroaders.



**Prototype Tours:** One of the feature prototype tours will be at the Pasha car loading facility which is the largest on the west coast. We will also have tours of the Pacific Southwest Railway Museum in Campo, California, the BNSF Railroad Yard, the San Diego Trolley Yard and Maintenance Facility, The Poway Midland Railroad (and more).

**Clinics:** Our own NMRA Manager of Standards and Conformance, Pete Steinmetz, has put together an excellent array of clinics including topics of The History of the San Diego Trolleys, Special Effects with Arduinos, Dead Rail, Store Fronts and Interiors, Modeling with Balsa Foam, Animation, Freight Loads and others to be announced.



**Awards Banquet Speaker:** "Shotgun" Tom Kelly. Tom is a famous radio announcer and TV personality who's father was a railroad engineer in San Diego. Tom is a member of the San Diego Model Railroad Association as well as the NMRA. Tom is a very entertaining speaker. He has won two Emmys and has a star on the Hollywood Walk of Fame.

**Additional events and exhibits:** Hobo Auction, Swap Meet, Achievement Program Judging, Contests and Modular Layout Displays

**Convention Location:** Four Points Sheraton Hotel, 8110, Aero Drive, San Diego, CA 92123

**Sign up today at our convention website:** [psrconvention.org/BackOnTrack2022](http://psrconvention.org/BackOnTrack2022)



The Coast Division is beginning the return to normal. While some parts of the country and the region have been able to move sooner, the local mandates are just softening in the Bay Area. Unfortunately, the Omicron surge upset our initial plans. In an abundance of caution and concern for attendance, we decided to postpone the first post-Covid auction to May, we will continue the tradition then. To replace the auction in March, the Division coordinated a visit to the Niles Canyon Railway/Pacific Locomotive Association shops, a train ride, and open layouts.

Following the auction in May we will be having an event in the South Bay Area in September and a final auction in December.

**March 2022 Niles Canyon Railway Shop Tour**

On March 12, 2022, the Coast Division coordinated a shop tour hosted by the Niles Canyon Railway (NCRY) and the Pacific Locomotive Association (PLA). We had 26 members participate. We all met in the morning for a shop tour. Before starting on the tour, our guide, Doug Debs, recounted the importance of the railroad and the multiple versions of the Western Pacific Railroad that occupied the canyon, sometimes two at once.



Over the next 90 minutes, the group toured some of the cool cars in the yards, got some up-close and personal looks at some of the projects going on as well as talking to some of the volunteers working restoring a complete 2-8-0. It was neat to hear the challenges with spray painting an entire boxcar, especially in the canyon where high winds can blow over-spray hundreds of feet.

In the main shop building, we were treated to the restoration of the Krauss-Maffei ML 4000, Southern Pacific 9010. This engine, one of the 4,000 horsepower dual diesel engines from Germany were imported by Southern Pacific for Donner Pass as the 1,500 horsepower of the current generations of F units required up to 15 units to get a train over the pass. In response, GM brought out more powerful diesels and these locomotives slid into history as they were more expensive to maintain. This is the last of the SP units in existence. The NCRY is restoring the unit with only one engine as 2,000 horsepower is more than enough for the canyon, and the second diesel is being used for spare parts.



*Continued on page 23*

## Coast Division, ct'd.



Outside, we got a close-up look at the large number of cars and engines that are being stored for restoration and some restored stock. One example is this Yosemite Valley passenger car, rebuilt from a collapsing wreck and now in a special cover to protect it from the elements. It has the most amazing observation platform, designed to let the men smoke their cigars outside.

After the tour, we had three options: ride the 1 PM NCRY train, layout tours in Niles, or the YSL in San Jose. The NCRY offered to let us participate in their volunteer lunch (a \$5 bargain) so their going on the train could make the schedule. The layout tours featured the Niles Depot Museum and the Tri-City Society of Model Engineers in Fremont and the Yosemite Short Line On30 modular layout set up in San Jose.

It was a great opportunity to see behind the scenes in one of the best tourist railroads in the world and one that is close to home. Hearing of the NCRY plans to expand their facilities in both Fremont and Pleasanton over the next years and how to improve the railroad was inspiring. I am sure the NCRY will get a couple of new members/volunteers from the group.

### Virtual Events Going Forward

During the pandemic, the Coast Division embarked on a regular bi-weekly virtual meeting. The schedule of every other week seemed to be the right cadence for these. The meetings draw between 15-50 attendees and have been a mixture of some clinics, show and tell, and social. The virtual events have drawn a new group of Coast members that were not active in Coast activities prior to the pandemic. We believe this shows the power of virtual to engage and retain members that are located away from the major areas or cannot regularly attend events. As part of our long-range planning, the Division is focused to how virtual and potentially hybrid can be used to improve our engagement with our members and provide more opportunities for learning and socializing between our members.

### Volunteers

We have both existing and new volunteers stepping up to roles that were either becoming available before or during the pandemic. This is allowing us to begin to drive new programs and activities. I would especially like to thank Bob Gardyne for getting the newsletter together, and to David Gibbons, Jere Ingram, Earl Girbovan, Brian Booth, and Craig Matoza for helping drive the upcoming events and activities this year.

In each area we are working to make the Coast Division a great place to be a member. Jere and Craig are focused on the auction in May, let them know if you would like to help. David and Brian are focusing on Clinics and Layout Tours. In both areas we are focused to building a database of members with either a clinic to do or a layout to host. The goal is to create an ongoing data base for the coast of clinics and layouts that can be included in our events. Of course, Earl is working with Frank Markovich to accelerate the NMRA Achievement Program in the Coast Division.

### Upcoming Coast Events

Please join us for Coast events this year. We welcome other PCR members to join in our events. As part of our plan to make the division more focused to the layouts and members, we are planning three more activities this year.

May 22 – Coast Auction at the Elks Club in Alameda

September (Date TBD) – South Bay event hosted with the SBRHS in Santa Clara

December – Coast Auction – Date/Location TBD

### Looking Forward

The focus of the Coast Division is always to help our members in their modeling pursuits, by teaching modeling skills, mentoring, great example layouts, and creating a great model railroad community. In 2022 and beyond, we will focus on those goals and engaging the entire model railroad community going forward. We will continue to have regular auctions but will augment those with distributed local events featuring the modelers and layouts in that part of the division. We will also do some “field trips” like the one to the NMRA museum in Sacramento and the Niles Canyon Railway.





The Daylight Division hosted its first meeting of the new year on February 12th. Originally, it was to be a hybrid meeting. As luck would have it, COVID reared its ugly head again and we changed it to a Zoom only meeting. Everyone was looking forward to heading to Tina Marie's in Bakersfield for the meeting and then tour GE-HAMS's layouts.

Our Superintendent, Mike O'Brien, the trooper that he is, attended the meeting even though he wasn't quite up to his usual self, while Doug Wagner coordinated the day's activities. We had three great presentations, which covered a wide range of railroad topics, not to mention spanning a couple of continents.

First off, Doug Wagner gave us an update on the progress of his N scale Porterville-Orosi branch of the Santa Fe. His latest modeling efforts have been concentrated on downtown Porterville including the Western Auto store and a Suburban Propane distributor. Always modest, Doug shared his modeling experiences of what works for him and what doesn't.

Next up was Alan Rogers, whose presentation of "My SP Office" was inspiring. He has constructed a replica of a 1930's Southern Pacific ticket office in his home. He shared his experiences and photos of his project. More about Alan and his interests can be seen here: <https://onlinespmuseum.blogspot.com>



A look back in time in Alan Roger's SP ticket office.

*Editor's Note: See story by Alan Rogers on page 34*

To finish off the meeting, Steve Lowe of Fresno, joined the meeting and made his presentation about railroad operations in Belgium. He presented in detail some stations and highlighted operations in modern day Belgium. It was a very interesting presentation and gave the audience a chance to contrast North American passenger railroading with the Belgian rail system.

COVID finally let up and the 28th annual Bakersfield Train show was held on March 5th & 6th. It's great that the show could be hosted in person. By all accounts, everyone had a good time enjoying the trains and the comradery of the show.

Planning is underway for the May meeting. If you have any ideas for upcoming meetings, please contact the Daylight Director at [wkmizuno@gmail.com](mailto:wkmizuno@gmail.com). We'd like to get more of the membership involved.

Highball everyone!





## Redwood Empire Division Report




By Paul Weiss

Like our sister Divisions, the Redwood Empire is happily embracing the opening of venues and lifting of mask mandates which may allow us to return to regular operating sessions and meeting in person (such as upcoming PCR convention!). That said, we have been enjoying meeting quarterly via Zoom and continued our streak of well attended and content rich Meets in February. Use the link <https://youtu.be/xUBX73aNLuE>

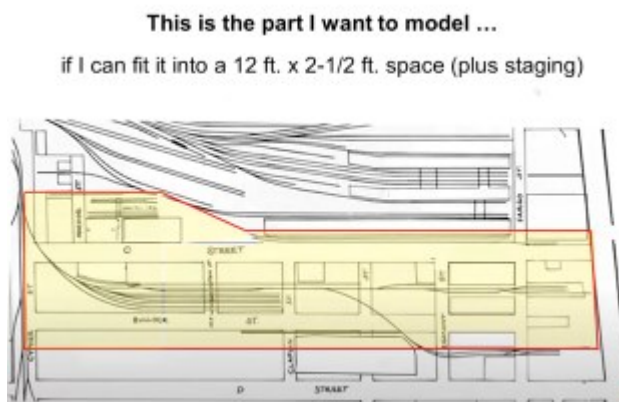
### BNSF PLSD Pink Lady Subdivision Progress Report



Our guest speaker, Jim Radkey of Albany, provided us with a video introduction and overview of his BNSF PLSD Pink Lady Subdivision layout. (Timestamp 9:51)



Michael Litant of San Francisco provided a second installment of his immensely popular study of the South Boston, MA area and his interests and findings about the area. It has lessons and observations potentially interesting for modelers regardless of their own prototype preference. (Timestamp 26:29)



Continued on page 26

## Redwood Empire Division Report ct'd.

You must see this segment on Tom Swearingen's cutaway poster factory to believe it. Amazing down to the tiniest detail. (Timestamp 47:20)



Jon Schmidt discussed more fascinating Arduino based projects, an effects controller and more grade crossing controllers. The effects controller periodically turns lights sound and animations on and off among other things, driven by probabilities. Specifically, what percent of the time should it be on? And typically for how long? These and many other variables can be programmed in. (Timestamp 1:07:55)



### Effect Controller

- Requirements:
  - Periodically turn things on/off using Arduino signals
- Design:
  - Each effect is driven by an output pin on the Arduino
  - Probability factor for effects on/off
  - If turned on, duration effect stays on
  - When on-time expires, duration effect stays off
  - Maximum number effects on at any time



Jim Provenza's presentations in both our Zoom meets and beyond are widely enjoyed and praised, he didn't disappoint yet again with a segment on upgrading a very old low detail (BRASS!) Pennsy X31B boxcar for the Central Vermont in Northern CA layout in Novato. (Timestamp 54:41)

*Continued on page 27*

## Pandemic Activities on the NWP

Brass Harriman Cars

Expand and Augment Sebastopol Industries

Petaluma

From backdrop forward

Water St, wharf, etc

Drawbridge

Vessels

River water



Ed Merrin very kindly provided a video to us in spite of travel that took him out of range on our meeting date. The topic was a pandemic progress report on his excellent NWP layout in Santa Rosa. (Timestamp 1:48:21)

**BECOME A CCTV JEDI MASTER STARTING AT \$100!**




Your correspondent gave a talk on becoming a CCTV Jedi Master for \$100, introducing some ideas for high quality cameras and monitors that are effective and easy to install as well as inexpensive. (Timestamp 1:48:24)



CONTROLS FOR TRAIN ORDER BOARDS

PHONES TO DS and TRAIN LINE

COMBINED OFFICE FOR NORWICH CT and STAFFORD SPRINGS CT



LOOKING NORTH FROM WILLIMANTIC  
Trains approaching town are northward.



I will report on our upcoming May, 2022 Meet in the next issue of Branch Line. This one might be an in person Meet, the first in quite a while. Let's hope that the trends stay good... but first... our Convention. We all thank Cliff and Denni Baumer in advance for what will clearly prove to be a job well done.

Cheers! Paul Weiss, R.E.D. Superintendent



by Chip Meriam



## The Sierra Division Continues to Meet Via ZOOM.



**Pacific Coast Region  
President, Frank Markovich**

We never know who might show up! At a recent Sierra Division ZOOM meet we had virtual visits from PCR President, Frank Markovich and National NMRA President, Gordy Robinson.

We've been holding Saturday morning virtual meets via ZOOM for some time now. What was an answer to the COVID mitigation measures during the pandemic, has proven to be an ongoing and viable part of our program (s) as a division.

These ZOOM meets take place on the second Saturday of the months when we do not have an in-person meet. The start time is always 10:30 AM, and we're usually finished by noon.

You should be receiving the invitations and the meeting links from our host and ZOOM coordinator, Jim Collins. If you're not, let us know. We would love to have you with us. Here are the dates for the next six meetings:

**April 9, 2022**

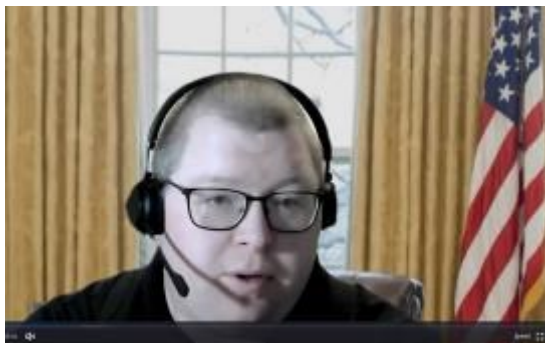
**June 11, 2022**

**July 9, 2022**

**September 10, 2022**

**November 12, 2022**

**December 10, 2022**



**NMRA National President,  
Gordy Robinson**

**ZOOM ON IN AND JOIN THE DISCUSSION**

*Continued on page 29*

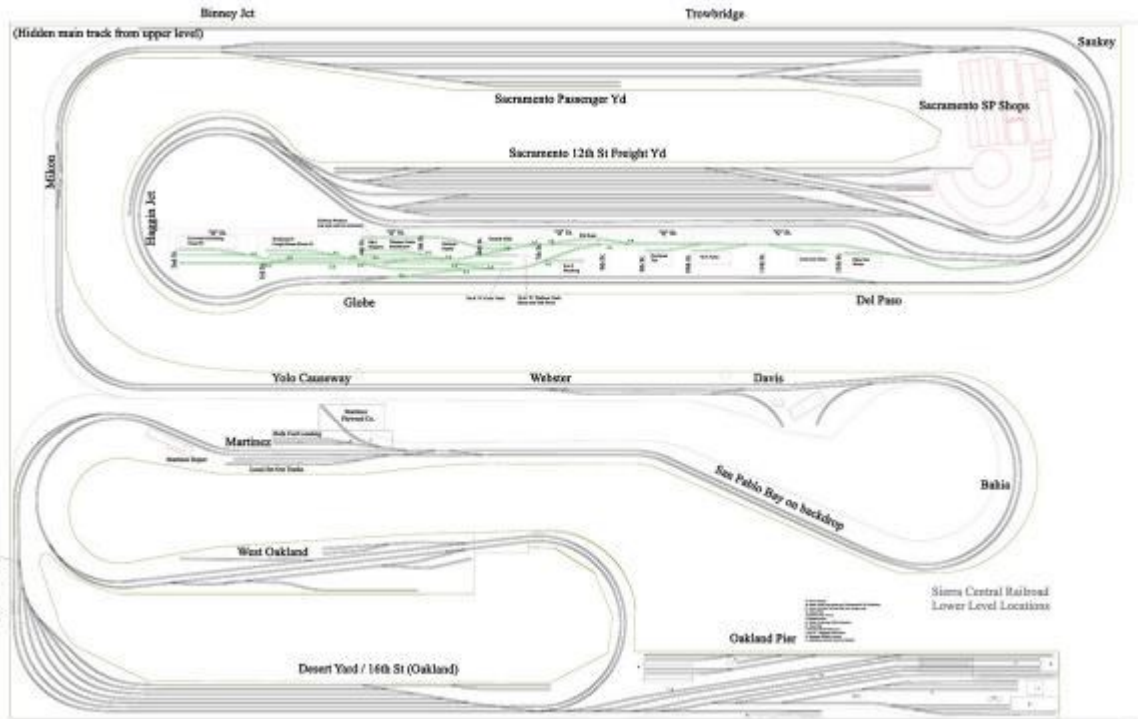
**Sierra Division, ct'd.**

**Another Great OP Session at SMRHS** took place the morning of March 12. Several Sierra Division members were on hand to handle various jobs around and about the club layout, Sierra Central Railroad. As always, this was great morning of railroad fun and fellowship, and that's not all! At 11:30 AM we all enjoyed a barbecued hot dog and cheeseburger lunch prepared by Steve Folino.




**Chef Steve At Work  
Grilling Lunch**

The Sierra Central is a close depiction of the Southern Pacific and Western Pacific lines running in and out of Sacramento. The SP runs east to Oakland and West Oakland. The WP runs west through the Northern Sacramento Valley and the Feather River Canyon to Keddie, Quincy, and Reno. The hub of the railroad is the 12th Street yard —Sacramento. Other active yards include the Sacramento Passenger Yard, 16th Street—Oakland, Keddie, and Reno.



**LOWER LEVEL**



**UPPER LEVEL**



*Continued on page 30*



All Is Quiet at 12th Street Before The OP Session Starts

Dave Putnam Gets Some Pre-Session Instructions From The 12th Street Yardmaster



Dispatcher, Brian Witt, Enjoys A Rare Moment Of Relaxation




David Fryman Doing A Radio Check Before Getting The "Highball" From The Dispatcher.

*Continued on page 31*



**A Large Number Of Customers In The R Street Commercial Area Will See No Train Service Today. Normally This Is A Busy Spot, But A Crew Shortage**



**Brandon Salas And His Crew Member Are Working In The Feather River Canyon**



**Jim Collins Comes On Duty At 12th Street**

**The Sacramento Roundhouse Has Put Out The "NO VACANCY" Sign**



*Continued on page 32*

**After Lunch at SMRHS**, we reconvened at the First Christian Church on Folsom Blvd. An informal head-count revealed an attendance of at least twenty. We took care of a brief bit of business, and we heard from Ed Pultz about the 2022 International Rail Fair. Ed's presentation was followed by a clinic on work benches, presented by Lou Anderson.

We took a brief break to judge the several contest entries. This time the categories were Modeling: Weathered Locos, Photography: Favorite Railroad Picture, and Railroad Arts and Crafts. See the results of the contest on the following page.



**Lou Anderson On Work Benches**



**Contest Chair, Mike Hamlin, Is Busy Counting The Votes**



**Ed Pultz Discusses The International Rail Fair**

We were all treated to a special presentation by Klaus Keil. Klaus shared models of WW II Locomotives and Specialized Rail Cars used by US Forces.

Our final activity of the day was the door prize drawing. Everyone won something, and several folks went away with extra items, thanks to a generous donation of prizes from Brandon Salas.



**Klaus Keil And A Bit Of European History**



**Door Prizes. Thanks, Brandon !!**



*Continued on page 33*



**MODEL CONTEST**



**1st Place— Walt Schedler**



**2nd Place— Walt Schedler**



**3rd Place— Brandon Salas**

**PHOTO CONTEST**



**1st Place— Walt Schedler**



**2nd Place— Walt Schedler**



**3rd Place— Mike Brady**



# Scale Structures

## The Story of a Lifetime

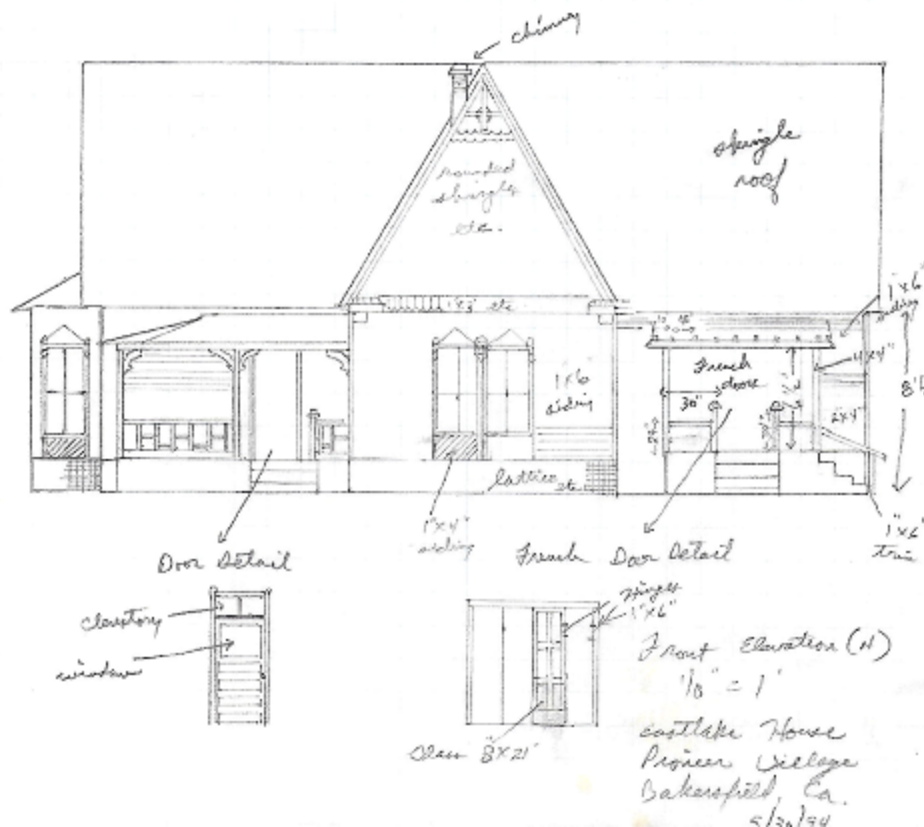
by Alan Rogers

My model railroading story begins in the mid-1960s in the Florida Everglades. My first layout was HO scale and used several Plastruct buildings. When Dad didn't help with the construction, the buildings were obviously the work of an 8-year-old boy.

My family moved to California in 1970. I was immediately taken with some Victorian western buildings at the local museum grounds in my new town. I wanted models of these buildings on my layout, but affordable likenesses of them were not commercially available. Some Campbell's craftsman kits would have worked, but exceeded my skill level at that age. Spying some sheets of Balsa wood at the local hobby shop, I decided to try my luck with scratch-building. I talked my longsuffering parents into purchasing the balsa, along with an Exacto knife, paint and glue. I spent many hours crafting buildings that, while reflecting skills of a young boy, delighted visiting adults.

Within a few years, I abandoned model railroading altogether. I had cultivated an interest in classical music and began learning to play several instruments, which culminated in my studies to become an organist. For many years after that, working in healthcare and playing pipe organs dominated my time. When I wasn't at work, I was preparing to play concerts, weddings, and church services.

Approaching middle age in the early 1990s, I wanted another train layout. I wanted buildings that were different from any kit currently available. I revisited the museum grounds I had seen as a boy in 1970 and began detailed plans and sketches of the buildings I had loved there for so many decades. I spent many hours producing detailed drawings in 1/4" scale. I reduced these to HO scale and started scratch-building models using Evergreen Styrene and Grandt Line castings. During this time, I was an NMRA member and earned a Master Builder of Structures certificate.



An early sketch of the Metcalf House. Bakersfield, Ca.

Continued on page 35

In 2000, I moved into a new house that was not configured to hold a layout. Again, I left the hobby for almost 15 years. A move to Central California in 2014 and many other changes caused me to resurrect the structure building hobby once again, this time in O scale. I have continued building in O scale since 2014. During that time, I encountered structures I wanted to model, but could not due to parts availability. I had heard of CAD software, Laser engravers, and 3D printers, but believed those items were out of my reach financially and technically. I supposed that I could pursue acquiring this technology in retirement down the road.

The year 2021 caused worldwide changes due to a global pandemic. In addition I was seeing massive changes at work due to innovations in company philosophy that resulted in micromanaged employees and unhappy clients. A client who saw what was happening to our company, and is a very successful businesswoman, admonished me to "do what you love." Finally, when a manager in our company dropped dead of a coronary on Black Friday, I realized that I would be faced with making a career change sooner rather than later. I made the decision to leave healthcare and go into business as a full-time kit manufacturer.

Some friends sold me a used laser engraver they no longer needed in their business. I learned Adobe Illustrator software while I was learning how to operate the laser engraver. I started converting my old drawings into files for the laser engraver and compiling these parts into kits. I filed my company as an LLC with the state of California. Then I opened my business, New Creations Victorian Railroad Buildings, the first of December 2021. Since then, I have also started using a 3D printer for some of the kit components. In the past year, I have learned 5 different computer applications, including website design.



*The 1933 Southern Pacific office where I design kits.*

*Continued on page 36*

What I do today, can hardly be described as "work." My workday typically starts between 5-6 a.m. in my version of a Southern Pacific ticket office from 1933. After getting the coffeepot going, I start designing files for the laser engraver and 3D printer. Later, comes manufacture and kit building. When I am rolling out a new kit, I have to assemble the first one to ensure accuracy of the fit and ease for the end user. It is not unusual for me to write up to 10 pages of instructions for these kits. I wear every "hat" necessary to run a successful business.

I also enjoy the weekly Zoom model railroad meetings (good fruit from the bad Covid pandemic) where I sometimes do presentations. Interacting with other manufacturers and hobbyists is joining the most enjoyable events of my career. On meeting days my workday can stretch to 12 hours or more. I can hardly call it "work" when I am doing what I love while visiting with friends.

In addition to the O scale Model Railroad market, my kits work in the Holiday Village markets as well. They are approximately the same scale as Holiday Village pieces available in craft stores. In the short amount of time my business has existed, I have received several requests to release a kit in HO scale. I believe that there are already many fine kit manufacturers in HO scale. In spite of this, I plan to release an HO kit by mid-summer. I will also explore the possibility of producing kits in other scales in the future.

I am making plans to market my products overseas. I speak several languages and plan to produce Dutch, English and Spanish videos for my YouTube channel. Thus, I will be learning yet *another* software application to produce my videos.

When I wrote my business plan last year, I described phase III as the foundation of groups who would meet to build kits together; mine and other manufacturers. This is already being done by some fine organizations on Zoom, and are described as "build alongs." The Pandemic has created a pent-up need for people to socialize. In addition, groups like this could be useful among students to foster interest in model railroading. It might also launch some lifelong careers for those students, as they learn the different disciplines used in our hobby. The younger generation is very comfortable with the technology that us older folks find intimidating.

Being self-employed has allowed me to pursue my other passion of concertizing. I enjoy rich friendships in the musical community in Bakersfield while playing some of the finest pipe the western United States.



*Lyric Soprano Suzanne Liggett-Wagner with yours truly at our concert in December 2021.*

**It's coming, it's coming....**

The 2023 PCR & FRRS/WPRM Convention

## **Rails by the River**

April 26 thru April 30, 2023

Courtyard by Marriott

1782 Tribute Road

Sacramento, CA 95815



### Features

- 36 Clinics (so far)
- Layout tours organized by Scott Inman
- Vendor room on Thursday & Friday
- Swap meet room on Saturday
- Extra fare activities
- Separate, secure contest room



Convention wearables by Daylight Sales

### Volunteers Needed







- Facilities manager
- Advertising sales & door prize collector
- Timetable designer
- Clinicians and presenters



*Chip Meriam*







Chip Meriam  
Sierra Division Superintendent  
2023 Convention Co - Chair  
[chipmeriam@comcast.net](mailto:chipmeriam@comcast.net)



	<p>April 9, 2022 - <a href="#">Sierra Division</a> – 10:30 AM Online Meet. For information contact Chip Meriam at <a href="mailto:chipmeriam@comcast.net">chipmeriam@comcast.net</a></p>
	<p>April 21 – 24, 2022 - <a href="#">Return to the Redwoods 2022</a>, PCR/NMRA Annual Convention, Hosted by <a href="#">Redwood Empire Division (RED)</a>. DoubleTree by Hilton Hotel Sonoma Wine Country, One Doubletree Drive, Rohnert Park, CA 94928 • <a href="#">MAP</a> • <a href="#">Promotional Video</a></p>
	<p>April 24, 2022 - 9:00 am, <a href="#">Pacific Coast Region</a> Annual Business Meeting. DoubleTree by Hilton Hotel Sonoma Wine Country, One Doubletree Drive, Rohnert Park, CA 94928 • <a href="#">MAP</a></p> <p>The quorum for any meeting of the Membership shall be thirty-five (35). (PCR By-Laws, Article 4, Section 5. Meetings)</p>
	<p>April 29, 2022 • 8:00 pm to 10:00 pm, Monthly Model Train Show, <a href="#">Walnut Creek Model Railroad Society</a>, in Larkey Park, 2751 Buena Vista Ave, Walnut Creek, CA. • <a href="#">MAP</a></p> <p>The Walnut Creek Model Railroad Society (WCMRS) operates the Diablo Valley Lines (DVL) model railroad, one of the most mountainous and one of the largest exclusively HO scale model railroads in the United States. This model railroad features standard gauge, narrow gauge, and interurban (overhead electric) freight and trolley lines.</p> <p>Fares:</p> <ul style="list-style-type: none"> <li>• \$5.00 Adults</li> <li>• \$3.00 Seniors &amp; Children (6-12 yrs)</li> <li>• Children under 6: FREE</li> </ul> <p>For information call: (925) 937-1888          Visit our website: <a href="http://wcmrs.org">wcmrs.org</a>          Like us on Facebook: <a href="http://www.facebook.com/wcmrs">www.facebook.com/wcmrs</a></p>
	<p>May 14, 2022 - <a href="#">Sierra Division</a> Spring Meet. • Time and location TBD. For information contact Chip Meriam at <a href="mailto:chipmeriam@comcast.net">chipmeriam@comcast.net</a></p>
	<p>May 14 &amp; 15, 2022 - 11:00 am to 6:00 pm, Weekend Model Train Show, <a href="#">Walnut Creek Model Railroad Society</a>, in Larkey Park, 2751 Buena Vista Ave, Walnut Creek, CA. • <a href="#">MAP</a></p> <p>The Walnut Creek Model Railroad Society (WCMRS) operates the Diablo Valley Lines (DVL) model railroad, one of the most mountainous and one of the largest exclusively HO scale model railroads in the United States. This model railroad features standard gauge, narrow gauge, and interurban (overhead electric) freight and trolley lines.</p> <p>Fares:</p> <ul style="list-style-type: none"> <li>• \$5.00 Adults</li> <li>• \$3.00 Seniors &amp; Children (6-12 yrs)</li> <li>• Children under 6: FREE</li> </ul> <p>For information call: (925) 937-1888          Visit our website: <a href="http://wcmrs.org">wcmrs.org</a>          Like us on Facebook: <a href="http://www.facebook.com/wcmrs">www.facebook.com/wcmrs</a></p>







Continued on page 39

## Time Table, ct'd.

 <p><b>Indy Junction</b> 2022 MWR NCR MCR RPM Conference</p>	<p><b>May 18 – 22, 2022</b> - <a href="#">Midwest Region</a>, <a href="#">North Central Region</a>, and <a href="#">Mid Central Region</a> of the NMRA and the <a href="#">Railroad Prototype Modelers (RPM)</a> Conference. Indianapolis Marriott East Hotel and Convention Center, 7202 East 21st Street, Indianapolis, Indiana, USA • <a href="#">MAP</a></p>
 <p><b>REDWOOD EMPIRE DIVISION</b> PCR - NMRA</p>	<p><b>May 21, 2022</b> - 11:00 am, <a href="#">Redwood Empire Division</a> Spring Meet, held online via Zoom.</p>
 <p><b>DIABLO VALLEY LINES</b></p>	<p><b>May 27, 2022</b> • 8:00 pm to 10:00 pm, Monthly Model Train Show, <a href="#">Walnut Creek Model Railroad Society</a>, in Larkey Park, 2751 Buena Vista Ave, Walnut Creek, CA. • <a href="#">MAP</a></p> <p>The Walnut Creek Model Railroad Society (WCMRS) operates the Diablo Valley Lines (DVL) model railroad, one of the most mountainous and one of the largest exclusively HO scale model railroads in the United States. This model railroad features standard gauge, narrow gauge, and interurban (overhead electric) freight and trolley lines.</p> <p>Fares:</p> <ul style="list-style-type: none"> <li>• \$5.00 Adults</li> <li>• \$3.00 Seniors &amp; Children (6-12 yrs)</li> <li>• Children under 6: FREE</li> </ul> <p>For information call: (925) 937-1888 Visit our website: <a href="http://wcmrs.org">wcmrs.org</a> Like us on Facebook: <a href="http://www.facebook.com/wcmrs">www.facebook.com/wcmrs</a></p>
 <p><b>SoCalOps</b> June 10 - 12, 2022</p>	<p><b>June 10 – 12, 2022</b> - <a href="#">Southern California Ops - 2022</a>, Operations weekend in the greater Los Angeles area. Event hotel planned for Simi Valley, CA • <a href="#">MAP</a></p> <p><b>NOTE:</b> Information on the website (e.g. layouts, schedule, hotel, etc.) still contains content from the cancelled SoCalOps-2020 event. Information for the 2022 event will be updated periodically, so check back later.</p> <p>For those interested in Operations in the Southern California area, the NMRA Pacific Southwest Region (PSR) Convention, <a href="#">Orange Blossom Special 2021</a>, is planned for Wednesday, September 8 – Saturday, September 11, 2021 at the Hilton Hotel / Orange County Airport, 18800 MacArthur Blvd, Irvine, CA • <a href="#">MAP</a></p>
 <p><b>SIERRA DIVISION</b> PCR-NMRA</p>	<p><b>June 11, 2022</b> - <a href="#">Sierra Division</a> – 10:30 AM Online Meet. For information contact Chip Meriam at <a href="mailto:chipmeriam@comcast.net">chipmeriam@comcast.net</a></p>
 <p><b>DIABLO VALLEY LINES</b></p>	<p><b>June 24, 2022</b> • 8:00 pm to 10:00 pm, Monthly Model Train Show, <a href="#">Walnut Creek Model Railroad Society</a>, in Larkey Park, 2751 Buena Vista Ave, Walnut Creek, CA. • <a href="#">MAP</a></p> <p>The Walnut Creek Model Railroad Society (WCMRS) operates the Diablo Valley Lines (DVL) model railroad, one of the most mountainous and one of the largest exclusively HO scale model railroads in the United States. This model railroad features standard gauge, narrow gauge, and interurban (overhead electric) freight and trolley lines.</p> <p>Fares:</p> <ul style="list-style-type: none"> <li>• \$5.00 Adults</li> <li>• \$3.00 Seniors &amp; Children (6-12 yrs)</li> <li>• Children under 6: FREE</li> </ul> <p>For information call: (925) 937-1888 Visit our website: <a href="http://wcmrs.org">wcmrs.org</a> Like us on Facebook: <a href="http://www.facebook.com/wcmrs">www.facebook.com/wcmrs</a></p>

Continued on page 40







## Time Table, ct'd.

	<p><b>June 25–26, 2022</b> - 10:00 am to 4:00 pm, Model Railroad Open House, <a href="#">Carquinez Model Railroad Society</a>, 645 Loring Ave (across from C&amp;H Sugar), Crockett, CA. • <a href="#">MAP</a></p> <p>Come visit this HO scale tri-level 36' x 60' model railroad depicting the Southern Pacific/Union Pacific railroad as it traverses California from Oakland, California through the picturesque East Bay before climbing through the dramatic scenery of the Sierra Nevada mountains to Sparks, Nevada. Our walk-around model railroad allows you to closely follow a train as it traverses the railroad from Oakland to Sparks.</p> <p>Admission: \$5.00; children under 16 free when accompanied by an adult. Info: <a href="mailto:davetateosian@sbcglobal.net">davetateosian@sbcglobal.net</a></p>
	<p><b>July 29, 2022</b> • 8:00 pm to 10:00 pm, Monthly Model Train Show, <a href="#">Walnut Creek Model Railroad Society</a>, in Larkey Park, 2751 Buena Vista Ave, Walnut Creek, CA. • <a href="#">MAP</a></p> <p>The Walnut Creek Model Railroad Society (WCMRS) operates the Diablo Valley Lines (DVL) model railroad, one of the most mountainous and one of the largest exclusively HO scale model railroads in the United States. This model railroad features standard gauge, narrow gauge, and interurban (overhead electric) freight and trolley lines.</p> <p>Fares:</p> <ul style="list-style-type: none"> <li>• \$5.00 Adults</li> <li>• \$3.00 Seniors &amp; Children (6-12 yrs)</li> <li>• Children under 6: FREE</li> </ul> <p>For information call: (925) 937-1888 Visit our website: <a href="http://wcmrs.org">wcmrs.org</a> Like us on Facebook: <a href="http://www.facebook.com/wcmrs">www.facebook.com/wcmrs</a></p>
	<p><b>August 7 – 15, 2022</b> - <a href="#">Gateway 2022</a> NMRA National Convention and National Train Show, Marriott Grand Hotel, St. Louis, 800 Washington Ave, St. Louis, Missouri, USA • <a href="#">MAP</a></p> <p>Registration now open and includes free admittance to the National Train Show and one self-drive tour. See <a href="#">website</a> for more details.</p>
	<p><b>August 26, 2022</b> • 8:00 pm to 10:00 pm, Monthly Model Train Show, <a href="#">Walnut Creek Model Railroad Society</a>, in Larkey Park, 2751 Buena Vista Ave, Walnut Creek, CA. • <a href="#">MAP</a></p> <p>The Walnut Creek Model Railroad Society (WCMRS) operates the Diablo Valley Lines (DVL) model railroad, one of the most mountainous and one of the largest exclusively HO scale model railroads in the United States. This model railroad features standard gauge, narrow gauge, and interurban (overhead electric) freight and trolley lines.</p> <p>Fares:</p> <ul style="list-style-type: none"> <li>• \$5.00 Adults</li> <li>• \$3.00 Seniors &amp; Children (6-12 yrs)</li> <li>• Children under 6: FREE</li> </ul> <p>For information call: (925) 937-1888 Visit our website: <a href="http://wcmrs.org">wcmrs.org</a> Like us on Facebook: <a href="http://www.facebook.com/wcmrs">www.facebook.com/wcmrs</a></p>
	<p><b>August 20, 2022</b>, <a href="#">Redwood Empire Division</a> Picnic. Location to be determined.</p>
	<p><b>September 7 – 11, 2022</b> - <a href="#">Back on Track in 2022</a>, NMRA Pacific Southwest Region 2022 Convention, presented by San Diego Division, Four Points by Sheraton San Diego, 8110 Aero Drive, San Diego, CA • <a href="#">MAP</a></p>

Continued on page 41




## Time Table, ct'd.

	<p><b>September 11, 2022</b> - 10:00 am to 4:00 pm, Model Railroad Open House, <a href="#">Carquinez Model Railroad Society</a>, 645 Loring Ave (across from C&amp;H Sugar), Crockett, CA. • <a href="#">MAP</a></p> <p><b>All proceeds from this Open House will be donated to the Crockett Carquinez Fire Department.</b></p> <p>Come visit this HO scale tri-level 36' x 60' model railroad depicting the Southern Pacific/Union Pacific railroad as it traverses California from Oakland, California through the picturesque East Bay before climbing through the dramatic scenery of the Sierra Nevada mountains to Sparks, Nevada. Our walk-around model railroad allows you to closely follow a train as it traverses the railroad from Oakland to Sparks.</p> <p>Admission: \$5.00; children under 16 free when accompanied by an adult. Info: <a href="mailto:davetateosian@sbcglobal.net">davetateosian@sbcglobal.net</a></p>
	<p><b>September 17 &amp; 18, 2022</b> - 11:00 am to 6:00 pm, Weekend Model Train Show, <a href="#">Walnut Creek Model Railroad Society</a>, in Larkey Park, 2751 Buena Vista Ave, Walnut Creek, CA. • <a href="#">MAP</a></p> <p>The Walnut Creek Model Railroad Society (WCMRS) operates the Diablo Valley Lines (DVL) model railroad, one of the most mountainous and one of the largest exclusively HO scale model railroads in the United States. This model railroad features standard gauge, narrow gauge, and interurban (overhead electric) freight and trolley lines.</p> <p>Fares:</p> <ul style="list-style-type: none"> <li>• \$5.00 Adults</li> <li>• \$3.00 Seniors &amp; Children (6-12 yrs)</li> <li>• Children under 6: FREE</li> </ul> <p>For information call: (925) 937-1888 Visit our website: <a href="http://wcmrs.org">wcmrs.org</a> Like us on Facebook: <a href="http://www.facebook.com/wcmrs">www.facebook.com/wcmrs</a></p>
	<p><b>September 30, 2022</b> • 8:00 pm to 10:00 pm, Monthly Model Train Show, <a href="#">Walnut Creek Model Railroad Society</a>, in Larkey Park, 2751 Buena Vista Ave, Walnut Creek, CA. • <a href="#">MAP</a></p> <p>The Walnut Creek Model Railroad Society (WCMRS) operates the Diablo Valley Lines (DVL) model railroad, one of the most mountainous and one of the largest exclusively HO scale model railroads in the United States. This model railroad features standard gauge, narrow gauge, and interurban (overhead electric) freight and trolley lines.</p> <p>Fares:</p> <ul style="list-style-type: none"> <li>• \$5.00 Adults</li> <li>• \$3.00 Seniors &amp; Children (6-12 yrs)</li> <li>• Children under 6: FREE</li> </ul> <p>For information call: (925) 937-1888 Visit our website: <a href="http://wcmrs.org">wcmrs.org</a> Like us on Facebook: <a href="http://www.facebook.com/wcmrs">www.facebook.com/wcmrs</a></p>
	<p><b>October 7 – 9, 2022</b> - <a href="#">Central Coast Railroad Festival</a>, San Luis Obispo and Northern Santa Barbara Counties, CA. Hosted by <a href="#">San Luis Obispo Railroad Museum</a>, 1940 Santa Barbara Avenue, San Luis Obispo, CA. <a href="#">MAP</a></p>
	<p><b>October 15–16, 2022</b> - 10:00 am to 4:00 pm, Model Railroad Open House, <a href="#">Carquinez Model Railroad Society</a>, 645 Loring Ave (across from C&amp;H Sugar), Crockett, CA. • <a href="#">MAP</a></p> <p>Come visit this HO scale tri-level 36' x 60' model railroad depicting the Southern Pacific/Union Pacific railroad as it traverses California from Oakland, California through the picturesque East Bay before climbing through the dramatic scenery of the Sierra Nevada mountains to Sparks, Nevada. Our walk-around model railroad allows you to closely follow a train as it traverses the railroad from Oakland to Sparks.</p> <p>Admission: \$5.00; children under 16 free when accompanied by an adult. Info: <a href="mailto:davetateosian@sbcglobal.net">davetateosian@sbcglobal.net</a></p>
	<p><b>November 19, 2022</b> - 11:00 am, <a href="#">Redwood Empire Division</a> Fall Meet, held online via Zoom.</p>

Continued on page 42

**Time Table, ct'd.**

	<p><b>December 10–11, 2022</b> - 10:00 am to 4:00 pm, Model Railroad Open House, <a href="#">Carquinez Model Railroad Society</a>, 645 Loring Ave (across from C&amp;H Sugar), Crockett, CA. • <a href="#">MAP</a></p> <p>Come visit this HO scale tri-level 36' x 60' model railroad depicting the Southern Pacific/Union Pacific railroad as it traverses California from Oakland, California through the picturesque East Bay before climbing through the dramatic scenery of the Sierra Nevada mountains to Sparks, Nevada. Our walk-around model railroad allows you to closely follow a train as it traverses the railroad from Oakland to Sparks.</p> <p>Admission: \$5.00; children under 16 free when accompanied by an adult. Info: <a href="mailto:davetateosian@sbcglobal.net">davetateosian@sbcglobal.net</a></p>
	<p>December 25, 2022 - <b>MERRY CHRISTMAS</b></p>



**August 7 - 15, 2022 Gateway 2022**

Marriott Grand Hotel, St. Louis, 800 Washington Ave,  
St. Louis, MO USA



**April 26 - April 30, 2023**

Courtyard by Marriott - 1782 Tribute Road  
Sacramento, CA



**August 22 - 25, 2023 Texas Express 2023**

Gaylord Texan Hotel, 1501 Gaylord Trail, Grapevine, TX



*Continued on page 40*

## Monthly Activities

**First Thursday** - 10:00 AM / Siskiyou Model RR Club. / Currently meeting at member's homes. Info: Tom Brass, (530) 842-4921,

**First Friday** 7:30 PM / San Leandro Historical Railway Society (HO, O, G), Monthly meeting / 1302 Orchard Ave, San Leandro, CA / Club phone 510-569-2490 / Info: info@slhrs.org.

**First Saturday** 11:00 am to 12:00 PM / Golden State Model Railroad Museum / East Bay Model Engineers Society (O, HO, N, Narrow Gauge, Traction) / Point Richmond, CA / Club Phone 510-234-4884 or info@gsmrm.org. Free coffee and doughnuts.

**First Saturday** 12:30 PM / European Train Enthusiasts (ETE) Sacramento Chapter (HO, HOM, N) 3600 J Street, Sacramento, CA. (entrance from 36th Street near East Sacramento YMCA). Social and H0 layout running 12:30 to 2:00 PM, then program/show and tell, followed by 2:30 PM business meeting. / Contact: Dusan Petras (650) 300-9504 or Jim Fischer (916) 965-7117, e-mail: dusanpetras@aol.com / See the website for additional information: www.ete.org.

**Second Tuesday** 7:30 PM / Empire Builders Model Railroad Club (HO) 3318 School St, Oakland, CA / e-mail: president@ebmrc.org

**Second Wednesday** 7:30 PM / Golden Empire Historical and Modeling Society (HO&N) Bakersfield, CA / Doug Wagner, e-mail: carldw@aol.com or 661-589-0391 / Club phone: 661-325-5820

**Second Saturday** 10:00 AM / Tehachapi Loop RR Club / Tehachapi, CA / Tom O'Brien, e-mail: threerail@earthlink.net 661-822-1546

**Second (and Fourth) Saturday** 10:00 AM to 3:00 PM (and every Wednesday 10:00 AM to 12:00 PM) • Admission: Free / Bay Area N-Trak Model Railroad Club (N) Wells Fargo Express Room, Southern Pacific Railroad Depot, 900 Loring Ave., Crockett, CA • Map / Donations are welcome. / Contact: Jim Gray, send text to 925-260-5804 or e-mail to gray-marks@hotmail.com

**Second Saturday** 1PM-4PM / West Bay Model Railroad Association, Open House, We run trains run for our visitors, 1090 Merrill Street, Menlo Park, CA / e-mail westbaylines.com

**Second Saturday** 1:00 to 5:00 PM / European Train Enthusiasts (ETE) San Francisco Bay Area Chapter (HO) Location varies / Contact: Brian Hitchcock, brianhitchcockdba@gmail.com / See the website for additional information: www.ete.org.

**Second Saturday** 1:30 PM / Carquinez Toy Train Operating Museum Business Meeting, 645 Loring Ave (Across from C&H Sugar), Crockett, CA. MAP

**Second Saturday** 3:00 - 6:00 PM / California Central Club (HO & HOn3) / Old Agnew Station, 4185 Bassett St, Santa Clara, CA / Subject to change, contacting us in advance of your visit is highly recommended at: ccmrc1961@gmail.com

**Second & Fourth Weekends** / Swanton Pacific Railroad Society (19") Santa Cruz County, CA / Ed Carnegie, e-mail: ecarnegie@calpoly.edu or 805-756-2378

**Mid-Month Weekends** / Bitter Creek Western RR (Live Steam) Arroyo Grande, CA / Dan Andrews, e-mail: danandrews@charter.net or 805-481-0419

**Third Monday** 7:00 PM / San Luis Obispo Model Railroad Association (all) Oceano Depot, CA / Dennis Pearson, e-mail: info@sломra.org or 805-929-3062

**Third Tuesday** 7:00 PM / Visalia Electric Model Railroad & Historical Society / Meets at Ryan's Place Restaurant, 3103 South Mooney Blvd, Visalia, CA / Cecil Eppler, e-mail: cecil\_eppler@sbcglobal.net

**Third Wednesday** 8:00 PM / West Bay Model Railroad Association, Monthly Business Meeting, 1090 Merrill Street, Menlo Park, CA / e-mail westbaylines@gmail.com

**Third Friday** 7:00 - 11:00 PM / Black Diamond Lines Model Railroad Club Operating session (HO) / Antioch, CA / Info: info@blackdiamondlines.com / Club phone 925-779-1964

**Third Saturday** 9:00 AM - 12:00 PM Noon / San Joaquin Central Operating Session (HO) / Fresno, CA / Chuck Harmon, e-mail: harmonsta@aol.com or 559-299-4385. It's April 1949 on SP's Donner Pass and fictitious SJC. An advance courtesy contact is appreciated. Send e-mail to be added to mailing list.

**Third Saturday** / Sacramento Modular Railroaders Operating Session (HO) / Sacramento, CA / Scott McAllister, e-mail: scooter923@att.net

**Fourth Wednesday** 7:00 PM / Coast Toy Train Club / Wood Glen Hall, 3010 Foothill Rd (at Alamar), Santa Barbara, CA / Lots of collecting in S, O, and Standard gauges. / Contact: Ken Kelley, e-mail: kenatttr@thirdrail.com

**Fourth (and Second) Saturday** 10:00 AM to 3:00 PM (and every Wednesday 10:00 AM to 12:00 PM) • Admission: Free / Bay Area N-Trak Model Railroad Club (N) Wells Fargo Express Room, Southern Pacific Railroad Depot, 900 Loring Ave., Crockett, CA • Map / Donations are welcome. / Contact: Jim Gray, send text to 925-260-5804 or e-mail to gray-marks@hotmail.com



Enjoy the fellowship and learning experiences of a club near you

### **Alameda County Central Railroad Society**

ACCRS is an HO and O scale club with layouts in a 30x100 building on the Alameda Co. fairgrounds in Pleasanton. With over 60,000 annual visitors, ACCRS is a great showcase for the hobby. Layouts reflect Alameda County and California and are continually improving and updating. Open for Fair events and Fridays, 6-9 PM. Lowest dues in the area.

Contact: Gary Lewis 925-455-8135

Email: [glslewis@comcast.net](mailto:glslewis@comcast.net)

Web: [www.pleasantonmodellrr.org/index.html](http://www.pleasantonmodellrr.org/index.html)

### **Amador County Model Railroad Museum**

The ACMRRM is located at 13828 Gold Mine Road, #1, Pine Grove, CA. Gold Mine Road intersects with Hwy 88 in Pine Grove. Our non-profit association is open to the public from 10 AM to 5 PM, Friday through Sunday during Winter months and Wednesday through Sunday during the Summer. Work sessions are held every Tuesday starting at 10 AM. Our scenic DCC HO-scale layout depicts the lumber and gold mining history of Amador County. Operations include the Amador Central short line as well as the railroads of California's Central Valley including terminals at Stockton and Sacramento. Contact: Robert Piety, 209-296-3587 email [rdpiety@sbcglobal.net](mailto:rdpiety@sbcglobal.net)

### **Antioch Model Railroad Club**

The Black Diamond Lines is an HO Club located at 425 Fulton Shipyard Rd, Antioch. The BDL has been in continuous operation since 1981. We meet Tues. (work night) & Fri., 6:00pm to 8:00pm. Visitors can always find trains running every Friday club night. For more information, e-mail [info@blackdiamondlines.com](mailto:info@blackdiamondlines.com) or visit us on the web at [www.blackdiamondlines.com](http://www.blackdiamondlines.com) and we can be found on Facebook and YouTube.

### **Bay Area Ntrak Model Railroad Club**

BANTrak MRC invites N scale modelers to visit us at the Wells Fargo Express Room, Southern Pacific Railroad depot, 902 Loring Ave., Crockett, on Wed. and Sat., 10 AM to 3 PM. Contact: Bob Lewis, 925-283-6838  
E-mail: [BobLewis1@sbcglobal.net](mailto:BobLewis1@sbcglobal.net).

### **Bay Area S Scalers**

BASS is a group of modeler railroaders in the San Francisco Bay Area focused on scale modeling in 1:64 scale. BASS is a round robin club, typically meeting in a member's home on the third Saturday of odd numbered months. Meetings may include a mini-clinic, or showing progress on models or a layout. We also have a modular layout that has been displayed at public events. Contact: Michael Eldridge ([meldridge2000@gmail.com](mailto:meldridge2000@gmail.com)).  
Web: [www.bayareasscalers.org](http://www.bayareasscalers.org).

### **California Central Model RR Club**

The CCMRC is located in the old Agnew depot (Santa Clara) of the Southern Pacific (4185 Bassett St.) directly across from the Lafayette St. gate of Agnew State Hospital. The theme of the 15' x 50' HO club is western railroading running from the Bay Area to Southern Oregon. We meet Fri., 7:30 to 11 PM. Operating sessions the 1st and last Fri. of the month. Contact: 408-988-4449 (operating nights), or Wayne Cohen, 408- 779-0707.

### **Carquinez Model Railroad Society**

HO Model Railroading on a Grand Scale! Can you imagine taking one real time hour to run an SP (or your favorite name) DCC train round trip from Oakland, through the Sierras to Sparks and back? Don't imagine, join us! Friday nights 7-10 (by appointment) at 645 Loring Dr, 2nd Floor, Crockett CA Call Weds 7-10 510-787-6703 or e mail anytime [loggingrr@aol.com](mailto:loggingrr@aol.com) , [bob@bob2sell.com](mailto:bob@bob2sell.com) or [lambert5522@att.net](mailto:lambert5522@att.net)

### **Coastal Valley Lines Model Railroad Club of Sonoma County, LTD**

Coastal Valley Lines Model Railroad Club of Sonoma County, LTD (Coastal Valley Lines) is an association of novice-to-expert model railroaders from the Sonoma County area, who operate a digitally command controlled (DCC) HO scale modular railroad at public and private events, and gather for clinics, work sessions and monthly meetings. Coastal Valley Lines is incorporated in the State of California with its primary purpose of educating the public about model railroading as a family hobby and is a not-for-profit 501(c) 3 organization with elected officers and bylaws. Additional information can be found at [cvlrr.com](http://cvlrr.com).

*Continued on page 45*

### Eel River Valley Model Railroaders

The Eel River Valley is an HO club with a NWP-layout series of modules under construction. We meet Fri., 7:30 PM at the Humboldt County Fair Grounds Commercial Building, NW corner, Ferndale. Contact: Jack Jensen, 707-845-2823, 3313 Union St., Eureka, CA 95503 or Ron Plies, 208-229-7107, 12818 N. 11th Ave., Boise, ID 83714.

### Elsie

The Left Coast (Elsie) HOn30 group invites anyone interested to join us. We use existing standards for module construction but are not merely a modular group. Contact: Al Sandrini in Bakersfield, 661-664-8614 or Ken Lunders in Cupertino, 408-777-9572.

### European Train Enthusiasts

ETE ([www.ete.org](http://www.ete.org)) serves modelers, railway fans, related organizations, and the community through public venues, operating layouts, the annual convention EuroWest, the chapter newsletter, and the quarterly national journal, the *ETE Express*. ETE is open to all who have an interest in European railways, whether full size or scale model. The SF Bay Area Chapter meets the second Saturday of the month from 1-5pm in various locations around the bay. Contact BillKeaney (650) 355-7231 or [billkeaney@comcast.net](mailto:billkeaney@comcast.net).

Enjoy the fellowship and learning experiences of a club near you



**HAVE 50 MODEL RAILROADING CLINICS RIGHT IN YOUR LIVING ROOM.**

Just because you can't make it to a national convention doesn't mean you have to miss out. Right now the NMRA's Kalmbach Memorial Library has over 50 DVDs of clinics presented at national conventions from 2002 to 2010. Each is available for NMRA members to borrow for the cost of processing and postage.

So you can see clinics on everything from decoders to design, tools to techniques, helives to highways, and research to resin casting.

All from the comfort of your very own couch.

Visit [www.nmra.org](http://www.nmra.org) and go to the Kalmbach Memorial Library page for a complete listing. Or call the Library at 423-894-8144.



**We make it even more fun.**  
www.nmra.org

Then, get that popcorn ready.

### Golden Empire Historical & Modeling Society

Bakersfield GEHAMS, founded in 1987 and in their current location since March '94, is dual-scale with a 30' x 100' HO, and a 18' x 80' N based on SP's route from Bakersfield to Mojave with Tehachapi Loop. Though under construction, mainlines are in with monthly operations. Contact: Doug Wagner, 661-589-0391 email: [carldw@aol.com](mailto:carldw@aol.com) GEHAMS web: [www.gehams.org](http://www.gehams.org)

### Golden State Model Railroad Museum – East Bay Model Engineers Society

900-A Dornan Drive in Miller-Knox Regional Park at Point Richmond. Weekly public hours are on our website. To meet members, inquire about membership and behind the scenes tours come 1st & 2nd Friday evenings of the month between 7:30 and 10 PM.; behind the scenes tours also available most Wednesdays 11 AM to 3 PM. New members are welcomed in all Scales – O, HO and N, including narrow gauge and traction. For general information check the website or call (510) 234-4884 (recording); for membership inquiries call 1st or 2nd Fridays 8-10p.m. (510) 236-1913. For other information or to schedule special events, Email [info@gsmrm.org](mailto:info@gsmrm.org). Website: [www.gsmrm.org](http://www.gsmrm.org)

### Humboldt Bay & Eureka Model Railroad Club

The HB&EMRC meets at their clubhouse and layout at 10 West 7th St., Suite #C in Eureka, on Sat., 7:00 PM. Visitors are always welcome. Business meetings 1st Sat of month, 7:30 PM. Contact: David Berriman P.O. Box 915, Arcata, CA 95518 707-825-7689

### Monterey & Salinas Valley Railroad Museum

26 Station Place - Salinas, CA 93901  
The Monterey and Salinas Valley Railroad Museum is dedicated to creating & maintaining a Railroad Museum in Salinas with an emphasis on the historic, contemporary and future value of the Railroad to the Salinas Valley and Monterey Bay Regions, providing experiential educational opportunities for children of all ages enhancing the core curriculum and inspiring civic involvement in our communities.

Open first weekends of each month 10AM - 4PM  
831 789 8097

[www.msvrr.org](http://www.msvrr.org)  
[info@msvrr.org](mailto:info@msvrr.org)

Continued on page 46

### **Napa Valley Model Railroad Historical Society**

Located at The Napa Valley Expo, (fairgrounds), 575 Third St., Napa, our railroad runs from Napa to Ukiah with off line connections to Stockton and Portland, has 700 feet of main line, and large classification yards at each end. The layout is never finished, as we are always rebuilding and improving! Era is 1940 to present. Member-owned rolling stock stresses reliability and realism. We meet Fri. 7:30 PM to 12, with formal runs the 2nd Fri. of the month. Info: John Rodgers 707-226-2985 E-mail: Napa-John@napanet.net Web: www.nvmrc.org

### **Nn3 Alliance**

Our 700 members in nine countries model narrow gauge in "smaller scales". Nn3 describes 3', 3'6", and meter gauges, modeled in N or 2MM Scales. Our local portable exhibition layouts and modules regularly appear at conventions and shows. The Nn3 Handbook, 140 pages with 400 illustrations, covering all aspects of small scale narrow gauge, is available through the address on the website. Official mailing address: The Nn3 Alliance, PO Box 6652, Chesterfield, MO 63006 Web: www.Nn3.org <http://groups.yahoo.com/group/nn3/>

### **Sacramento Model Railroad Historical Society**

Established in 1948, the SMRHS is located at 1990 Grand Ave., Sacramento. Modeled as the Sierra Central RR, both HO and HOn3 layouts. HO layout is being rebuilt to depict SP/WP prototype. Open Tues. and Fri. nights, 7:30 PM. Contact: 916-927-3618 Email: d.megeath@comcast.net Web: www.smrhs.com

### **Sacramento Modular Railroaders**

Most of our events are operating sessions, where we make up trains in our large switch yard, and send road crews out to switch cars into and out of industries at the towns along the main line. The club owns a large main yard, the corner modules, some special modules, and some rolling stock. Members own their own modules and rolling stock. Contact: [memberhip@sacmodularrailroad.com](mailto:memberhip@sacmodularrailroad.com)

### **Sacramento Valley Live Steam Railroad Museum (SVLSRM)**

The SVLS was founded in 1968 and is located in Hagen Community Park, Rancho Cordova, CA. Our initial 1500 feet of track has expanded to over 6300 feet of mainline and sidings. Approximately 1500 feet is dual gauge 4 3/4" and 7 1/2". We can accommodate equipment ranging in size from 1 inch scale (standard gauge) to 5 inch scale (2 foot narrow gauge), the most common scale being 1 1/2". Public run days are on the 1st Saturday and 3rd Sunday of each month during our operating season

### **San Joaquin Valley Garden Railway Society**

The SJVGRS was founded in July of 1995 to promote the joy of building and operating Garden Railways. We have grown to over 70 families in the Central Valley, meeting monthly at members' homes to spend the afternoon sharing our hobby, weather permitting. Dues: \$25 a year for a family. Contact info: Richard Emerson 559-439-7173 E-mail: emerson.r@worldnet.att.net Web: <http://home.att.net/~sjvgrs/train/>

### **San Joaquin Valley Toy Train Operators**

We are an all scale train club. We have members in scales from Z to G. Whether you are someone who likes to run toy trains in circles or model an exact date, railroad or scene or anything in between you are welcome. Everyone who likes trains is welcome. You don't need to own any trains. We have two portable layouts that we set-up at public locations. We have set them up at care facilities, Amtrak stations, train shows and other places. We also have outside club activities. We have gone on the train to Sacramento and the Sacramento Rail Museum. We've ridden the train at Railtown 1897 SHP and had a private tour there. Also we have visited home train layouts and will have many other activities in the future. Our meetings are at the Scouts Hall, 4717 Elm Street, Denair, CA at 1:30 PM (doors open at 12:30) on the first Sunday of each month. Holidays or other events can change that. We always get there by 1:00 PM to visit and see what others have brought to show. For more information please call Ed Cathcart at 209-479-4432

Enjoy the fellowship and learning experiences of a club near you

*Continued on page 47*

**San Leandro Historical Railway Society**  
 The SLHRS models the SP from Oakland/San Leandro to just east of Norden using the tri-level Donner Pass plan featured in the March '98 Model Railroader. It's housed in the former S.P., San Leandro depot, located at 1302 Orchard Ave., San Leandro (just off Davis St.). Work sessions Sat. 9:00 AM - 1:30 PM and Tues. 7:30 - 9:30 PM, business meetings the 1st Fri. at 7:30 PM. Contact: Eugene Brichacek, 510-963-2965 email: embrichacek@gmail.com

**San Luis Obispo Model Railroad Association (SLOMRA)**  
 The SLOMRA is a multi-scale modular group with active N and HO scale layouts. The goal of our nonprofit association is railroad education and local history through public display of our modules. Our shows usually include G-gauge, tinplate, and even LEGO trains. The monthly meetings include model and prototype activities, videos and discussions. The SLOMRA is open to new members who have a love of trains. The general meeting is the third Monday of every month at 7:00pm at the Oceano Depot. For more information visit [www.slomra.org](http://www.slomra.org) or email [info@slomra.org](mailto:info@slomra.org).

**Silicon Valley Lines**  
 The SVL is located at 148 E. Virginia St., San Jose. We meet Fri. 7:30 to 11:30 PM, with business meetings the 1st Fri. and operating sessions the last Fri. of the month. Our HO layout utilizing DCC for realistic operations, computer-generated train orders and radio-based dispatching. E-mail: [svl@siliconvalleylines.com](mailto:svl@siliconvalleylines.com) Web: [www.siliconvalleylines.com](http://www.siliconvalleylines.com)

**Siskiyou Model Railroad Club**  
 Currently we are meeting at a member's home on the first Thursday evening of the month. Contact Tom Brass as 530-842-4921 Currently a few members have been getting together on Tuesday mornings for various activities.

**South Bay Historical Railroad Society**  
 SBHRS invites interested modelers to visit us in the historic Santa Clara CalTrain Depot, 1005 Railroad Ave., Santa Clara, Tues. 5:00 to 8:00 PM or Sat. 10:00 AM to 3:00 PM. Contact: 408-243-3969. Web: [www.sbhrs.org](http://www.sbhrs.org).

**Sonoma Short Line (SSL)**  
 A group of model railroaders has formed a DCC, HO 100% NMRA club, Sonoma Short Line (SSL). The club is building a modular layout with a Sonoma County theme inspired by the period 1900-1950s. Private ops sessions and public shows are scheduled. SSL is looking for new members with skills in all aspects of model railroading and a desire to actively participate in the club. Contact Steve Lewis (707) 527-0396 or Steve Skold (707) 539-1782 for further information.

**South Coast Society of Model Engineers**  
 The club consists of enthusiasts of all scales and prototypes living in the Santa Barbara area, and has a collection of railroad books and videos for loan to members. The club has no layout but activities include weekly operations and work sessions at member layouts, as well as occasional club field trips. We meet every 3rd Tues. at 7:30 PM, at Woodglen Hall, 3010 Foothill Road, Santa Barbara. Junior members welcome. Contact: Secretary David Kuehn, email: [davidkuehn@cox.net](mailto:davidkuehn@cox.net). Facebook: <http://www.facebook.com/group.php?gid=163470062239>

**The Tidewater Southern MRC Inc. & Tidewater Southern Railway Historical Society Inc.** reorganized and incorporated in 2018. We are Located at the San Joaquin Fairgrounds, Building 1, (corner of Airport and Charter Ways (Hwy 4), Stockton), a 2,400 sq. ft. alcove houses a large HO layout depicting the Tidewater Southern, & Freelanced N-Scale. We meet 2p-7:30p Thursdays. 10a-3p Saturdays events permitting. Contact: Tiffany Barning 135 W. Emerson Ave. Tracy, CA 95376 E - mail: [tidewatersrhs@gmail.com](mailto:tidewatersrhs@gmail.com)

**Tri-city Society of Model Engineers**  
 The TCSME located in the Niles Plaza is currently looking for new members to help build and operate both an N Scale and an HO layout focused on Fremont and surrounding areas. We meet Fridays 7:30-9:30 PM. The depot is located at 37592 Niles Blvd, Fremont, CA 94536. Please visit our web site at <http://www.nilesdepot.org/> <http://www.nilesdepot.org>

Enjoy the fellowship and learning experiences of a club near you

Have you changed your address or other membership information?  
 Notify Headquarters  
 Email: [nmrahq@nmra.org](mailto:nmrahq@nmra.org)  
 Phone: 423-892-2846 (8am—4pm ET)



**IMPORTANT !!!!**

**Walnut Creek Model Railroad Society** The WCMRS located at 2751 Buena Vista Ave, Walnut Creek, is open on last Friday of the month from 8:00 to 10:00PM for operations. Fares are \$3.00 for 6-12 and seniors over 60 and \$5.00 for adults. Membership is always open to interested HO modelers. Contact: 925-937-1888 (recorder); Web: [www.WCMRS.org](http://www.WCMRS.org). "Like Us" on Facebook ([www.facebook.com/wcmrs](http://www.facebook.com/wcmrs)). Please refer to [www.wcmrs.org](http://www.wcmrs.org) for the dates and times of our Annual, Weekend and Friday evening shows .

### **West Bay Model Railroad Association**

The West Bay Model Railroad Association is accepting new members; all skills are invited. Construction and scenery are now complete on our DCC 2-level HO layout designed for operations; work on signaling is in process. Work sessions are Wednesday evenings and Saturday afternoons. Prospective members and visitors are always welcome. We run trains for visitors monthly on second Saturday afternoons. Business meetings are at 8 pm on the third Wednesday of the month, and operating sessions are on Saturday of the following week. We're located a few hundred feet south of the Menlo Park Caltrain station, in the former baggage building, at 1090 Merrill St., between the station and Ravenswood Ave. For more information, visit [wbmrra.ning.com](http://wbmrra.ning.com) and [facebook.com/wbmrra](http://facebook.com/wbmrra). Or e-mail [westbaylines@gmail.com](mailto:westbaylines@gmail.com).

**Enjoy the fellowship and learning experiences of a club near you**



**We not only welcome your input here at the *Branch Line*, we actively encourage it!**

**In fact, may we say that we go so far as to solicit your input?**

**If you have a small article you would like to submit for publication, or even just an idea for an article, please let us know. We will be happy to work with you.**

**Just contact our editor, Chip Meriam, at:**

[chipmeriam@comcast.net](mailto:chipmeriam@comcast.net)

**We're looking forward to hearing from you!**







NATIONAL MODEL RAILROAD ASSOCIATION, INC.

Wow! Did you know there's a new NMRA Member Benefit?

It's the NMRA Partner Program!

Model railroad manufacturers are partnering with the NMRA to offer discounts to NMRA members.


Current members log in to [www.nmra.org](http://www.nmra.org). At the Members Menu, go to the NMRA Partnership Page to see who's on the list, discounts offered, and how to order. New Partners are coming on board every month, so check back often.

If you're not yet a member, here's another great reason to join and get more fun from your hobby with a membership in the world's largest model railroad organization.

[www.nmra.org](http://www.nmra.org)

# A proud Partner with





The best gift card you'll ever give.

(Or receive!)

When you give the gift of an NMRA membership, you're giving someone a gift they can use all year long. From accessing our online photo archives to getting special deals on books, to attending Division and Region meets, an NMRA member has a wealth of benefits to take advantage of.

We'll send your new member a membership card, then bill you separately. Call HQ for details and ordering. Allow 4 weeks for processing.

Perfect as a gift for holidays, birthdays, graduations, Fathers Day, Mothers Day...even Valentine's Day!

This year, give a card they'll treasure all year!



**We make it even more fun.**  
[www.nmra.org](http://www.nmra.org)  
 423-892-2846



# NATIONAL MODEL RAILROAD ASSOCIATION, INC ®

P.O. Box 1328  
Soddy Daisy, TN 37384-1328  
Phone: (423)892-2846 Email: [nmrahq@nmra.org](mailto:nmrahq@nmra.org)

## RENEWAL NOTICE

Name:			
Address:			
City:	State/Country	Zip:	
Phone:	Birth Date:	Scale:	
Email:	Occupation:		

NMRA Membership	1 Year	2 Year	Total
<b>Member with NMRA Magazine Subscription</b> ~ All Rights and Benefits; includes NMRA Magazine.	\$ 75.00	\$ 150.00	
<b>Member without NMRA Magazine Subscription</b> ~ All Rights and Benefits; <u>does not</u> include NMRA Magazine.	\$ 47.00	\$ 94.00	
<b>Family</b> ~ Spouse or minor child of above member in good standing; <b>DOES NOT</b> include the NMRA Magazine or voting rights. Name: _____ DOB: _____	\$ 9.00	\$18.00	
<b>Student</b> ~ Anyone under 18 years or student between 19-25 years of age. All rights and benefits and includes NMRA Magazine. DOB: _____	\$ 40.00	\$ 80.00	
<b>Sustaining</b> ~ Mandatory for group memberships (Clubs, Associations, Businesses) All Rights and Benefits and includes NMRA Magazine.	\$120.00	\$240.00	

Total Due	NMRA Membership	\$
	Region Subscriptions	\$
	Merchandise Total	\$
	NMRA Donation	\$
	<b>Total</b>	\$

Credit Card No:     -     -     -         Verification Code

Expiration Date:

**We accept MasterCard, Visa, Discover & AMEX. US Funds Only.**  
**Make checks payable to NMRA.**