



BRANCH LINE



NMRA'S FIRST REGION



SEE PAGE 36

SPECIAL NOTICE

THERE ARE TWO GREAT EVENTS
HAPPENING RIGHT AWAY!!

In the Daylight Division, the Central Coast Railroad Festival in San Luis Obispo County, October 7– 9, 2022 (see page 36)

In the Coast Division, a special meet with extra features, September 25, 2022 (see page 38)



Coast Meet – September 25, 2022 SBRHS, Clinics, and Open Layouts

Coast Meet – SBRHS, Clinics, Open Layouts – September 25th 2022

The next Coast Meet event will be held on September 25th at the South Bay Railroad Historical Society in Santa Clara. This event will feature:

- 4 great clinics in the morning
- Visit to the SBRHS facility and their layout
- Lunch at a local restaurant
- 8 or more open layouts in the afternoon

SEE PAGE 38

PCR Call Board

| Category | Name | Phone | Email |
|----------------|--|--------------|------------------------------|
| Officers, BOD | President, Frank Markovich, MMR | 408-505-2727 | frank@frankmarkovich.com |
| | Vice-President, Chip Meriam | 530-899-2609 | chipmeriam@comcast.net |
| | Treasurer, Bob Osborn | 925-519-6016 | brakemanbob@yahoo.com |
| | Secretary, Mike O'Dorney | 925-998-6226 | modorney@aol.com |
| | Director - Daylight, Walter Mizuno | 559-977-8511 | wkmizuno@gmail.com |
| Administration | Director - Coast, Phil Edholm | 408-832-5618 | pedholm@pkeconsulting.com |
| | Director - Sierra, Lou Anderson | 480-845-8480 | louiesqd@att.net |
| | Director - RED, Giuseppe Aymar, MMR | 707-291-0701 | REDdirector@pcrnmra.org |
| | Manager, Frank Markovich, MMR | 408-505-2727 | frank@frankmarkovich.com |
| | Budget and Finance Committee [President, Vice-President and Treasurer] | | |
| | By-laws and Manual Committee, Frank Markovich | 408-505-2727 | frank@frankmarkovich.com |
| | Nomination Committee Chair, Dave Connery, MMR | 925-735-0134 | dgconnery@sbcglobal.net |
| | Ballot Committee, Jim Providenza | 415-472-6715 | rrjim@aol.com |
| | Honors Committee, Dave Connery, MMR | 925-735-0134 | dgconnery@sbcglobal.net |
| | Storekeeper, Mark Poggendorf | 707-230-1142 | on30cool@gmail.com |
| Membership | Audit Committee, John Houlihan | 559-435-0874 | oscalejohn@gmail.com |
| | Historian, Dave Connery, MMR | 925-735-0134 | dgconnery@sbcglobal.net |
| | Manager, Doug Wagner | 661-589-0391 | CarlDW@aol.com |
| | Member Services, Bob Ferguson | 925-228-6833 | BobPCRC@aol.com |
| Pubs. | Member Aid, Rod Smith | 510-657-3362 | Railgeez@aol.com |
| | Education (vacant) | | |
| | Special Interests, Seth Neumann | 650-965-4687 | sneumann@pacbell.net |
| Conv. | Manager, Gus Campagna | 707-664-8466 | campgus@earthlink.net |
| | Editor, Branch Line, Chip Meriam | 530-899-2609 | chipmeriam@comcast.net |
| | Webmaster, Dave Grenier | 408-431-8989 | pcrWebmaster@pcrnmra.org |
| Contest | Editor, Proactive Communications, Pete Birdsong, MMR | 859-552-5467 | rrpeteb@gmail.com |
| | Manager, Denni Baumer | 707-745-5746 | dennibaumer@gmail.com |
| AP | 2023 - Sierra Division, Chip Meriam | 530-899-2609 | rbr23chair@pcrnmra.org |
| | Jim Collins | 209-566-0935 | rbr23chair@pcrnmra.org |
| | 2024—Coast Division, Earl Girbovan | 650-248-9255 | egirbovan@netzero.com |
| Daylight | Manager, Earl Girbovan | 650-248-9255 | egirbovan@netzero.com |
| | Daylight Division, Chuck Harmon, MMR | 559-299-4385 | harmonsta@yahoo.com |
| | Coast Division, Jim Eckman | 650-996-6728 | jim_eckman@roninengineer.com |
| | Sierra Division, Mike Hamlin | 530-526-4408 | mikeandjerihamlin@gmail.com |
| | RED, Giuseppe Aymar | 707-291-0701 | Giuseaymar@aol.com |
| Coast | Manager, Jack Burgess, MMR | 510-797-9557 | jack@yosemitevalleyrr.com |
| | Daylight Division, Dave Grenier | 408-431-8989 | grenida@pacbell.net |
| | Coast Division, Earl Girbovan | 650-248-9255 | egirbovan@netzero.com |
| | Sierra Division, Dave Bayless | 530-613-5784 | davebayl@pacbell.net |
| | RED, Giuseppe Aymar, MMR | 707-291-0701 | Giuseaymar@aol.com |
| Sierra | Superintendent, Vacant | | |
| | Clerk / Paymaster, Milton San Soucie | 714-528-8624 | miltons@sbcglobal.net |
| | Editor, Robert Pethoud | 559-438-7705 | pethoud@comcast.net |
| | Contest, Chuck Harmon | 559-299-4385 | harmonsta@yahoo.com |
| | Achievement, Dave Grenier | 408-431-8989 | grenida@pacbell.net |
| RED | Membership, Doug Wagner | 661-589-0391 | CarlDW@aol.com |
| | Member Aid, Bob Pethoud | 559-438-7705 | pethoud@comcast.net |
| | Webmaster, Dave Grenier | 408-431-8989 | grenida@pacbell.net |
| | Superintendent, Phil Edholm | 408-832-5618 | pedholm@pkeconsulting.com |
| | Clerk, Brian Booth | 925-324-2181 | carcrazy832@yahoo.com |
| RED | Paymaster, Bob Ferguson | 925-228-6833 | BobPCRC@aol.com |
| | Editor, Bob Gardyne | 510-918-9099 | bob@oneva.com |
| | Contest, Jim Eckman | 650-996-6728 | jim_eckman@roninengineer.com |
| | Achievement, Earl Girbovan | 650-248-9255 | egirbovan@netzero.com |
| | Membership, Ronnie LaTorres | 510-317-7456 | veronicashadlow@yahoo.com |
| RED | Member Aid, Rod Smith | 510-657-3362 | Railgeez@aol.com |
| | Webmaster, Bob Gardyne | 510-918-9099 | bob@oneva.com |
| | Superintendent, Chip Meriam | 530-899-2609 | chipmeriam@comcast.net |
| | Clerk, Dave Fryman | 925-360-1377 | fryperson@hotmail.com |
| | Paymaster, Michael Eldridge | 408-663-2019 | meldridge2000@gmail.com |
| RED | Editor, Chip Meriam | 530-899-2609 | chipmeriam@comcast.net |
| | Contest, Mike Hamlin | 530-526-4408 | hamlin@snowcrest.net |
| | Achievement, Dave Bayless | 530-613-5784 | davebayl@pacbell.net |
| | Membership, Jim Collins | 209-566-0935 | jimcol@charter.net |
| | Webmaster, Michael Eldridge | 408-663-2019 | meldridge2000@gmail.com |
| RED | Superintendent, Paul Weiss | 707-775-9889 | REDsuper@pcrnmra.org |
| | Clerk / Paymaster, Dave Grundman | 707-584-1964 | REDclerk@pcrnmra.org |
| | Editor, Scott Lockhart | 707-775-9889 | REDcallboard@pcrnmra.org |
| | Program, Al Merkrebs | 707-953-5358 | REDprograms@pcrnmra.org |
| | Contest, Giuseppe Aymar, MMR | 707-291-0701 | REDcontest@pcrnmra.org |
| RED | Achievement, Giuseppe Aymar, MMR | 707-291-0701 | REDdap@pcrnmra.org |
| | Membership, Gus Campagna | 707-664-8466 | REDmembership@pcrnmra.org |
| | Webmaster, Gus Campagna | 707-664-8466 | REDwebmaster@pcrnmra.org |

The Branch Line
The Official Publication of the
Pacific Coast Region/ National
Model Railroad Association

Vol. 79, No. 4 4th Qtr, 2022

The Branch Line is published quarterly to inform members of Region activities and to provide educational articles for the advancement of railroad history and the art and science of model railroading. It is distributed to members of the Pacific Coast Region. Electronic versions are posted on the website, www.pcrnmra.org.

Copyright 2020, Pacific Coast Region, National Model Railroad Association. Permission to reprint granted to all affiliates of the NMRA. Others may request permission to reprint from the Editor:

Chip Meriam
 2260 Cherry Glenn Court
 Chico, CA 95926
 Phone (530) 899-2609
 e-mail: chipmeriam@comcast.net

All comments about materials contained in the BRANCH LINE should be mailed directly to the PCR Publications Manager, 1915 William Drive, Penngrove, CA94951.

Inquiries regarding membership application, renewal, or change of address should be directed to the NMRA, P.O. Box 1328 Soddy Daisy, TN 37384-1328.

Branch Line
Deadlines for 2022/23

JAN-FEB-MAR 2023 issue

Articles due by
December 10, 2022

APR-MAY-JUN 2023 issue

Articles due by
March 10, 2023

JUL-AUG-SEP 2022 issue

Articles due by
June 10, 2023

OCT-NOV-DEC 2022 issue

Articles due by
September 10, 2023

Please direct questions to the
 PCR Publications Manager,
 Gus Campagna at
campgus@earthlink.net
 Or phone (707) 664-8466

Contents

Reports

| | |
|-------------------------------------|----|
| From the President..... | 6 |
| From the Vice President..... | 6 |
| Contest Room..... | 9 |
| Achievement Report..... | 14 |
| SIG Report..... | 23 |
| Coast Division Report..... | 38 |
| Daylight Division Report..... | 42 |
| Redwood Empire Division Report..... | 43 |
| Sierra Division Report..... | 44 |

Features

| | |
|---|----|
| Two Special Events..... | 1 |
| International Rail Fair..... | 4 |
| Final Run - Mike O'Brien..... | 8 |
| The Answers Are Out There..... | 16 |
| Nothing Is Good Enough: Weathering..... | 19 |
| Life On The Fungus & Mungus..... | 21 |
| Women In Model Railroading..... | 24 |
| Tales Of The Santa Cruz Northern..... | 26 |
| Nicasio Noodlings..... | 28 |
| Porterville Orosi District..... | 32 |
| Looking Back..... | 33 |
| Central Coast Railroad Festival..... | 36 |
| Rails By The River..... | 48 |

Standard Fare

| | |
|-----------------------------------|----|
| Call Board..... | 2 |
| Statement of Publication..... | 3 |
| Membership Tracker..... | 7 |
| Membership Gauge..... | 7 |
| Welcome New Members..... | 7 |
| In Memoriam..... | 7 |
| Time Table..... | 49 |
| Club Information..... | 52 |
| NMRA Partnership Program..... | 57 |
| NMRA Membership Renewal Form..... | 58 |

INTERNATIONAL RAILFAIR OCTOBER 22-23 2022



Buy tickets online by
9/18 and save!

AMERICAN AND EUROPEAN OPERATING LAYOUTS

KIDS CAN EARN A JR. ENGINEER BADGE BY OPERATING A MODEL RAILROAD!

SNACK BARS, SELLERS & OUR TRAINMART CONSIGNMENT STORE

SATURDAY 10 AM — 5 PM SUNDAY 10 AM — 4 PM

Online Tickets: ticketor.com/internationalrailfair

CASH ONLY AT THE GATE

ADULTS: \$10 KIDS UNDER 12 FREE!! SUNDAY ONLY- KIDS 13 -17 \$5

PARKING \$10



 **700 EVENT CENTER DR.**
  **ROSEVILLE**

Follow us on social media!     

www.internationalrailfair.com

More on page 5



The Square Foot Diorama Challenge

Model Railroaders, Start Your Dioramas. **Announcing The IRF 2022 Fall Square Foot Challenge!**

The Challenge

Create a scale model diorama in a 12" x 12" square space. It must have at least one element that is related to railroads, and it must have at least one element that is related to the fall season. The diorama does not have to have track or include a train; "related to railroads" could be a sign pointing to a train station that is not part of the diorama for example, but the railroad element should be obvious. The Fall Season Element has a lot of possibilities: Halloween, Thanksgiving, fall harvest season, Apple Hill, fall colored trees, etc.

Contest or Exhibition?

You will be able to enter your diorama in either the Contest or the Exhibition. If you enter the Contest, your diorama will be eligible for the People's Choice Award - a unique, custom trophy. Additional prizes are in the works and will be announced when finalized. Alternatively, you can enter your diorama in the noncompetitive Exhibition.

Scale

There is no restriction on what scale you use; it just needs to be a scale model. It doesn't have to be one of the model railroading scales. You could choose from the big architectural scales to capture a big scene in a square foot.

Power

Battery powered electrical effects can be used, but everything must fit within the square foot limits.

Tell a Story

Though not a rule, we hope the diorama will tell a story. It could be a silly or serious or fantastic story.

Schedule

Dioramas must arrive at the IRF Fall Square Foot Challenge Table by noon on the Saturday of the show, October 22nd. The public will be able to vote until 3:45 pm. on Saturday. The votes will be tabulated, and the winner will be announced at 4 pm.

Contact the Challenge director, Tom Campbell (tom.c.irf@gmail.com) for more information. Entrants agree to allow International Rail Fair to take pictures of their diorama for promotional purposes.



From The President



By Frank Markovich, MMR
President

Most things are going well and back to normal.

A few items:

- West Side reunion is on for Oct 1st Clinics Presentations, Slide shows/Videos, Large Vendor Area, Model Contest, Door Prizes, Fellowship, free Coffee in the morning, (no served lunch this year) Clinics by: Jim Zeek, Craig Tribuzi, Joe Piazza, and Frank Markovich. Contact frank@frankmarkovich.com for more information or to register.
- Sierra Seminar is the next day Oct 2nd. Both are at Sonora Senior Center, 540 Greenley Rd, Sonora, CA for more information contact Glenn Sutherland, P O Box 124, Mariposa, CA 95338
- An individual contacted me with a collection of Lionel and American Flyer that he would like to donate to a Model RR club. If a club is interested, please contact me.
- I am setting up a zoom meeting with Chris Palermo in Oct for members to ask questions about the NMRA. This would include the magazine, dues increase, etc.
- There will be a PCR board meeting on Oct 15th. More to follow.

By the time you read this the NMRA national will have ended and the NNGC will be over. I am attending the NNGC in Tacoma but missed the NMRA in St. Louis. I heard it was an excellent convention.

As you can see from the headquarters updates the dues have gone up but with that the members get the magazine online and the ability to call up all the past issues. I have been looking at some of them and the hobby has really changed over the years. It is fun to go back and see what was state of the art 10, 20, and more years ago.

We have a team looking at online conventions could be all online or a hybrid approach. Seth Newman is leading that effort. It may be in place for next year's convention.

All the divisions need volunteers. Many of the officers are holding down more than one position.



From The Vice President



Chip Meriam, Vice-President and
Branch Line Editor

As Frank notes above, "All the divisions need volunteers." Indeed, volunteers are what allows us to have a National Model Railroad Association in the first place.

Case in point: Consider the newsletter on your screen this moment. The content is the result of fifteen contributing authors VOLUNTEERING their time to pen a column. That's time that could be otherwise spent on personal modeling endeavors. Please take a moment to really look through the columns you see here, quarter after quarter, and imagine the collective effort (and time) it takes to bring this to you.

Further case in point: There are four major events highlighted in this issue: The Central Coast Railroad Festival, The Coast Division Special Meet with clinics and layout tours, the International Rail Fair, and the 2023 PCR Convention. Although there may be an element of fund raising associated with these events, those funds do not go to pay salaries of the good people who run them. No, the people behind these festivities are all VOLUNTEERING their time.

I must note that this issue had an earlier-than-normal publication deadline due to the timing of two special events and the need to publicize them. I asked our contributing authors to accelerate their usual deadline so the *Branch Line* could achieve this goal. All of them cheerfully complied, and this issue was able to "go to press" early. **THANKS EVERYONE!**

And one last note: Our Membership Manager, Doug Wagner, is, by far, the most prolific contributor to this issue. He submitted four separate pieces! Furthermore, Doug's deadline was shorter than the rest of us. You see, Doug is off to San Diego to attend the PSR Convention, "Back On Track in 2022". By the way, the convention in San Diego is being put on by, you guessed it,

VOLUNTEERS!



Membership

Welcome Aboard ! PCR's Newest Members

| Member | City, Sate | Date Joined |
|--------------------|-----------------|-------------|
| Coast | | |
| Robert Pendleton | San Leandro CA | 7/6/2022 |
| Danny Castro | Walnut Creek CA | 7/14/2022 |
| Jonathan Fernandez | Wailuku HI | 8/18/2022 |
| Sierra | | |
| Mitchell Blakely | Oroville CA | 6/7/2022 |
| Gary Martin | Reno NV | 6/21/2022 |
| George Carroll | Folsom CA | 6/27/2022 |
| Kevin Snow | Granite Bay CA | 7/1/2022 |
| Ronald Petrich | Sacramento CA | 7/27/2022 |
| Daniel Coulter | Roseville CA | 8/1/2022 |

PCR Membership Gauge

| |
|------------------------|
| August 31, 2012—1,118 |
| July 31, 2021—828 |
| August 31, 2021—789 |
| September 30, 2021—817 |
| October 31, 2021—823 |
| November 30, 2021—825 |
| December 31, 2021—824 |
| January 31, 2022—811 |
| February 28, 2022—805 |
| March 31, 2022—798 |
| April 30, 2022—794 |
| May 31, 2022—789 |
| June 30, 2022—775 |
| July 31, 2022—779 |
| August 31, 2022—775 |

PCR Membership Tracker

| <u>Division</u> | <u># Members</u> |
|--------------------------|------------------|
| Coast | 363 |
| Sierra | 224 |
| Redwood Empire | 103 |
| Daylight | 85 |
| Total PCR Members | 775 |

In Memoriam

| Member | City, Sate | Date Joined |
|------------------------------------|----------------|-------------|
| Coast | | |
| Howard Lloyd | Los Gatos CA | 3/10/1987 |
| Daylight | | |
| William Davis (Lifetime Member) | Ridgecrest CA | 1/1/1967 |
| Jimmie Martin (Lifetime Member) | Bakersfield CA | 1/1/1970 |
| Gene Rutledge (Lifetime Member) | Visalia CA | 1/1/1985 |
| Mike O'Brien | Bakersfield CA | 07/01/2009 |



FINAL RUN

MIKE O BRIEN

By Doug Wagner

Daylight Division Superintendent, Mike O'Brien, of Bakersfield, passed away Saturday, August 20th, from complications of Covid and Pneumonia. Mike had been in the hospital since November 30th, 2021, and never made it home. Mike was 67 years old. Mike was a United States Navy veteran, serving from 1973-1977, with the Construction Battalion, AKA Sea Bees. Mike was not only the current Daylight Division Superintendent, but also served as the Daylight Division's ZOOM czar. Mike was also a member of the Golden Empire Historical and Modeling Society--the model railroad club in Bakersfield--since 2005. At GEHAMS Mike was currently serving as the N Scale Director and Webmaster.

Mike's favorite railroad was the Union Pacific. In what I would call apropos, there is one scene in the famous 1939 Cecil B. DeMille's railroad movie, "*Union Pacific*", where Joel McCrea informs Barbara Stanwyck that her husband, Robert Preston, was dead, by stating, "He'll be waiting for us... at the end of track."



Square Foot Challenge Returns for 2023



Earl Girbovan,
PCR Contest Manager

The popular Square Foot challenge will be back for the 2023 Convention in Sacramento! The rules for this category are simple:

- 1 foot square footprint
- Railroad themed
- Must contain a piece of rail
- No limit on height

Your entry can be whimsical or prototypical. This is a non-judged category, so no documentation is needed. A First Place plaque will be awarded to the entry receiving the most popular votes.


This is the perfect opportunity to build that certain kit that's been sitting in the back of your closet. You know the one I mean. Maybe you want to try something in a different scale or gauge. Or a new scenery technique. Here's your chance! No judging, no paperwork, just your creativity.

Need additional inspiration? Go to YouTube and check out the huge variety of videos the military and other modelers from around the world have posted.

Note, if you desire, the entry can be judged as part of a diorama category. And this would require a write-up.

Some Contest Room Highlights from St. Louis National Convention

The contest room at St. Louis had a broad showcase of models from the Civil War era, up to modern motive power. There were a large number of models, and the quality was also very high. Of the 60 or so judged models, 40 received merit awards. This is close to being a record high percentage. Here are some of the entries that caught my eye:



Scratch built Diesel, showing the many cast parts.

Continued on page 10

Contest Room, ct'd.


The Maintenance of Way class; which is normally unrepresented, had the most entries by far—twelve in all—and ten of these received merit awards. Many of the entries were in O Scale, resulting in some incredible detailing.



Concrete Car, which I believe took first place in MOW.



Maintenance of Way Contest Entries



**O Scale Compressor Car
(roof of Concrete Car in background)**

Continued on page 11

Contest Room, ct'd.

This model captured everyone's attention. Everything in the scene is scratchbuilt, including the boat! The colors are right, and the clutter and weathering are not overdone. The building interiors are completely detailed also, down to labels on packing crates!



Scratch built Dockside Scene – Best of Show

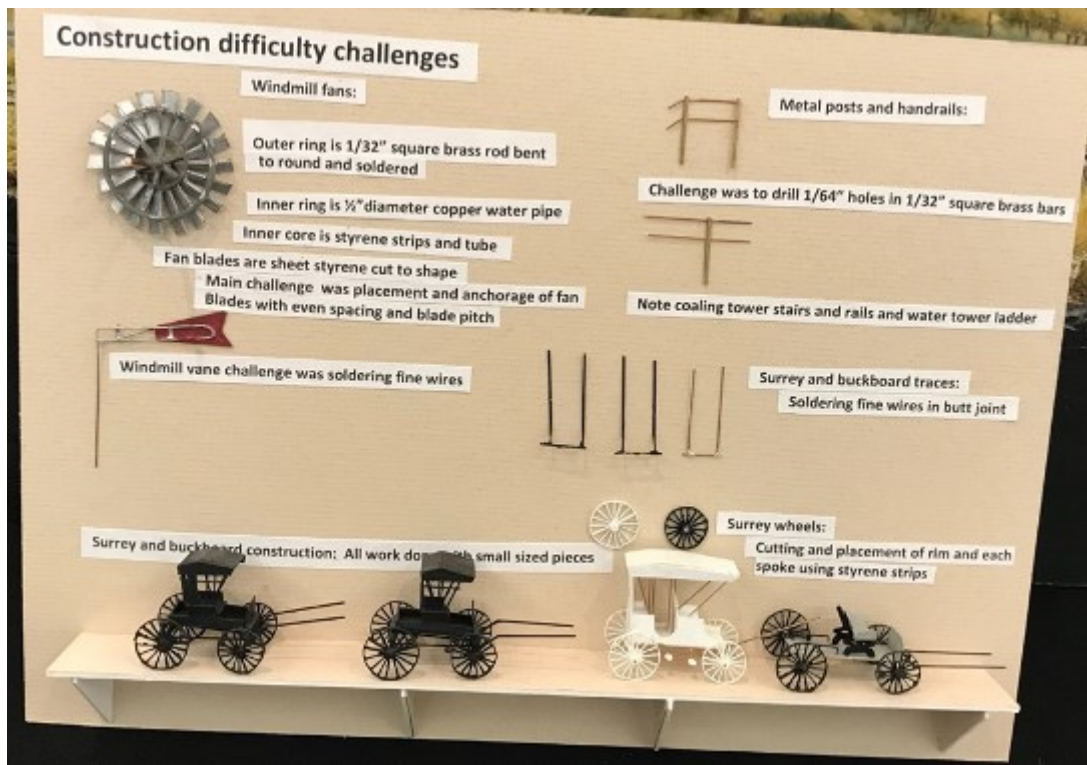
Continued on page 12

Contest Room, ct'd.

Extremely detailed corner module from the modeler's home layout.



First Place - Diorama



The buckboards were all scratchbuilt, including the wheels!


Continued on page 13

Contest Room, ct'd.

Your intrepid Contest Manager entered four pieces of rolling stock in the contest, with the following results:



Nevada Northern Railway Caboose
First Place - Scratch built Caboose
(photo: Mike Blumensaadt)



Hammond Pile Driver
Mt. Albert Award - Best Use of Stripwood
(photo: Mike Blumensaadt)



N&W Hopper Car in S Scale
First Place - Scratch built Rolling Stock
(photo: Mike Blumensaadt)



Rotary Snowplow
Fantasonics Engineering - Model Most Deserving of Sound
(photo: Mike Blumensaadt)



By Jack Burgess, MMR, Manager, PCR Achievement Department



A few months ago I was asked to write an article on the AP program for the November/December 2022 issue of the ROUNDHOUSE, a monthly magazine for NMRA members in the British Region of England. For a change of pace, I decided to share this article with PCR members.

As a way of introduction, I am MMR 136 and the AP Chairman for the Pacific Coast Region of the NMRA in California. Back in 1967 I decided to model the Yosemite Valley Railroad and in 1971 joined the NMRA.

At that time I did not know about the AP program. But I enjoyed scratch building models and in 1973 I entered a scratch built model of YVRR caboose No. 15 in a NMRA Regional convention in the San Francisco Bay Area. To my surprise the model took a First Place in the **Caboose Novice** category although it only scored 86 points. In hindsight, I suspect that my model was the only one in that category.

But that award encouraged me to continually improve my modeling skills and to look critically at each model that I built. For example, what could I have done better and could I have added more details? Three years later I entered a scratch built model of Yosemite Valley Railroad observation car No. 330 to a Regional Convention and it scored a First Place in Passenger Cars.[2] A few months later it was awarded a First Place at the 1976 National Convention.

I think this is the essence of the Achievement Program...to encourage a model railroader to do a little better, thus get more satisfaction from our wonderful hobby. Not necessarily to take a First Place in a model contest, but to push yourself to take on what might be a challenge and complete it to the best of your ability. Entering models in contests lets experienced judges evaluate your model, and a score of 87½ or more points qualifies that model as one of the four models needed to be awarded the Master Builder – Cars or six models needed for the Master Builder – Structures certificates. In addition, you may also learn how you might do even better the next time.

Our Hobby

I see the goal of the AP program as a way to encourage modelers to become proficient in many different areas. You must be able to prove (through the awarding of various AP certificates) that you have the ability to build quality scale models, scenery, and/or structures as well as construct, wire, and operate a layout. In addition, you need to provide service to the hobby. I have always been an advocate for the AP program because it challenged me to improve my skills and, in the process, get more out of the hobby.



This is a very early photo of the Bagby Hotel with the Merced River on the foreground. The YVRR railroad tracks were on the other side of the hotel.



My scratch built Yosemite Valley Railroad observation car 330 on the end of a passenger train at Merced on my layout.

For example, when I chose to model the Yosemite Valley Railroad, I knew that there were no structure kits available for any of the buildings that I would eventually need on my layout. That meant scratch building all of them. Some of the early structures I built did not turn out that well and, therefore are good examples of my limited skills, limited knowledge about the prototype I needed to build, and limited prototype information.

A good example is the hotel at Bagby, a station stop on the YV. The hotel was built in 1900 before the railroad was built through Bagby in 1906. The backside of the hotel faced the Merced River, which is the side of the building which faces the aisle on my layout. I did not have this photo when I constructed a model of the hotel in the early 1990s. In hindsight I must have considered my model of the hotel good enough at the time, but I know that I wasn't satisfied with it.

Continued on page 15

Achievement Program ct'd.

Over the years I collected more photos of the building including views of the other sides of the building which let me calculate the width and height of the building and the windows. So in 2015 I decided to replace that earlier effort. The final model is the result of having more prototype information, more experience, and better skills. It includes 3D printed windows, doors, stairs, and wood chairs on the porch. It scored 119 in a Regional model contest and it was a fun project. And I really enjoy scratch building structures and bridges and there are over 100 scratch built structures on my layout. I have never built a structure kit.



My early model of the hotel in Bagby. The roof shingles probably began peeling up 10 years or so after the building was installed on my layout.



With more information and 25 additional years of experience, here is the replacement Bagby Hotel on my layout.

I have always been an advocate for the AP program because it challenges a modeler to improve their skills and, in the process, get more out of the hobby. I see the MMR process as a way to expand a modeler's skills and thus get more enjoyment and fulfillment from the hobby.

I am pleased to announce the following Certificate of Achievement award since the last issue of the *Branch Line*:

Rich Mossholder - Association Volunteer

Congratulations Rich!

Improve your modeling with a few sheets of paper.


That's exactly what happens when you participate in the National Model Railroad Association's Achievement Program. One Merit Award here, another there, and pretty soon you're on your way to becoming a Master Model Railroader. All the while learning and having a ton of fun.

The Achievement Program is modelers helping modelers become better modelers and get the most out of their hobby. And it's yet another benefit of NMRA membership.

Visit www.nmra.org. Then improve your skills. And your hobby.

We make it even more fun.

www.nmra.org
423-892-2846



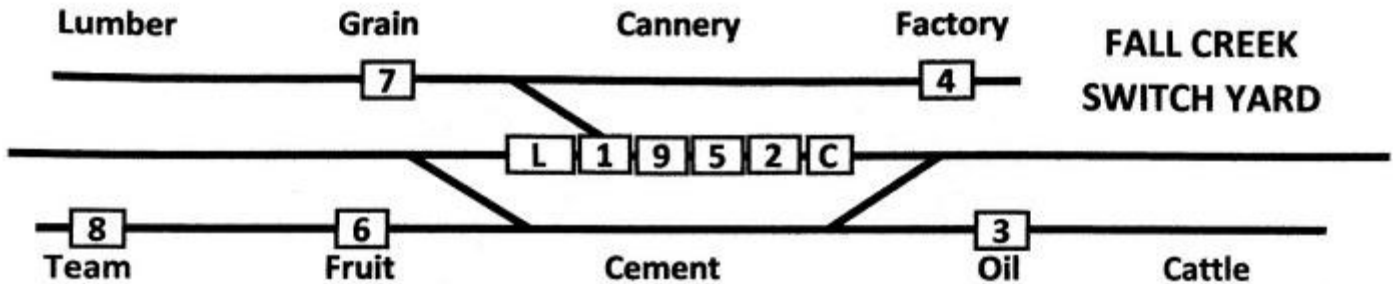


Switching as a Wooden Manipulative Puzzle: 2

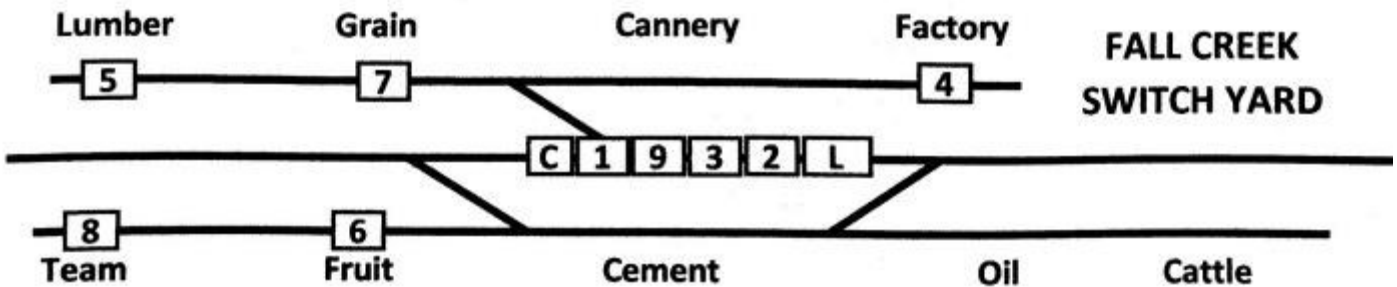
If you've followed along, by now you have built a wooden manipulative puzzle with a useful track plan. Perhaps it looks like my Fall Creek Branch; maybe it looks like a different place; or possibly you haven't yet constructed one. In any case, this time you get instructions on how to use a model railroad or a wooden puzzle to replicate the operation of a peddler freight train. At a yard such as that at Fall Creek, where various lineside industries are situated, a local or peddler freight makes the required set-outs and pick-ups. Each industry may have multiple locations where specific types of cars are to be spotted for loading or unloading. Often, the instructions for which cars are to be set out and which are to be picked up and from where are spelled out on switch lists.

In addition to the track board and rolling stock, I created a series of puzzles—essentially, switch lists—on half-sheets of paper. Each has two diagrams, one showing the starting position and the other the ending position. They start out easy, requiring the train crew to set out or pick up a car or two at a trailing point spur. But they gradually require more thought, as there may be another car in the way, or they involve working facing point spurs, where runaround moves are required. Then even more complications are added: the train must change direction by having the locomotive and caboose swap ends, or the cars in the train must end up in a particular order. The illustration gives you a puzzle to see what I mean.

Switching tasks for you to try:



Start as shown above, finish as shown below



Continued on page 17

Answers ct'd.

Why does the train have to reverse direction at this yard? Perhaps it's because Fall Creek is at the end of a branch line, or it could be that the train is designated as a "turn" and Fall Creek happens to be where that turning takes place. And why would the order of the cars in the train matter? That's because there are several factors to be taken into account:

- Other things being equal, generally, cars should be in station order, from first set out at the head end to the last set out at the rear. But other things are almost never equal . . .
- Place loads ahead of empties to minimize slack action
- Loaded stock cars need to be at the head end to avoid injury from slack action
- Reefers should be at the head or rear end for quick set out
- Cars placarded "Dangerous" or "Explosives," tank cars with flammable lading, and open cars with lading extending above the sides must be kept away from the engine, the caboose, and each other
- Extremely long and extremely short cars are not to be coupled together
- If possible, a low car should be placed just ahead of the caboose to promote visibility

So, how would you solve the puzzle? Try it for yourself, with your own wooden puzzle, on some track with model freight cars, or simply with scraps of paper on the table. My answer appears at the end of this column. Until next time, feel free to contact me with comments and questions at pethoud@comcast.net



Continued on page 18

Answers ct'd.

My solution to the peddler puzzle:

1. Uncouple L from the train, run around it, and recouple to C
2. Uncouple C from the train, pull it back clear of the east runaround switch, and push C to the far west end of the main
3. Uncouple L from C, run around the four cars, couple to car 2, and push the string of cars to couple to C
4. Uncouple between cars 5 and 2, pull car 2 clear of the switchback switch, then push it onto the spur to couple with car 7, return to the main with both cars, and push until car 7 couples to car 5.
5. Uncouple car 5 from car 9, pull east to clear the switchback switch, then push cars 5, 7, and 2 onto the spur and spot car 5
6. Uncouple car 7 from car 5, then spot car 7
7. Uncouple car 2 from car 7, return with car 2 to the main and clear the east runaround switch, then enter the runaround, pick up car 3, and pull forward to "Cement"
8. Uncouple car 3 and run around it, then recouple to it with car 2
9. Finally, shove west until car 3 can couple to car 9, then test the couplings and the brakes and you're ready to highball!



National Model Railroad Month



If it's November it must be...NATIONAL MODEL RAILROAD MONTH!

This is the time for you to promote our hobby by showing non-model railroaders what it's all about, and how much fun it is. Here are a few idea starters:

- Have a layout open house for your neighbors...just distribute flyers to several dozen houses near yours telling them you have a model railroad in your home, and this would be a great opportunity to sneak a peek.
- Take a train to work – bring a model to your workplace and put it in a spot where your co-workers can get a good look at it. If you're really ambitious, bring a different model every week...or every day!
- Hold a clinic or two at your local public library. Contact the library, tell them what you're doing, and book a time on a weekend or evening. Then hold a "How to get started in model railroading" clinic by showing pictures and having models that they can see and touch.
- Take a few dozen photos of your layout with your smartphone, then show them to your friends and co-workers. Tell them it's easy to get started in model railroading, and explain how much fun it is.

Those are just four ideas to get you started – you can undoubtedly think of more. The point is, if you want to see our hobby flourish, you've got to help it grow. And November is the month to do it. So get started!

NOTHING IS GOOD ENOUGH

WEATHERING

By Mike Hamm

If you are like me, whenever you see an article about weathering in the model railroad magazines, you probably say to yourself, "Oh no, not another one of those!" Then you turn the page and move on to something of more interest. This is because there have been so many stories written on this subject; perhaps more than any other. Nobody weathered their layout and trains until John Allen came along and then everything changed.

Hold your horses, people. Before you turn the page, please give this subject one more chance.

This article IS about weathering, but with a twist. The twist is something different, something fun, and a method to weather your rolling stock and structures that you may have not yet tried. I can't take any credit for this technique, that should go to Allen Keller and his fabulous GREAT AMERICAN LAYOUTS DVD Series. He may not have been the first to use this procedure, but it is the first time I had heard of it. I have the entire DVD series and highly recommend it. This method will also vastly reduce work time spent weathering because you aren't actually detailing, which is so time consuming. You are actually weathering the entire car, locomotive, or structure all at once. Some modelers might say that this technique is "Not Good Enough," but I, of all people, will not hold it against you! Here it is.

Using a box car as an example, the first thing to do is to wash the car with dish soap and warm water to remove any fingerprints. Let it dry, and then only handle your model with latex or nitrile gloves. The photo shows all the supplies needed for this project.



Here is a materials list:

- Cardboard or foil tray to work in
- Powdered Dry paint pigments (Crayola is excellent) Four Colors: White, Black, Orange, Brown
- Two small glass jars
- One bottle of Testors Rust plastic model paint
- Assortment of stiff nylon brushes up to ½ inch
- Pump spray bottle (fine mist) *Give contents of a White Rain hairspray bottle to your wife. Refill with water.*

I always start with wheelsets, including axles and trucks, and give them one coat of Testors Rust paint. You could use rail brown paint for this, but I prefer the rust paint that looks more like real rust and not brown. I paint the wheels solid but put blotches of rust on the couplers and the trucks and let them dry thoroughly.

Now it's time to mix the pigments. Small garlic jars work well. I label one "Grime" and one "Rust". Mix one-part white to two parts black to create "grime" and one-part orange to one part brown to create rust.

"

Continued on page 20



Place the boxcar in the tray and apply the grime first by brushing it onto all the surfaces, all sides. It takes a lot of scrubbing to get it to stick and you have to rub with your finger to make it stay on. Take the model outside to spray with water. Find a pump spray bottle with as fine a mist as possible. The idea here is to make the grime pigment run down the sides as if it's been out in the rain. The White Rain brand hairspray bottle is ideal, and it's the one Allen Keller recommends on his DVD. Where you may have clumps of the pigment, especially on the roof of the car. Just keep spraying these spots with water to make them run down the sides of the car. These streaks of grime look very realistic. Let this paint dry overnight then brush on a coat of the rust mixture. Repeat the same process letting it dry overnight. Blotches of the Testors paint here and there finish the process. I look at the "BUILT DATE" on my cars and put the heaviest weathering on the oldest.



I hope this weathering process will save you time and be fun for you to try.



Life on the Fungus & Mungus



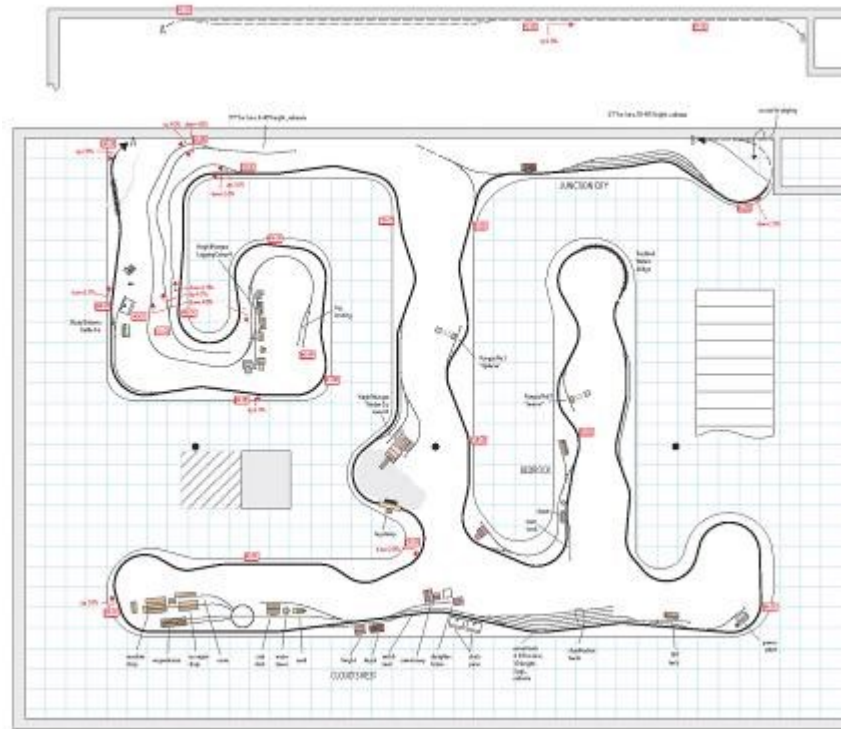
Life on the Fungus and Mungus Railroad – Part 6

By Steve Folino

Not to be sitting on their collective hands, Kent C. Straight, Superintendent, and his three track foremen have been hard at work. There's lots of work to be done before the first shovel of dirt was turned and the first tie laid. The right-of-way had to be secured and a detailed track plan submitted to the powers-that-be before it began.

Once the detailed track plan was finalized and approved, the crews were ready to begin construction.

While waiting for final approvals, the crew was busy collecting materials, cutting lumber to length for legs, glue blocks, cross members; and assembling the L-Girders. Additional lumber was staged for cutting to length as construction progressed.



Track plan as drawn by Bob Sprague of bobstrackplans.com



Additional lumber, 1x3, 1x4, and 2x4, are standing by ready to be cut to custom length L-Girders and cross members as construction gets started



Legs, L-Girders, glue blocks, and cross members have been cut to size and are awaiting installation



Meet Grigio, the newest member of the FMRR team. As Director of Quality Control, Grigio inspects the prefabricated assemblies

Each piece of cut lumber and each L-Girder was subjected to a detailed CAT Scan performed by Grigio, the newest member of the FMRR Team and recently appointed Director of Quality Control.

Continued on page 22

Fungus & Mungus, ct'd.

As planned, construction on version 5.0 of the Fungus and Mungus HO scale model railroad began on September 1. The first legs were attached to the concrete block wall using masonry anchors. The L-Girders were hung from these legs. Great progress was made the first day!



**Construction began on September 1st.
Here's what it looked like after the first day.**

By the end of the second day, most of the prefabricated L-Girders, legs, and cross members had been used so most of day three was spent cutting and assembling additional components.

By the end of the first week (6 days of construction), about 90% of the L-Girder bench work had been completed.



By the end of the first week of construction, 90% of the L-Girder benchwork was complete and installed.

There's about another day's work to complete the bench work. After that, it will need to sit for three or four weeks so that the cut boards can acclimatize to the temperature (73 degrees) and humidity (35 to 40%) that is constant in the basement. Tomorrow the crew will be making a trip to Knoxville for the bi-monthly meeting of the Smokey Mountain Division.

When they return to the railroad, Kilo Watt and his brother Mega Watt, the electrical engineers, and the rest of the team will begin stringing cable for the 120-volt AC, 12-volt DC, and DCC systems.

You can expect to receive and update as construction progresses.





Pacific Coast Region SIG Report

by Seth Neumann



In-person conventions are back: the NMRA National convention in St. Louis was held in August and included an OPSIG program. I got to operate at 3 layouts in the area as well as a FreMo-N layout set up in the convention facility next to the clinic rooms. The layouts (2 of them belonging to the organizers of the convention) were excellent and worked well with only a few issues relating to low frequency of operation during the pandemic. The FreMo-N layout used modules belonging mostly to local model railroaders and the op scheme was provided by the Operations Roadshow group that has provided a sectional HO layout in years past. As a result, the op scheme was mature. This was very nice because in addition to offering another operations opportunity, there was no need to arrange travel. I understand that efforts are underway to offer a similar set up next year at the NMRA Convention in the Dallas/Ft. Worth area!

LDSIG offered its usual program featuring the LDSIG self-guided tour on Wednesday (13 excellent layouts within a 45 minute drive of the convention hotel) and it was well attended. Again, several of the layouts belonged to the convention organizers and we appreciated their strong support! The week started with the SIG Meet and Greet Sunday evening where anyone interested in design and operations was welcome to introduce themselves and their layout. It was great to catch up on some ongoing projects and meet people who are beginning their journey to a lifetime layout! We offered layout design (and operation planning) consulting all week in the SIG room. We finished up our program with a Friday Night dinner and after dinner program. Thanks to Convention Department (and PCR member) Ed Slintak, for helping out with a last-minute change of venue for the after-dinner presentation!

We'll be holding the 2023 Bay Area PCR/SIG meet (not "OPSIG" – OPSIG does not want its name on meets due to liability concerns!) Saturday and Sunday February 4-5, 2023. Our intent is to continue offering this event as a hybrid, which requires the venue have suitable internet access. Watch the PCR email list (pcr-nmra@groups.io) for updates, although there should be another Branch Line before the meet. We'll have clinics and panel discussions Saturday, which will be streamed live and available to members on a Zoom call so all can participate in Q&A. We are hoping, subject to host availability, to hold tours Saturday evening close to the venue and Op Sessions on Sunday. The layout visits and ops will in-person only. In-person attendees will be asked to show proof of vaccination and may be requested to mask at the host's discretion.

Out of town ops meets are back, too! I attended SoCalOps in the Los Angeles area and RiverRail, based in LaCrosse, WI this Spring. These events were attended at close to pre-pandemic levels and the layouts performed quite well with a few "haven't run much" issues that were easily dealt with. The Desert Ops (Phoenix) and Prairie Rail (Kansas City) groups are planning events for October. I expect to see events falling back into pre-pandemic schedules in 2023, including our own BayRails in March. We often have slots for these meets, and some have open registration, so please contact me if you are interested in trying one out. Of course, these are subject to local health regulations on gatherings and there have been some cases of COVID associated with meets, so be careful and consider your tolerance for exposure.

As in the previous months, we have had SIG activities via Zoom conferences. The Operations SIG has been holding clinics and layout tours monthly on Sunday afternoon at 1:00 PM Pacific, see <https://www.opsig.org/Virtual> for topics and meeting information. LDSIG is holding Zooms on a more-or-less quarterly schedule .





Women in Model Railroading

By Cydney George-Abatecola

I have been really lucky to be introduced to the hobby through the work my husband and I do documenting trains, model railroading and preserving rail history through our video production company. I have always been a history fan and that was my main interest when I started in this hobby.

...who am I kidding?

I caught the fever after standing next to a steaming, hissing, boiling steam locomotive. What a thrill! Marry that with fond memories playing on a 2-6-2 Prairie type locomotive (ATSF No. 1073) at a park in Lawrence, Kansas as a little girl; and of my grandmother's fully detailed dollhouse (with working lights and even text in the books on the bookshelf!) and you have plenty of nostalgia and thrill to spur on anyone's entry into the hobby. Imagine my surprise when I found everyone in my model railroading community of the Pacific Coast Region of the NMRA was very friendly and welcoming to me, never patronizing, and just generally excited to share the hobby with a newbie ready to listen. I then discovered that almost every woman I meet in this hobby also experiences being welcomed into the hobby. But, we want to see more women in the hobby. Every club layout room, op til you drop event, op session, layout work night, train show, and convention should be full of women modelers and operators. There's no reason we should be the rare exception at a model railroading event. To that end, some of us got together and started a brand new special interest group (SIG) for women in the hobby!

In addition to some great women participating prominently in the hobby and paving the way, efforts have been made to specifically include women in the hobby. Long ago, in the late 90s, at a trade show for model train enthusiasts, one woman approached another with an idea. Her name was Pat McCue and she was looking for someone to share in creating an NMRA SIG for women. Nancy Workman (owner of Soundtraxx) thought this was a great idea and the two worked over the next several months to establish the first Women in Model Railroading SIG. Unfortunately, a very short time after this was accomplished Pat was diagnosed with cancer and passed away. Without Pat's drive and support, Nancy let the SIG also pass. Over 10 years later this was followed by Christina Zambri, marketing consultant for the NMRA, highlighting women in the hobby in issues of the NMRA magazine for several years. Seeing those articles and being the subject of one, gave me the idea to host "Ladies in the Hobby" breakout rooms and social gatherings for women in the hobby at the NMRA's virtual "Rails By The Bay 2021" National Convention. Then in the beginning of 2022, Nancy Workman knew that it was the perfect time to revitalize and relaunch the Women in Model Railroading SIG. So together with Michelle Kempema of the Colorado Model Railroad Museum, Christina Zambri and myself we recreated a SIG for women. The Women in Model Railroading Special Interest Group (WIMRR SIG) was officially founded and then announced at the NMRA convention in July 2022. The four of us represent key stakeholders in the hobby: modelers, operators, museums/clubs, manufacturers, media and the NMRA and we look forward to using these diverse skills to grow this new SIG.

Here are the official details about our new group: The WIMRR SIG's mission is to provide a space for women to share their world, their work, their ideas, and to create friendships. We are also here to provide an inclusive, supportive space for women in the hobby. Women can join the Women in Model Railroading Special Interest Group (WIMRR SIG) where NMRA membership is not required but encouraged and they may also join our Facebook group, Women in Model Railroading, and our Facebook railfanning group, The Steam Sisters. Members can meet and chat with each other virtually through our newsletter, the Facebook groups, and Zoom socials twice a year. Members can meet in-person at events like Ladies Night Ops, Bring a Friend campaigns at local events, NMRA annual conventions, and other conventions where members decide to represent WIMRR.

Continued on page 25

We invite you to join Women in Model Railroading in creating a supportive space that encourages more women in the hobby. To join the WIMRR SIG and get links to our Facebook groups please visit our SIG webpage.

<https://www.nmra.org/sigs/women-in-model-railroading>

Women in Model Railroading (WIMRR)



Contact:

wimrr@nmra.org

We are excited to offer the opportunity to women around the world to become members of this new Special Interest Group - Women in Model Railroading! As a recognized SIG within the NMRA, we expect this group to be vibrant in the world of model railroading.

The purpose of the Women in Model Railroading is to introduce, encourage and connect women in or interested in the hobby of model railroading. The SIG is designed for education, enrichment, social interactions, and all-around fun. This group is meant to be inclusive and supportive of all women in the hobby and railfan world. We plan to host a few social meetings per year including online and at train shows/conventions around the country. The SIG will provide women in their local NMRA regions the support needed to create activities or gatherings, in order to grow the hobby and remove perceived barriers for women modelers.

Newsletter:

An email newsletter will be sent once per year and hopefully more often as we grow this group.

Facebook Pages:

"[Women in Model Railroading](#)" is for women in the model railroad hobby to share their world.

"[The Steam Sisters Group](#)" is for women railfans to post their photos of trains and is open to all. Welcome to the Women in Model Railroading Special Interest Group! We look forward to getting to know you!

Please use this link to join: <https://forms.gle/aKPhcXU1sthKW1MQ8>

2022 National Convention in St Louis



Tales of the Santa Cruz Northern

By: Jim Providenza

Here Come the Clerks...

Here come the clerks... and the gandy dancers, signal maintainers, mud hops, car knockers, RIP track crew, roundhouse foreman, boilermakers and diesel maintainers...

As I was preparing for the last op session on the SCN it occurred to me that I was fulfilling the roles of the large number of railroaders who were not in actual train service. My friend Mike McLaughlin once described the members of these crafts as 'railroaders who actually worked for a living'. A bit harsh, perhaps. But it can shed an interesting light on what we do when we prepare the model railroad to run like the real thing.

Note that I said 'fulfilling the roles', not 'playing the roles'. When I host an op session or when I participate in one at someone else's railroad, I know intellectually that whatever I do I am playing a role. Engineer, conductor, yardmaster, dispatcher, it doesn't matter, I am simulating the work of the real railroaders. But I submit that when I am preparing the SCN for an op session I am doing actual work. And further, it is the same sort of actual work that the 90% of railroaders who are not engineers or conductors actually do.

And so, Here Come the Clerks.

Preparing for an op session on the SCN generally follows the same pattern from one session to the next. Viewed from the standpoint of the craft involved it goes something like this: clerks (undoubtedly with eyeshades) and (long suffering) mudhops; gandy dancers and maybe the engineering department; car knockers and shop crew, and then diesel maintainers. And pray we don't need the signal maintainer!

As the session date approaches the transportation planner may or may not get involved – but we will certainly see the clerks back in action.

As a clerk I will check all the paperwork remaining from the last session – if a train is out on the road did the departing crew leave its clearance form, any train orders and waybills? I next check the station bill boxes and Mac St. Yard PICL box, reviewing waybills and moving them 'forward' as needed for the next session. The mudhop in me gets to wander down various yard tracks and spurs, confirming car locations and, occasionally, hunting for a lost car.



Maintenance of Way crew dealing with some tight track gauge – it can even happen on flex track! The NMRA Standards Gauge.

Track maintenance is next. I keep a Bad Order list each session and then follow up with track repairs as needed. As the SCN lives in a working garage every inch of track gets cleaned before an upcoming session. Temperature extremes sometimes work their 'magic' even on mature layouts like the SCN – a work train with track cleaning cars not only cleans the track in the helix and tunnels but also tests it to try to avoid as much as possible any emergency track work during the session.

The RIP track at Mac St. Yard usually has several cars spotted from the last session needing maintenance or repairs. After repairs are made the blue flag comes down on the RIP track and the cars are ready to continue on their journey.

Tales of the SCN



Mudhop and Chief Clerk have been busy at East New London yard on Paul Weiss' Central Vermont Rwy. Cars are sorted as needed, switchlists prepared showing the standing order of cars in each track. The next yard crew to come on duty will find a yard in good order.

Continued on page 27

Tales of the SCN ct'd.



Bad Order car! Coupler height issue required some major surgery on this car, but the SCN shops have the tools and expertise needed. After repairs the car's couplers match the Kadee couple height gauge just as they should.

Locomotive maintenance is most often just wheel cleaning – all locomotives before every session (that working garage thing). Occasionally of course more is required. Wheel gauge, coupler height, lubrication, repair / replacement of damaged or missing details, decoder 'work' (everything from outright replacement to tweaking of CV's for better performance).

And the clerks return... create the lineup for the next 'day', replenish pads of train order forms, get out a new train sheet and several station record of train movements, some new train register forms, set up the dispatcher's desk. Oh yes, sharpen the pencils!

And sometimes an incident is just too good to pass up! Beroldingen Lumber Co. log flats are notorious for their minimal maintenance and third hand trucks. When one lost a kingpin screw and had the truck disconnect from the bolster I flashed on a Phil Hastings photo of a CM&O shop crew rolling a truck under a car that was up on sawhorses. Some styrene, some glue, some paint, a few scrounged workers and the Mac St. RIP track has a scene – at least until SCN management can convince Beroldingen Lumber to come up with replacement trucks.



Sometimes the prep work leans more heavily in one direction or the other. But the basics always get covered. And when I do this work in the future, I'm pretty sure I'll always remember that I'm fulfilling the same role, only on a smaller scale, as hundreds of thousands of railroaders did in the past.



Nicasio Noodlings

News from the Nicasio Northern by Jon Schmidt

I've referred in the past about the "Great Tectonic Shift" that occurred on the Nicasio Northern when I moved a major town. Did you know that earthquakes also occur on the East Coast? Recently a major quake happened on the Central Vermont Railway (in NorCal).

The southern terminus of the CV is the New Haven Railroad in New London. On the CV in NorCal this is represented by a large 8-track yard which is called Fort Yard. As originally built it was under the benchwork of the south end of East New London (ENL) and the CV Pier area.

Recently Paul Weiss decided to add an extension to the main building. This extension would be perfect to house a New London section of the model railroad. One fateful day the team disconnected Fort Yard and carefully tectonic-shifted the whole thing out from under ENL, through the door to the extension, and into its new home.

The original location of Ft. Yard was reached by a long sweeping curve under the benchwork. The team extended this track, added a turnout beyond the curve, and took a double-track main into the back room. In the back room this became three tracks, and connections to the yard.

Operational challenges are evident. The loop, the turnout, and the double-track are mostly unseen. The double track then goes through benchwork, through about 5 feet of storage space, and then through the wall. Again, sight problems. The figure below shows these issues.

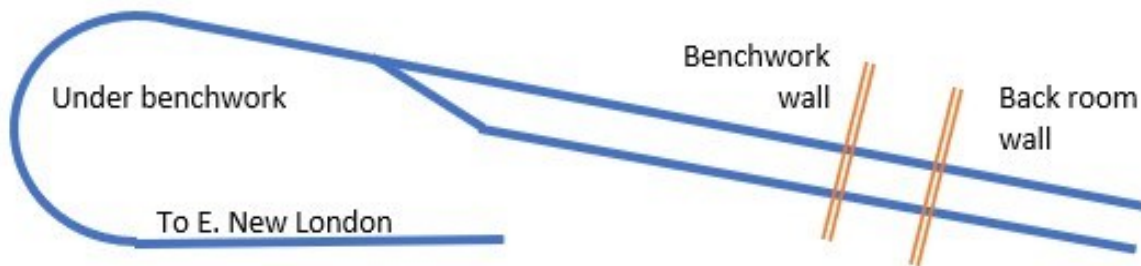


Figure 1: Diagram of track and walls

We needed a solution to avoid "cornfield meets" while traversing this trackage. We also needed a turnout control. Since most of the trackage is hidden we would need a panel which would tell us if it was safe to proceed. I also wanted signals near where the track enters the walls, especially in the back room where an operator doesn't have access to the panel.

My usual technique for creating a panel is to use PowerPoint for the graphics, laminate the drawing at a copy shop, and then mount it on a solid piece of plastic. Figure 2 shows the PowerPoint panel. Black circle is the location of the turnout toggle; yellow and green are LEDs showing the turnout position; and the orange circles show the location of occupancy LEDs.

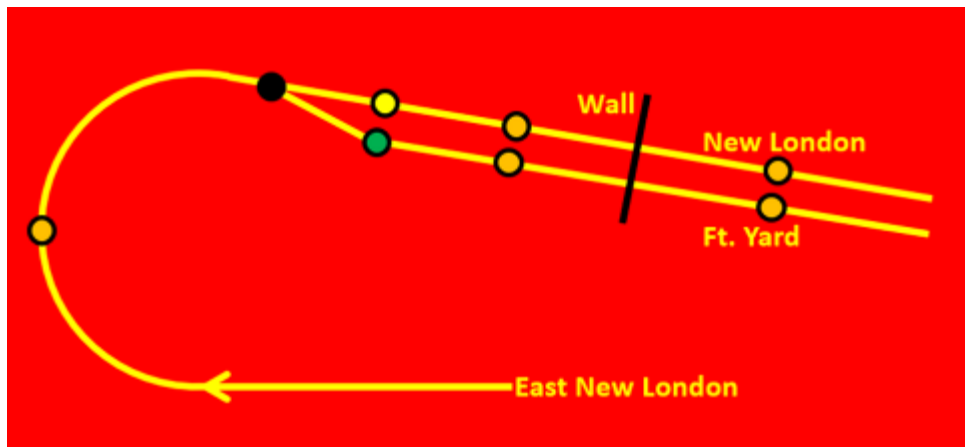


Figure 2: PowerPoint for the control panel


Continued on page 29

Nicasio, ct'd.

As I was wiring the trackage I made sure that I had separate electrical feeds to the different areas I wanted to detect: The loop and turnout; each of the double tracks before the wall; and each of the double tracks after the wall. The gaps in the double track are about 12" from the wall inside the back room. If we used current detection for those segments we would be able to "see" engines occupying the tracks. I felt that the distances involved (over 30 feet) precluded using optical sensors for detection.

Happily we had some Azatrax current detection circuits left over from previous project. Those would be perfect for what we were contemplating, and we had enough of them. The older Azatrax units have SPST open/close relay contacts to show occupancy. This is fine for turning on the panel LEDs, but I am a firm believer in positive as well as negative feedback. I wanted to show a trackside green signal if the path ahead was clear, and red if not. I added a simple DPDT relay to the circuit so I could show both red and green. The newer boards from Azatrax have DPDT contacts which facilitates red/green indications.

Also happily, I had some of Seth Neumann's low head dwarf signals lying around and they would be perfect for the trackside signals.



Figures 3 & 4: Front and back of the real panels




Figure 5: Azatrax detectors and the add-on relays



Figure 6: Entry track on left from ENL into the loop, showing protecting dwarf signal.

Continued on page 30



Figure 7: Under benchwork double track approaching the wall



Figure 8: Closeup of the dwarf signals and tracks going into the storage area




Figure 9: Looking through the storage area

Continued on page 31



Figure 10: View from the back room looking into the storage area



Figure 11: Longer view looking toward wall

Happy Railroading!

References:

Central Vermont Railway in Northern California: <https://www.cvrailroad.com/>

MRCs Dwarf Signal: <https://www.modelrailroadcontrolsystems.com/simple-low-cost-signals-single-low-head-dwarf-12-pack/>

Azatrax DBD2 current sense detection: <https://www.azatrax.com/ir-model-train-detector.html>

The Great Tectonic Shift: The article on the rebuilding of the Nicasio Northern was published in the PCR's Branch Line in the Q1 2021 issue page 28. The Powerpoint presentation was presented to the PCRNMRA OPSig/LDSig meeting on January 31, 2021. See their Clinics page.

Other articles from Jon: <http://nnrwy.trxndesign.com/>



Doug's Porterville Orosi District Layout Odyssey - Part 3

by Doug Wagner



The Porterville Livestock Company's loading chute is empty right now as a load of cattle is on its way to market. Just to the right, you can see one of my scenery boo-boos.

It has been a while since I last submitted an article for the *Branch Line*, but I have been making some progress, even with the lack of updates. I wanted to get my feet wet by adding some scenery in the city of Porterville, as that is the focal point—and the busiest area on the layout—as far as operations goes. And Porterville will be the area that will require the most scenery work. So why start with the hardest first and not first go with an easy area to scenic? Well, I figure if I get the hardest area completed, the rest of the layout will be a piece of cake—right?

In past progress photos, those unsightly slide switches that operated the turnouts were ruining any decent photos that I may have taken. So, I decided to go with Digitrax DS44's to control the turnouts from my throttle. Why the DS44 and not the new DS74? I simply did not need the bells and whistles such as routing and signaling on the Porterville-Orosi Branch, as the real Branch was dark. So, after I installed the first DS44, I was able to begin my journey into the fun world of scenery. Oh, I messed some areas up and you may be able to see some of them in the photos. But the one wonderful thing about scenery—if you screw it up, you can also scrape it off and start again—and again—and again, etc., etc., so forth and so forth, yadda, yadda, yadda. I also am experimenting with some back-

ground photos. I still need to practice more on Photo Elements to create the background I need for the park scene, just behind the Porterville Station. Another reason for starting my great scenery adventure is, that once completed with Porterville, I can submit my application for the Golden Spike Award! Besides, I am having fun with scenery!

Submitted for your approval are the photos you see with this article. They are not as sharp as I would like them to be, so another thing I need to learn is how to Photo Stack, just like Ed Merrin teaches us in his great clinic on "Photo Stacking" with your Smart Phone.



View of the ATSF Porterville Station. Yeah, I know, it does not look like the real Porterville Station. I took some artistic licensing deviations. The view is looking west down East Putnam Avenue. I also took some artistic license deviations by modeling 1953 and having the ATSF M-130 still in operation. That is what I like about MODEL railroading!



Looking south down North Main Street. You can see the park on the right side and my attempt at adding background. Heh, I'm just experimenting right now!

I will be sure to keep you updated more than what I have the past several months. I hope this article will motivate some of you arm-chair modelers to finally get out of the chair and get started on something of your own!

Until next time, may all your signals be green! Time to Highball to the PSR Convention, in San Diego, now!



Looking Back

by Dave Connery, MMR, PCR Historian

Voices – An Interview with Chris Palermo

Chris was born in Mountain View but grew up in Sunnyvale through the age of 7. At age 8 his family moved to Los Altos, where he lived until heading to Los Angeles for College. Chris attended Loyola in Westchester, near LAX. Chris then attended University of California's Hasting Law School in San Francisco from 1986 to 1989.

At about age 13 Chris' father gave him an N-scale train set for his birthday. Chris thinks it was a Mini-Trix set and Chris believes he marks a generational change – most members older than Chris probably started with Lionel while Chris began with the much smaller, and more delicate, N-scale equipment. N-scale had started to gain popularity in the early 1960's and Chris received this set about 1976. He was hooked. The set came with a 2' X 4' rolled up grass mat. Chris set up the sectional track and the train and he had a ball running the equipment on a tabletop. He had two brothers, one older and one younger, but, unlike Chris. neither of them got interested in model railroading.


Not long after that, Chris made his first visit to San Antonio Hobbies in Mountain View, where he discovered the world of scale modeling and model railroad magazines. Chris then started reading the model railroad magazines. He has a distinct memory of sitting in his 8th grade class reading *Model Railroader* during a period they provided for leisure reading.

Chris worked in N-scale but what got Chris really hooked on model railroading was a cover story on Bob Brown's Tuolumne Forks Lumber Company in *Model Railroader* in either 1976 or 1978. It was the cover and feature article. Chris was intrigued, as he had never seen anything quite like it. Bob had modeled a run-down, depression era railroad with exquisite weathering and details and Chris had never before realized you could model with such minute accuracy and it completely changed his perception of model railroading. Chris became interested in scale fidelity, and details, weathering, scenery, coloring and all of these things were a part of Bob's article. Chris lost that copy a number of years ago but he found a copy at a train show a few years back and bought it. He regularly reminisces with that issue. Bob Brown, who was editor and publisher of the *Narrow Gauge and Short Line Gazette*, lived less than a mile from Chris' home in Los Altos, so Chris felt a natural connection.

Chris has been a subscriber of the *Gazette* since about 1990. He did not subscribe during his college years, but has subscribed ever since becoming an adult. During his college years (1992-1996), Chris remembers he bought a Model Die Casting kit for an SP 2-8-0 and built it in his dorm room on weekends when the other guys were off at the library or doing whatever else they were doing. He still has that locomotive. It was his most memorable college model railroading project. Chris stopped modeling during the time he was in Law School as there was neither time nor space, but he became active in the hobby again during the mid-1990s. He believes he joined the NMRA in 1997, and has been a member ever since—25 years this year.

Chris was naturally attracted to the Southern Pacific railroad because, growing up in the Bay Area he had frequent exposure to SP commuter trains traveling up and down the peninsula between San Jose and San Francisco. Chris had an aunt (his mother's sister) who lived in San Francisco and an early memory is his mother taking him to the Mountain View station and boarding the olive-green double-decked gallery commute coaches. At the time they were still sometimes using Harriman coaches and SP was using Trainmasters and GP's as motive power on the peninsula. This was Chris' formative memory of railroading. These memories have stuck with Chris. He has always been a scarlet and black fan, and to this day he models Southern Pacific in 1956. This choice was also influenced by the fact that during his college years Chris made frequent round-trip drives between Los Angeles and the Bay Area (to visit his family and return home for holidays). On these trips he often passed SP trains alongside Highways 99 and 101 so he became interested in the freight traffic on the Central Valley and Coast routes.

Chris has built five layouts over the years. His first was in N-scale and all the rest have been HO. He is now building his sixth layout (and probably his last). Chris has found structure creating and placement and, more recently, electronics to be the parts of layout construction most enjoyable. Chris has found that track work is not his favorite part. He has to be careful because he has a tendency to rush the track-laying phase of building a layout. Structures and detailing with signs are most enjoyable activities. He also greatly enjoys building craftsman car kits such as those wooden kits produced by Ambroid and the more recent laser-cut car kits. He has built several dozen of these kits.



Continued on page 34

Looking Back ct'd.

Chris has started, and is well along, on a new layout in a 20' X 20' space in his new home in Austin, Texas. It is a 15' X 15' HO layout that is a freelanced depiction of Southern Pacific operations between Bakersfield and Fresno with the Friant Branch in 1956. All bench work is now complete and all bus wiring and DCC electronics have been installed. The track work, structures and base scenery for 25% of the layout are now in place. For the first time Chris worked with a professional track planner to develop a design which included an inventory of all the track pieces he would need with an assurance that everything will fit perfectly when built. Since Chris is in a very time consuming and demanding job, being able to confidently order the needed parts has been a blessing and a time saving element of the new layout, plus it guarantees that all turnouts fit perfectly.



In addition to Model Railroading, Chris is a stamp collector. And as a third hobby, he enjoys cooking. His cooking is often an attempt to recreate great dishes from famous restaurants or chefs. As a result, Chris is a passionate cook who enjoys throwing dinner parties with all the planning preparation and serving . . . but not the clean-up.

It was in 2010 that Chris began to become interested in the organizational aspects of model railroading. In that year, his father passed away and Chris got divorced. It was a bit of a crossroads for Chris. He had children at an early age and they were beginning to grow up, so he had more time. He attended the PCR Convention in Fremont in 2009 with a friend. Up to that point, he had been relatively inactive in NMRA functions but he attended the convention and had a ball. He rode a speeder in Niles Canyon and was awed by the quality of layouts such as those of Jim Diaz and Jack Burgess. Seeing those layouts was a sudden emersion in the best the hobby has to offer. The program was very strong at that convention and it reintroduced Chris to the social aspects of the hobby. He has never looked back.

Chris became the PCR Secretary in 2016 and he was Co-Chair of the 2017 PCR Convention that was held in Bakersfield. In 2019 Chris became PCR President, a position he held until May 2021 when he moved to Austin, Texas. He received the PCR Presidents Award in 2017 and in 2021 was elected to the NMRA Board as North American Director at Large with a term ending in June 2024. Prior to this election, Chris was working with the NMRA Board as Legal Advisor on Copyright issues. Chris received the PCR President's Award in 2017, the NMRA Presidents Award in 2021 and has also received the NMRA Meritorious Service Award.

Chris is now taking on a key role in the long term plan for the NMRA "Magic of Scale Model Railroading" exhibit at the California State Railroad Museum. Bob Brown, Charlie Getz, and Allan Pollock have been intensely involved in the exhibit and now the NMRA is looking for an Executive Director for the exhibit, who may well be announced by the time you read this article. The exhibit was set to run for five years (it has been in place for one year now) and it is expected it will be extended at the end of the first five years for an additional five years. At that point the present thinking is that by then the state will have renovated what is currently the unused SP blacksmith shop and this space will become available for an expanded display of the "Magic of Scale Model Railroading". The upgrade of the blacksmith area involves major work to include floors, walls, electricity, internet access, bathrooms, and ADA compliance upgrades. To move and upgrade the exhibit will take an added fund raising effort of approximately 3 million dollars. The plan is to use no members dues, a continuation of the policy of using non-dues money to create the current exhibit. This will require planning of the expanded exhibit, removing the current exhibit, erecting the expanded new exhibit, and promoting attendance at the exhibit. The selection of an Executive Director and developing a fund-raising plan are the first steps toward this eventual move.

Continued on page 35

Looking Back ct'd.

Chris feels incredibly thankful for the great array of equipment and materials we have available today and for the several new technologies that are bringing better and more numerous hobby products to us. This is truly the golden age of the model railroading hobby. Recently, in Austin, he operated on a “dead rail” layout that ran flawlessly and was great fun. He hopes people continue to attend and be active in local and regional events and conventions as it provides us with incredible opportunities for knowledge and motivation. These events, and especially the NMRA itself, have proven incredibly important as we have lived through the past several years of the pandemic and the isolation it has caused. It has been a great source of friendships, and permitted members to expand and improve their skills. Chris hopes people continue building layouts and inviting others into their homes to enjoy and admire each other’s work.

He thinks all PCR members should be very thankful for the support members have received locally. This level of help and activity are not found everywhere, and we are all lucky to have it in our Region and Divisions.



**Chris Palermo, NMRA North American Director at Large
At The April 2022 PCR Convention in Rohert Park**





San Luis Obispo Railroad Museum
1940 Santa Barbara St.
San Luis Obispo, CA 93401
SLORRM.com



12th Annual Central Coast Railroad Festival

October 7-9, 2022

Full steam ahead!

The San Luis Obispo Railroad Museum will host the 12th annual Central Coast Railroad Festival (CCRRF) October 7-9, 2022 to celebrate the rich history of trains and tracks on the Central Coast. Several rail related locations throughout the region will be open with displays and activities throughout the weekend. The main event at the Museum itself begins at 10AM Saturday, October 8th, and concludes at 4 PM.

The complete Railroad Festival Schedule with all the details for all venues can be found here:
CCRRF.com/schedule.html



Continued on page 37



In addition to all the returning participants from last year, we have several new participants to the Festival this year! First, two restaurants are going to keep everyone thematically nourished: the Rock-n-Roll Diner in Oceano and the Grover-Station GrillinGroverBeach. We have a new railroad as well, the Pacific Coast Railroad Company (PCRR) at the Santa Margarita Ranch in northern SLO County. It's a steam-powered, narrow-gauger rail-road including 5/8th scale original 1950s Disneyland coaches, a center-cab diesel locomotive#7, a Model A rail bus, and other restored rolling stock. Passengers will enjoy a loop ride around the ranch headquarters, offering wide open views of the surrounding meadows and mountains.

The event at the SLO Railroad Museum itself, on Saturday only, features vendors and displays, children's activities, a model railroad for kids to operate, Operation Lifesaver, music on the platform by South Street Roundhouse, presentation of new exhibits, Enfold Wine tasting on LaCuesta, and the Museum's world-class model railroad which has developed substantially. Details about Saturday and minimal operations Friday and Sunday at the Museum are here:

SLORRM.com/221008.html

Also new this year: The San Luis Obispo Railroad Museum is holding a Photo Contest in connection with the Railroad Festival. First prize is \$100. Submissions are due September 15, 2022. Details are here:

SLORRM.com/221007-Photo-Contest.html

The Oceano Depot will have all areas of their facility on tour Saturday and Sunday and the SLO Model Railroad Association will have several model railroad layouts operating at the Depot Friday through Sunday.

Hosted by the City-County Library, the Orange County N-Gineers will have N-scale layouts running in the Community Room of the SLO downtown branch Friday-Sunday.

A popular feature every year is the annual Model Railroad Tour of public and private layouts in the area. Details and maps will be available through the Festival Schedule page.



All SLO Library locations will have free Goodie Bags available for kids in September, including a coloring contest by which you can enter a drawing to win a round-trip Amtrak train ride for five people from San Luis Obispo to Santa Barbara. The deadline to submit to this drawing contest is September 30th. The drawing will be at the Museum on October 8th at 2:15pm.

New this year, Glen Matteson will share his EPIC students' summer work product. EPIC, Engineering Possibilities in College, is a Cal Poly program which has several sessions each summer on different engineering topics. Glen's class was "Light Rail Transit Route Design Lab." His display will also speak to other Museum/Cal Poly col-

laborations.

All the details including dates, times, admission fees if applicable, food service, etc. for all venues and activities are on the Festival Schedule page: CCRRF.com/schedule.html

CCRRF website for descriptions and links.

The CCRRF Committee may be reached at Conductor@CCRRF.com or by calling (805) 548- 1894. Sponsorships are available.






The summer has been a busy time for the Coast Division. We have continued our virtual meets every other Saturday and had an exciting event in August. Also, we have been planning a September 25th meet in the South Bay area.

August 21st Visit to the Golden State Model Railroad Museum.

On August 21st the Coast Division was hosted by the GSMRM in Richmond. In the morning the museum opened early for Coast members to get a close up look at the operations of this huge layout that operates in O, HO, and N scales. Members were able to see how the museum operates and spend time with GSMRM members behind the scenes of the layout.

After a group lunch at a local restaurant, there were five layouts open in the afternoon. Many thanks to John Cockle, Chuck Oraftik, Jim Radkey, Tony Thompson and Stephen Van Meter for hosting open layouts. Overall, it was a great time for all. The flyer for the event can be viewed [HERE](#). These are some scenes from the GRMRM and the open layouts.



Upcoming Event – Sunday September 25th at the South Bay Railroad Historical Society in Santa Clara

The Coast Division is planning a great event at the SBRHS on September 25th. The day will start at 9:30 and have four morning clinics, followed by a group lunch and 10 open layouts in the South Bay area. This will be a great opportunity for Coast and PCR members to visit some great layouts and have some excellent clinics. The flyer for the event can be found [HERE](#). We hope to see some PCR members from outside the Coast at the meet. Note that this meet will NOT include an auction.

Continued on page 39

These are the planned clinics for the day:

Earl Girbovan

Scenery Techniques and 2022 National Convention Review

This clinic will feature Earl discussing new scenery techniques he has developed, followed by a discussion of the 2022 NMRA National Convention with photos that Earl took while he was there.

Dave Gibbons

Hands on with Soldering

David will conduct a clinic on soldering fundamentals and techniques. This clinic will include the basics of soldering, irons, flux, types of solder and more. The clinic will include multiple stations for attendees to try the techniques and for their own soldering.

Dave Adams

Scratchbuilding

Dave will do a clinic on how he scratchbuilds amazing structures for his On3 layout. The clinic will include design and building techniques that can be used to build outstanding models.

Fran Foley

Introduction to TinkerCad

In this clinic, Fran will introduce TinkerCad. TinkerCad is an excellent CAD program for model railroaders. It is both easy to use, cloud based, and is well suited for the kinds of models and designs that model railroaders do. Fran will discuss the basics of how to get started and use the program.

Open Layouts

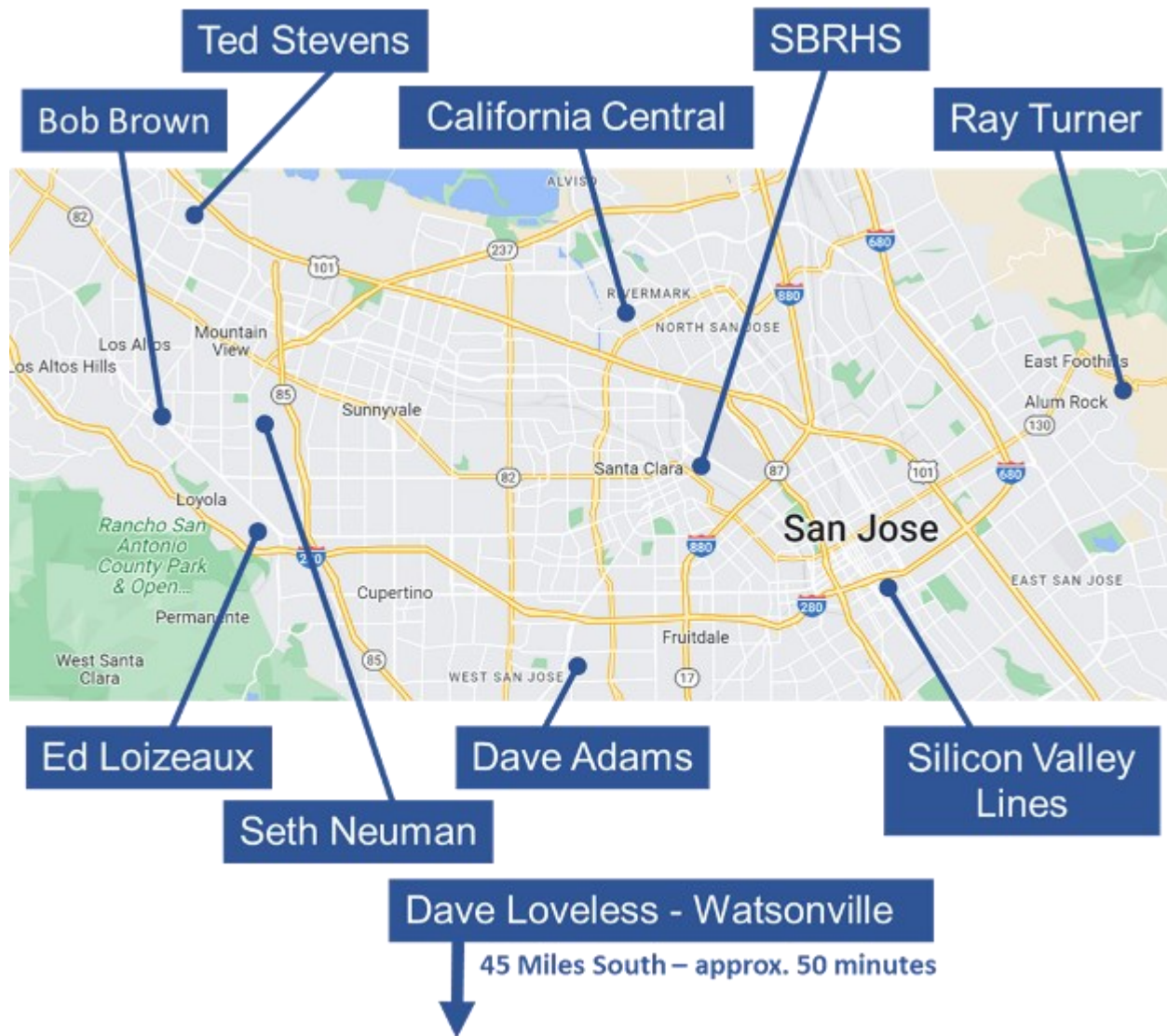
In the afternoon we will have a number of layouts open, this is a collage of the amazing layouts that will be open.



Continued on page 40

Coast Division, ct'd.

These are the layout owners and the approximate locations:



As can be seen from the open layouts owners, some are well recognized in national publications. An overview of the open layouts can be found in the Event Flyer [HERE](#).

Coast Virtual Events

The Coast Division Continues to host a semi-weekly Zoom event at 9 AM Friday mornings. These virtual meets have included many recent clinics, including reprising some clinics from the recent PCR Convention. All the meets and clinics can be found on the Coast YouTube Channel [HERE](#). All of the Coast eClinics from our meets are in a playlist on YouTube [HERE](#). The Coast eClinics have had over 3,000 views, with the clinic on using a [Cricut by Ray Davis](#) having over 1,600 views. All PCR members are welcome to the Coast virtual meets and anyone interested in doing a clinic should contact Phil Edholm.

Continued on page 41

New Coast Website

After much deliberation, the Coast Division has started building out a new web site. The web site is <https://coastdivision.com/>. The site is under development, but currently has a good view of future Coast events and activities. We will be adding more content moving forward.

December Coast/PCR Auction

Planning is underway for a PCR/Coast auction in December, but, unfortunately, the Elks in Alameda is not available. We are scrambling to find a new location, will update when a location is finalized, check the Coast Division website for more information.

PCR 2024 Convention Planning

Earl Girbovan and Phil Edholm are the co-chairs for the 2024 PCR Convention to be held in the Coast Division. Planning is underway and final negotiations for a site location are in process. We hope to have more information later in the year.

NMRA Divisions and Clubs on New Tracks Modeling

On a personal level, I have been hosting a segment on the Wednesday New Tracks Modeling show that focuses on how NMRA Division and Clubs are implementing mentoring and modeling skills in their area as well as how they provide value to their members and drive recruiting. These bi-weekly segments have proven very popular with many having over 100 views from around the country. A playlist of the segments so far can be found [HERE](#). If anyone is interested in participating or if you know someone (in the PCR or elsewhere) that you think is helping drive mentoring and participation in a local NMRA division or Club, please send their name/email to Phil Edholm at pedholm@pkeconsulting.com.



Eric Moe, 2022 Coast Division Member of the Year

Previous Coast Division Director, Lisa Gorrell was able to connect with Eric Moe, the 2022 Coast Division Member Of The Year.

Eric was unable to attend the awards banquet in April, but here he is now.

Eric has been maintaining the Coast Division's John Allen Timesaver and ensures it is available for meets. He has also been engraving Coast name badges and award plates for contest winners.

Congratulations, Eric !



Daylight Division Report

By Doug Wagner

Despite the low turnout at the August 27th Kingsburg Daylight Division Meet (we shall blame it on the typical Central Valley Summer Heat), we had a GREAT venue and lineup of presentations—besides plenty of prototype action with the Union Pacific Bakersfield-Fresno mainline, just outside the door!



Despite the low attendance, we enjoyed the great venue and the three great presentations. And as an extra added bonus, we were right next to the Union Pacific's mainline, which had plenty of action that day!



The restored SP Kingsburg Depot adjacent to the UP mainline



Who could ask for a better spot to display their layout?

The presentations were outstanding! This is what the in-person and ZOOM'er attendees got to see:

- Ed Merrin's "Smartphone Focus Stacking for Layout Photography". Ed discussed how to get professional quality photos of your layout, locomotives and rolling stock by just using your Smartphone's camera.
- Giuseppe Aymar, MMR®, "The 1,2,3's.... of Renumbering Locomotives". Giuseppe showed us how we can renumber your locomotive's road number, illustrating how we can change the loco's number of different manufacturers' locomotive using various techniques.
- Brewster Bird, "Working on the Railroad". Brewster shared with us his story of his home model railroad layout, which he is currently making progress on.



Hillcrest and Wahtoke's engine servicing facility. We could not photograph the double secret Disneyland locos they were working on due to copyright infringements.

With all the presentations completed, it was time to draw the name of the winner for the \$50 Central Coast Trains Gift Certificate. Alan Rogers, who was ZOOM'ing the meet, from Bakersfield, was the lucky winner of the \$50 Gift Certificate. Congratulations Alan!

At the conclusion of the meet, we traveled to Reedly, where the gang enjoyed a tour of the shops at Hillcrest & Wahtoke Railroad, where we got to view some double secret probation (Animal House Fans Can Relate) stuff on which they were working for Disneyland.



The Hillcrest and Wahtoke's ballast chute.

Continued on page 43

Daylight Division, ct'd.

The next scheduled Daylight event/happening will be in conjunction with the Central Coast Railroad Festival, which is October 7th-9th (<https://ccrrf.com/index.html>). The Daylight Division will be having a luncheon/get-together, Saturday, October 8th, at the A-Town Diner (<https://www.battlingfourthinternational.com/>), located at 7305 El Camino Real, in Atascadero, and is conveniently located just a couple blocks away from Central Coast Train Model Railroad Shop. The Daylight Division luncheon is Saturday, October 8th, from 11:00 AM to 1:00 PM, with no business being conducted—just a luncheon meet-and-greet. Neil Fernbaugh has graciously volunteered to be the on-site coordinator and will manage the drawing for the \$50.00 Central Coast Trains Gift Certificate. This is just a luncheon and no actual meet, so it will not be ZOOM'ed, but you will get a chance to win the Central Coast Trains Gift Certificate. You must be present and a current NMRA member to have a chance to win the Gift Certificate. For further information on the October 8th Daylight Luncheon and up-to-date information, please visit the Daylight Division's web site at <http://www.pcrnmra.org/daylight/nextmeet.html>



Redwood Empire Division Report

By Paul Weiss

By the time you read this our in-person RED Meet (scheduled for September 10) will have come and gone. The plan at this writing is to enjoy the Roots of Motive Power Festival in Willits over a hosted RED picnic. It's the first in person get together in quite a while for reasons of, well... you know. It's great that most of us have the feeling that the world has opened again and are starting to take advantage of offerings like this.

Along these lines, some number of us enjoy the hobby particularly when we can attend operating sessions at the layouts of others. My firsthand experience this summer has been to both host and participate in such operating sessions in recent months, and the mood is positive to say the least. Returning guests are very happy to be back at their hosts' layouts!

Our collaboratively built layout here in Marin County, which we sometimes refer to as the "Central Vermont in Northern California", has been underway for more than 5 years and has been designed and built by several of us interested in Operations. In August we hosted a session with around 22 people in attendance... our first since 2019. In our sessions, experienced attendees take on management jobs including Dispatcher, Yardmaster, Yard Clerk, and Agent Operator (2 slots). 3-4 more handled our largest yard which is perhaps 90 feet long; approximately 10 crew members go out on the road with trains. I know, that doesn't add up to 22... there are also several of us milling around, overseeing the beast, and helping visitors find their way. We always hope that our sessions include visitors who haven't tried operating before. It's addictive... proceed at your own risk. Look for the CVinNCA Facebook page for some photo album pics of the fun that can be had at a session.



That said, I often run in to people who are reluctant to try it or don't know how to get started. Usually (in error) they perceive that one needs to speak this complex language of railroading, and absorb dense and detailed rules, to be included. Some believe they will be under pressure and screw something up... "I just want to run trains!" they say. I get that. But I'm here to tell you that's not how it is, that any host worth their salt is so pleased to show off their layout to newcomers and introduce them to Operations. As you read above in my description of our recent operating session, there are all kinds of jobs from advanced to entry level. You can come here (or to most any layout) and find something that is interesting and a match to your skill set. In every division there are operating sessions going on right now. Reach out to your Division staff with the question: How do I get in to operating locally? One of the best things we can do for our members is to open this opportunity to enjoy the hobby even more. We hope to hear from you.



by Chip Meriam



The Courtyard by Marriott - Sacramento, CA
(photo: Jim Collins)

The Sierra Division Made A Special Field Trip to

Sacramento, near Cal Expo, to visit the site of the April 2023 PCR convention, Rails By The River. The hotel and convention activities are all in the same facility, Courtyard by Marriott.

The hotel has a comfortable bar and small restaurant area. We were particularly im-

pressed with the outdoor terrace and its adjacent reception room. This will, hopefully, be the location of the “Welcome Reception” planned for the evening before the convention takes off in earnest. We say “hopefully” because the terrace is a large lath covered patio area next to the swimming pool. If it’s raining the night of the reception, we’ll have to resort to “Plan B.”

The convention is scheduled for April 26 through April 30, 2023. Be on the lookout for an announcement telling you when hotel reservations can be made. Also, it’s not too early to register for the convention. Go to

<http://www.pcrnmra.org/conv2023/registration.html>
or navigate to the registration page through the PCR website.



Outdoor Terrace
(photo: Jim Collins)



Online Registration!

Registration for the convention is now easier than ever. And you can add purchases for excursion tickets, convention shirts, and convention cars (as they are developed and added) at the same time! Click on the button below, fill out the form and select payment by credit card or check. If you need assistance, please contact rbr23registrar@pcrnmra.org.

Full Fare (**Early Bird rate of \$150 until Jan. 15, 2023; \$165 thereafter**) includes clinics, contests, layout tours, Saturday Awards Banquet ticket, and Sunday Business Meeting breakfast ticket. See website for other fare packages.


Continued on page 45

Sierra Division, ct'd.

Following our visit to the Courtyard in Sacramento, we drove the short distance to Woodland for lunch and a visit to the Sacramento Valley Historical Railway Woodland Depot.



The restored SP Woodland depot
(photo: Jim Collins)

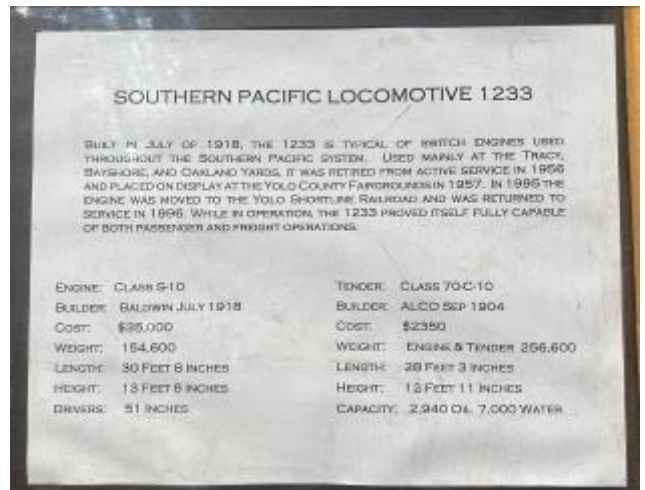


Sacramento Valley Historical Railways is a non-profit, all-volunteer organization dedicated to educating the public about railroads and railroad history, and to the preservation and operation of historic railroad equipment and structures in Northern California. The SVHR museum is located in the old Southern Pacific Depot in Woodland. In addition to the restored depot, the museum offers an eclectic accumulation of Northern California railroad artifacts and a few prize pieces of rolling stock.



The "Showpiece" is the restored SP 1233.

(photo: Jim Collins); upper right, Lorri Meriam; lower left, Lorri Meriam)



(photo: Lorri Meriam)



Highway Warning Sign from Old Hwy. 113
(photo: Jim Collins)



Yolo Short Line No. 50
A GE 50-tonner was
Weirton Steel No. 96 and
Spreckles Sugar No. 1
(photo: Chip Meriam)

Continued on page 46

Sierra Division, ct'd.

Immediately after our museum visit, we met at the Woodland Opera House rehearsal studio for a brief business meeting, the modeling and photo contests, and the door prize drawing.



There were seventeen Sierra Division people at the afternoon meeting.



The single Show-N-Tell exhibit was Lou Anderson's scratch-built, turn-of-the-century tank house. Lou noted the most challenging aspect of construction was the pyramid roof.

CONTEST WINNERS

MODELING CONTEST



1st Place

Ken Nelson

2nd Place

Walt Schedler



3rd Place


Ethan Doty

(all photos this page: Lorri Meriam)

Continued on page 47



CONTEST WINNERS

PHOTO CONTEST



1st Place
Lorri Meriam

2nd Place
Walt Schedler



3rd Place
Lorri Meriam



(all photos this page: Lorri Meriam)

It's coming, it's coming....

The 2023 PCR & FRRS/WPRM Convention

Rails by the River

April 26 thru April 30, 2023

Courtyard by Marriott

1782 Tribute Road

Sacramento, CA 95815



Features

- 36 Clinics (so far)
- Layout tours organized by Scott Inman
- Extra fare activities
- Separate, secure contest room



Convention wearables by Daylight Sales

Volunteers Needed

- Clinicians and presenters
- Country Store Help
- Volunteer Coordinator
- General Help During the Convention



Chip Meriam












Chip Meriam
Sierra Division Superintendent
2023 Convention Co - Chair
chipmeriam@comcast.net

pcrnmra.org/conv2023/









Time Table

Calendar

| | |
|---|--|
|  | <p>September 25, 2022 - Coast Division Meet, 9:30 am – 5:00 pm, South Bay Historical Railroad Society, 1005 Railroad Ave, Santa Clara, CA • MAP</p> <p>Featuring:</p> <ul style="list-style-type: none"> • 4 great clinics in the morning • Visit to the SBHRS facility and their HO and N scale layouts • Lunch at a local restaurant • 8 or more open layouts in the afternoon <p>Event flyer with full schedule and layout tour descriptions</p> |
|  | <p>September 30, 2022 - 8:00 pm to 10:00 pm, Monthly Model Train Show, Walnut Creek Model Railroad Society, in Larkey Park, 2751 Buena Vista Ave, Walnut Creek, CA. • MAP</p> <p>The Walnut Creek Model Railroad Society (WCMRS) operates the Diablo Valley Lines (DVL) model railroad, one of the most mountainous and one of the largest exclusively HO scale model railroads in the United States. This model railroad features standard gauge, narrow gauge, and interurban (overhead electric) freight and trolley lines.</p> <p>Fees:</p> <ul style="list-style-type: none"> • \$5.00 Adults • \$3.00 Seniors & Children (6-12 yrs) • Children under 6: FREE <p>For information call: (925) 937-1888 Visit our website: wcmrs.org Like us on Facebook: www.facebook.com/wcmrs</p> |
|  | <p>October 1, 2022 - West Side Reunion presents the 33rd Annual Logging & Mining Modeler's Convention at the Sonora Senior Center, 540 Greenley Road, Sonora, CA. (MAP)</p> <p>Join us for the all-day event, including clinics, contests, and dealer sales area. See the website for details on vendor tables. Admission is \$25.00 in advance or \$35.00 at the door (this year your spouse is included). Dealer tables are available for \$35.00 for the first table, which includes one pass. Each additional 8' table is \$10.00. Each additional person at your table(s) is \$25.00 for their pass. Please reserve your tables early.</p> <p>See the website for new information!</p> <p>Contact: Frank Markovich, E-mail: frank@frankmarkovich.com, Phone: (408) 505-2727.</p> |
|  | <p>October 2, 2022 - 8:30 am, Sierra Seminar, Sonora Senior Center, 540 Greenley Road, Sonora, CA. (MAP)</p> <ul style="list-style-type: none"> • Presentations on the history and modeling of the Sierra and other Tuolumne County railroads • Free tables for related displays and for sale items • Warm fellowship, free coffee, water, donuts and interesting discussions • Pizza lunch included for \$15 in advance or \$20 at the door • Plus much more <p>Contact Glenn Sutherland at glennsutherland@aol.net for more information.</p> |
|  | <p>October 8, 2022 - 11:00 am to 1:00 pm, Daylight Division Fall Meet</p> <p style="text-align: right;">A Town Diner 7305 El Camino Real Atascadero, California MAP</p> <p>See the Daylight Division website for the full agenda.</p> |
|  | <p>October 7 – 9, 2022 - Central Coast Railroad Festival, San Luis Obispo and Northern Santa Barbara Counties, CA. Hosted by San Luis Obispo Railroad Museum, 1940 Santa Barbara Avenue, San Luis Obispo, CA. MAP</p> |
|  | <p>October 9, 2022 - 10:00 am to 4:00 pm, Fall Model Train Swap Meet & Open House, Black Diamond Lines Model Railroad Club, 425 Falcon Shipyard Rd, Antioch, CA. MAP</p> |
|  | <p>October 15-16, 2022 - 10:00 am to 4:00 pm, Model Railroad Open House, Caroline's Model Railroad Society, 645 Loring Ave (across from C&H Sugar), Crockett, CA. • MAP</p> <p>Come visit this HO scale tri-level 36' x 60' model railroad depicting the Southern Pacific/Union Pacific railroad as it traverses California from Oakland, California through the picturesque East Bay before climbing through the dramatic scenery of the Sierra Nevada mountains to Sparks, Nevada. Our walk-around model railroad allows you to closely follow a train as it traverses the railroad from Oakland to Sparks.</p> <p>Admission: \$5.00; children under 16 free when accompanied by an adult. Info: dinastatman@abcglobal.net</p> |
|  | <p>October 22 & 23, 2022 - Saturday 10:00 am to 5:00 pm, Sunday 10:00 am to 4:00 pm, International Railfair Model Railroad Show, Placer County Fairgrounds, 800 All American City Blvd, Roseville, CA. MAP</p> <p>The International Railfair show is run by members of the Sacramento Modular Railroaders, the Sacramento chapter of the European Train Enthusiasts, Roseville Roundhouse Model Railroad Association, and the Sierra Division of the Pacific Coast Region of the NMRA. We've been putting on model railroad shows for over forty years!</p> <p>We display operating model railroads to the public and educate the public about model railroading, railroad history, and prototypical railroad operations. We want to share the best family hobby in the world with you and your family! The two-day show is called "International Railfair" because one of our sponsor clubs, European Train Enthusiasts, specializes in building and operating European model railroads.</p> <p>Today our show has become a county fair of model railroad activities. International Railfair offers many operating model railroads. The show will be filled with operating model railroads of different scales and sellers who sell model railroad and related products. The Rainbow Girls will operate snack bars during both days of the show.</p> <p>Kids love model railroads. So do adult kids! Be sure to bring your cameras and plan to spend a day full of fun for you and your family! If you have any questions while at the show, please feel free to ask our members wearing green International Railfair vests.</p> |
|  | <p>October 25, 2022 - 8:00 pm to 10:00 pm, Monthly Model Train Show, Walnut Creek Model Railroad Society, in Larkey Park, 2751 Buena Vista Ave, Walnut Creek, CA. • MAP</p> <p>The Walnut Creek Model Railroad Society (WCMRS) operates the Diablo Valley Lines (DVL) model railroad, one of the most mountainous and one of the largest exclusively HO scale model railroads in the United States. This model railroad features standard gauge, narrow gauge, and interurban (overhead electric) freight and trolley lines.</p> <p>Fees:</p> <ul style="list-style-type: none"> • \$5.00 Adults • \$3.00 Seniors & Children (6-12 yrs) • Children under 6: FREE <p>For information call: (925) 937-1888 Visit our website: wcmrs.org Like us on Facebook: www.facebook.com/wcmrs</p> |
|  | <p>November 12—In Person Meet—Orland, CA</p> |

Continued on page 50

Time Table, ct'd.

| | |
|--|--|
|  | <p>November 18 – 20, 2022 - Friday: 8:00 pm to 10:00 pm, Saturday & Sunday: 11:00 am to 6:00 pm. Holiday Show. Walnut Creek Model Railroad Society, in Larkey Park, 2751 Buena Vista Ave, Walnut Creek, CA. • MAP</p> <p>The Walnut Creek Model Railroad Society (WCMRS) operates the Diablo Valley Lines (DVL) model railroad, one of the most mountainous and one of the largest exclusively HO scale model railroads in the United States. This model railroad features standard gauge, narrow gauge, and interurban (overhead electric) freight and trolley lines.</p> <p>Fares:</p> <ul style="list-style-type: none"> • \$5.00 Adults • \$3.00 Seniors & Children (6-12 yrs) • Children under 6: FREE <p>For information call: (925) 937-1888 Visit our website: wcmrs.org Like us on Facebook: www.facebook.com/wcmrs</p> |
|  | <p>November 19, 2022 - 11:00 am. Redwood Empire Division Fall Meet, held online via Zoom.</p> |
|  | <p>November 25 – 27, 2022 - Friday: 2:00 pm to 10:00 pm, Saturday & Sunday: 11:00 am to 6:00 pm. Holiday Show. Walnut Creek Model Railroad Society, in Larkey Park, 2751 Buena Vista Ave, Walnut Creek, CA. • MAP</p> <p>The Walnut Creek Model Railroad Society (WCMRS) operates the Diablo Valley Lines (DVL) model railroad, one of the most mountainous and one of the largest exclusively HO scale model railroads in the United States. This model railroad features standard gauge, narrow gauge, and interurban (overhead electric) freight and trolley lines.</p> <p>Fares:</p> <ul style="list-style-type: none"> • \$5.00 Adults • \$3.00 Seniors & Children (6-12 yrs) • Children under 6: FREE <p>For information call: (925) 937-1888 Visit our website: wcmrs.org Like us on Facebook: www.facebook.com/wcmrs</p> |
|  | <p>December 10-11, 2022 - 10:00 am to 4:00 pm, Model Railroad Open House, California Model Railroad Society, 645 Loring Ave (across from C&H Sugar), Crockett, CA. • MAP</p> <p>Come visit this HO scale 16-level 36 x 60' model railroad depicting the Southern Pacific/Union Pacific railroad as it traverses California from Oakland, California through the picturesque East Bay before climbing through the dramatic scenery of the Sierra Nevada mountains to Sparks, Nevada. Our walk-around model railroad allows you to closely follow a train as it traverses the railroad from Oakland to Sparks.</p> <p>Admission: \$5.00; children under 16 free when accompanied by an adult. Info: dave@calmodelrail.net</p> |
|  | <p>December 25, 2022 - MERRY CHRISTMAS</p> |
|  | <p>December 30, 2022 - 8:00 pm to 10:00 pm, Monthly Model Train Show, Walnut Creek Model Railroad Society, in Larkey Park, 2751 Buena Vista Ave, Walnut Creek, CA. • MAP</p> <p>The Walnut Creek Model Railroad Society (WCMRS) operates the Diablo Valley Lines (DVL) model railroad, one of the most mountainous and one of the largest exclusively HO scale model railroads in the United States. This model railroad features standard gauge, narrow gauge, and interurban (overhead electric) freight and trolley lines.</p> <p>Fares:</p> <ul style="list-style-type: none"> • \$5.00 Adults • \$3.00 Seniors & Children (6-12 yrs) • Children under 6: FREE <p>For information call: (925) 937-1888 Visit our website: wcmrs.org Like us on Facebook: www.facebook.com/wcmrs</p> |



January 28 – 29, 2023 - 10:00 am to 4:00 pm, [Great Train Show](#), Cal Expo, 1600 Exposition Blvd, Sacramento, CA.

March 25 – 26, 2023 - 10:00 am to 4:00 pm, San Mateo County Event Center, 1346 Saratoga Drive, San Mateo, CA 94403

Show Highlights:

2 PACKED BUILDINGS, full of dealers with ALL sizes & Scales!

350+ Tables of trains for sale and exhibitors from across the country!

Dealers with everything imaginable for trains & Model Railroading!

Engines, Rolling Stock, DVD's, Hats, Scenery Material, Track, Trees, Decals, T-Shirts, Books, Magazines, Tools, Lionel, DCC, Thomas, New, Used, Collectible, Everything Trains!

Operating Model Railroads in a variety of Sizes & Scales!

Door Prizes!

Plus Much, Much More!



April 26 - April 30, 2023

Courtyard by Marriott
 1782 Tribute Road
 Sacramento, CA



August 22 - 25, 2023

Gaylord Texan Hotel
 1501 Gaylord Trail
 Grapevine, TX

Continued on page 51

Monthly Activities

First Thursday - 10:00 AM / Siskiyou Model RR Club. / Currently meeting at member's homes. Info: Tom Brass, (530) 842-4921,

First Saturday 10:00 AM / San Leandro Historical Railway Society (HO, O, G), Monthly meeting / 1302 Orchard Ave, San Leandro, CA / Eugene 510-963-2985 / Info: info@slhrs.org.

First Saturday 11:00 am to 12:00 PM / Golden State Model Railroad Museum / East Bay Model Engineers Society (O, HO, N, Narrow Gauge, Traction) / Point Richmond, CA / Club Phone 510-234-4884 or info@gsmrm.org. Free coffee and doughnuts.

First Saturday 12:30 PM / European Train Enthusiasts (ETE) Sacramento Chapter (HO, HOM, N) 3600 J Street, Sacramento, CA. (entrance from 36th Street near East Sacramento YMCA). Social and H0 layout running 12:30 to 2:00 PM, then program/show and tell, followed by 2:30 PM business meeting. / Contact: Dusan Petras (650) 300-9504 or Jim Fischer (916) 965-7117, e-mail: dusanpetras@aol.com / See the website for additional information: www.ete.org.

Second Tuesday 7:30 PM / Empire Builders Model Railroad Club (HO) 3318 School St, Oakland, CA / e-mail: president@ebmrc.org

Second Wednesday 7:30 PM / Golden Empire Historical and Modeling Society (HO&N) Bakersfield, CA / Doug Wagner, e-mail: carldw@aol.com or 661-589-0391 / Club phone: 661-325-5820

Second Saturday 10:00 AM / Tehachapi Loop RR Club / Tehachapi, CA / Tom O'Brien, e-mail: threerail@earthlink.net 661-822-1546

Second (and Fourth) Saturday 10:00 AM to 3:00 PM (and every Wednesday 10:00 AM to 12:00 PM) • Admission: Free / Bay Area N-Trak Model Railroad Club (N) Wells Fargo Express Room, Southern Pacific Railroad Depot, 900 Loring Ave., Crockett, CA • Map / Donations are welcome. / Contact: Jim Gray, send text to 925-260-5804 or e-mail to gray-marks@hotmail.com

Second Saturday 1PM-4PM / West Bay Model Railroad Association, Open House, We run trains run for our visitors, 1090 Merrill Street, Menlo Park, CA / e-mail westbaylines.com

Second Saturday 1:00 to 5:00 PM / European Train Enthusiasts (ETE) San Francisco Bay Area Chapter (HO) Location varies / Contact: Brian Hitchcock, brianhitchcockdba@gmail.com / See the website for additional information: www.ete.org.

Second Saturday 1:30 PM / Carquinez Toy Train Operating Museum Business Meeting, 645 Loring Ave (Across from C&H Sugar), Crockett, CA. MAP

Second Saturday 3:00 - 6:00 PM / California Central Club (HO & HOn3) / Old Agnew Station, 4185 Bassett St, Santa Clara, CA / Subject to change, contacting us in advance of your visit is highly recommended at: ccmrc1961@gmail.com

Second & Fourth Weekends / Swanton Pacific Railroad Society (19") Santa Cruz County, CA / Ed Carnegie, e-mail: ecarnegie@calpoly.edu or 805-756-2378

Mid-Month Weekends / Bitter Creek Western RR (Live Steam) Arroyo Grande, CA / Dan Andrews, e-mail: danandrews@charter.net or 805-481-0419

Third Monday 7:00 PM / San Luis Obispo Model Railroad Association (all) Oceano Depot, CA / Dennis Pearson, e-mail: info@sломra.org or 805-929-3062

Third Tuesday 7:00 PM / Visalia Electric Model Railroad & Historical Society / Meets at Ryan's Place Restaurant, 3103 South Mooney Blvd, Visalia, CA / Cecil Eppler, e-mail: cecil_eppler@sbcglobal.net

Third Wednesday 8:00 PM / West Bay Model Railroad Association, Monthly Business Meeting, 1090 Merrill Street, Menlo Park, CA / e-mail westbaylines@gmail.com

Third Friday 7:00 - 11:00 PM / Black Diamond Lines Model Railroad Club Operating session (HO) / Antioch, CA / Info: info@blackdiamondlines.com / Club phone 925-779-1964

Third Saturday 9:00 AM - 12:00 PM Noon / San Joaquin Central Operating Session (HO) / Fresno, CA / Chuck Harmon, e-mail: harmonsta@aol.com or 559-299-4385. It's April 1949 on SP's Donner Pass and fictitious SJC. An advance courtesy contact is appreciated. Send e-mail to be added to mailing list.

Third Saturday / Sacramento Modular Railroaders Operating Session (HO) / Sacramento, CA / Scott McAllister, e-mail: scooter923@att.net

Fourth Wednesday 7:00 PM / Coast Toy Train Club / Wood Glen Hall, 3010 Foothill Rd (at Alamar), Santa Barbara, CA / Lots of collecting in S, O, and Standard gauges. / Contact: Ken Kelley, e-mail: kenattr@thirdrail.com

Fourth (and Second) Saturday 10:00 AM to 3:00 PM (and every Wednesday 10:00 AM to 12:00 PM) • Admission: Free / Bay Area N-Trak Model Railroad Club (N) Wells Fargo Express Room, Southern Pacific Railroad Depot, 900 Loring Ave., Crockett, CA • Map / Donations are welcome. / Contact: Jim Gray, send text to 925-260-5804 or e-mail to gray-marks@hotmail.com



Enjoy the fellowship and learning experiences of a club near you

Alameda County Central Railroad Society

ACCRS is an HO and O scale club with layouts in a 30x100 building on the Alameda Co. fairgrounds in Pleasanton. With over 60,000 annual visitors, ACCRS is a great showcase for the hobby. Layouts reflect Alameda County and California and are continually improving and updating. Open for Fair events and Fridays, 6-9 PM. Lowest dues in the area.

Contact: Gary Lewis 925-455-8135

Email: glslewis@comcast.net

Web: www.pleasantonmodelrr.org/index.html

Amador County Model Railroad Museum

The ACMRRM is located at 13828 Gold Mine Road, #1, Pine Grove, CA. Gold Mine Road intersects with Hwy 88 in Pine Grove. Our non-profit association is open to the public from 10 AM to 5 PM, Friday through Sunday during Winter months and Wednesday through Sunday during the Summer. Work sessions are held every Tuesday starting at 10 AM. Our scenic DCC HO-scale layout depicts the lumber and gold mining history of Amador County. Operations include the Amador Central short line as well as the railroads of California's Central Valley including terminals at Stockton and Sacramento. Contact: Robert Piety, 209-296-3587 email rdpiety@sbcglobal.net

Antioch Model Railroad Club

The Black Diamond Lines is an HO Club located at 425 Fulton Shipyard Rd, Antioch. The BDL has been in continuous operation since 1981. We meet Tues. (work night) & Fri., 6:00pm to 8:00pm. Visitors can always find trains running every Friday club night. For more information, e-mail info@blackdiamondlines.com or visit us on the web at www.blackdiamondlines.com and we can be found on Facebook and YouTube.

Bay Area Ntrak Model Railroad Club

BANTrak MRC invites N scale modelers to visit us at the Wells Fargo Express Room, Southern Pacific Railroad depot, 902 Loring Ave., Crockett, on Wed. and Sat., 10 AM to 3 PM. Contact: Bob Lewis, 925-283-6838
E-mail: BobLewis1@sbcglobal.net.

Bay Area S Scalers

BASS is a group of modeler railroaders in the San Francisco Bay Area focused on scale modeling in 1:64 scale. BASS is a round robin club, typically meeting in a member's home on the third Saturday of odd numbered months. Meetings may include a mini-clinic, or showing progress on models or a layout. We also have a modular layout that has been displayed at public events. Contact: Michael Eldridge (meldridge2000@gmail.com).
Web: www.bayareasscalers.org.

California Central Model RR Club

The CCMRC is located in the old Agnew depot (Santa Clara) of the Southern Pacific (4185 Bassett St.) directly across from the Lafayette St. gate of Agnew State Hospital. The theme of the 15' x 50' HO club is western railroading running from the Bay Area to Southern Oregon. We meet Fri., 7:30 to 11 PM. Operating sessions the 1st and last Fri. of the month. Contact: 408-988-4449 (operating nights), or Wayne Cohen, 408- 779-0707.

Carquinez Model Railroad Society

HO Model Railroading on a Grand Scale! Can you imagine taking one real time hour to run an SP (or your favorite name) DCC train round trip from Oakland, through the Sierras to Sparks and back? Don't imagine, join us! Friday nights 7-10 (by appointment) at 645 Loring Dr, 2nd Floor, Crockett CA Call Weds 7-10 510-787-6703 or e mail anytime loggingrr@aol.com , bob@bob2sell.com or lambert5522@att.net

Coastal Valley Lines Model Railroad Club of Sonoma County, LTD

Coastal Valley Lines Model Railroad Club of Sonoma County, LTD (Coastal Valley Lines) is an association of novice-to-expert model railroaders from the Sonoma County area, who operate a digitally command controlled (DCC) HO scale modular railroad at public and private events, and gather for clinics, work sessions and monthly meetings. Coastal Valley Lines is incorporated in the State of California with its primary purpose of educating the public about model railroading as a family hobby and is a not-for-profit 501(c) 3 organization with elected officers and bylaws. Additional information can be found at cvlrr.com.

Continued on page 53

Eel River Valley Model Railroaders

The Eel River Valley is an HO club with a NWP-layout series of modules under construction. We meet Fri., 7:30 PM at the Humboldt County Fair Grounds Commercial Building, NW corner, Ferndale. Contact: Jack Jensen, 707-845-2823, 3313 Union St., Eureka, CA 95503 or Ron Plies, 208-229-7107, 12818 N. 11th Ave., Boise, ID 83714.

Elsie

The Left Coast (Elsie) HOn30 group invites anyone interested to join us. We use existing standards for module construction but are not merely a modular group. Contact: Al Sandrini in Bakersfield, 661-664-8614 or Ken Lunders in Cupertino, 408-777-9572.

European Train Enthusiasts

ETE (www.ete.org) serves modelers, railway fans, related organizations, and the community through public venues, operating layouts, the annual convention EuroWest, the chapter newsletter, and the quarterly national journal, the *ETE Express*. ETE is open to all who have an interest in European railways, whether full size or scale model. The SF Bay Area Chapter meets the second Saturday of the month from 1-5pm in various locations around the bay. Contact BillKeaney (650) 355-7231 or billkeaney@comcast.net.

Golden Empire Historical & Modeling Society

Bakersfield GEHAMS, founded in 1987 and in their current location since March '94, is dual-scale with a 30' x 100' HO, and a 18' x 80' N based on SP's route from Bakersfield to Mojave with Tehachapi Loop. Though under construction, mainlines are in with monthly operations. Contact: Doug Wagner, 661-589-0391 email: carldw@aol.com GEHAMS web: www.gehams.org

Golden State Model Railroad Museum – East Bay Model Engineers Society

900-A Dornan Drive in Miller-Knox Regional Park at Point Richmond. Weekly public hours are on our website. To meet members, inquire about membership and behind the scenes tours come 1st & 2nd Friday evenings of the month between 7:30 and 10 PM.; behind the scenes tours also available most Wednesdays 11 AM to 3 PM. New members are welcomed in all Scales – O, HO and N, including narrow gauge and traction. For general information check the website or call (510) 234-4884 (recording); for membership inquiries call 1st or 2nd Fridays 8-10p.m. (510) 236-1913. For other information or to schedule special events, Email info@gsmrm.org. Website: www.gsmrm.org

Humboldt Bay & Eureka Model Railroad Club

The HB&EMRC meets at their clubhouse and layout at 10 West 7th St., Suite #C in Eureka, on Sat., 7:00 PM. Visitors are always welcome. Business meetings 1st Sat of month, 7:30 PM. Contact: David Berriman P.O. Box 915, Arcata, CA 95518 707-825-7689

Monterey & Salinas Valley Railroad Museum

26 Station Place - Salinas, CA 93901
The Monterey and Salinas Valley Railroad Museum is dedicated to creating & maintaining a Railroad Museum in Salinas with an emphasis on the historic, contemporary and future value of the Railroad to the Salinas Valley and Monterey Bay Regions, providing experiential educational opportunities for children of all ages enhancing the core curriculum and inspiring civic involvement in our communities.

Open first weekends of each month 10AM - 4PM
831 789 8097

www.msvrr.org
info@msvrr.org

Enjoy the fellowship and learning experiences of a club near you



HAVE 50 MODEL RAILROADING CLINICS RIGHT IN YOUR LIVING ROOM.

Just because you can't make it to a national convention doesn't mean you have to miss out. Right now the NMRA's Kalmbach Memorial Library has over 50 DVDs of clinics presented at national conventions from 2002 to 2010. Each is available for NMRA members to borrow for the cost of processing and postage.

So you can see clinics on everything from decoders to design, tools to techniques, helives to highways, and research to resin casting.

All from the comfort of your very own couch.

Visit www.nmra.org and go to the Kalmbach Memorial Library page for a complete listing. Or call the Library at 423-894-8144.



We make it even more fun.
www.nmra.org

Then, get that popcorn ready.

Continued on page 54

Napa Valley Model Railroad Historical Society

Located at The Napa Valley Expo, (fairgrounds), 575 Third St., Napa, our railroad runs from Napa to Ukiah with off line connections to Stockton and Portland, has 700 feet of main line, and large classification yards at each end. The layout is never finished, as we are always rebuilding and improving! Era is 1940 to present. Member-owned rolling stock stresses reliability and realism. We meet Fri. 7:30 PM to 12, with formal runs the 2nd Fri. of the month. Info: John Rodgers 707-226-2985 E-mail: Napa-John@napanet.net Web: www.nvmrc.org

Nn3 Alliance

Our 700 members in nine countries model narrow gauge in "smaller scales". Nn3 describes 3', 3'6", and meter gauges, modeled in N or 2MM Scales. Our local portable exhibition layouts and modules regularly appear at conventions and shows. The Nn3 Handbook, 140 pages with 400 illustrations, covering all aspects of small scale narrow gauge, is available through the address on the website. Official mailing address: The Nn3 Alliance, PO Box 6652, Chesterfield, MO 63006 Web: www.Nn3.org <http://groups.yahoo.com/group/nn3/>

Sacramento Model Railroad Historical Society

Established in 1948, the SMRHS is located at 1990 Grand Ave., Sacramento. Modeled as the Sierra Central RR, both HO and HOn3 layouts. HO layout is being rebuilt to depict SP/WP prototype. Open Tues. and Fri. nights, 7:30 PM. Contact: 916-927-3618 Email: d.megeath@comcast.net Web: www.smrhs.com

Sacramento Modular Railroaders

Most of our events are operating sessions, where we make up trains in our large switch yard, and send road crews out to switch cars into and out of industries at the towns along the main line. The club owns a large main yard, the corner modules, some special modules, and some rolling stock. Members own their own modules and rolling stock. Contact: memberhip@sacmodularrailroad.com

Sacramento Valley Live Steam Railroad Museum (SVLSRM)

The SVLS was founded in 1968 and is located in Hagen Community Park, Rancho Cordova, CA. Our initial 1500 feet of track has expanded to over 6300 feet of mainline and sidings. Approximately 1500 feet is dual gauge 4 3/4" and 7 1/2". We can accommodate equipment ranging in size from 1 inch scale (standard gauge) to 5 inch scale (2 foot narrow gauge), the most common scale being 1 1/2". Public run days are on the 1st Saturday and 3rd Sunday of each month during our operating season

San Joaquin Valley Garden Railway Society

The SJVGRS was founded in July of 1995 to promote the joy of building and operating Garden Railways. We have grown to over 70 families in the Central Valley, meeting monthly at members' homes to spend the afternoon sharing our hobby, weather permitting. Dues: \$25 a year for a family. Contact info: Richard Emerson 559-439-7173 E-mail: emerson.r@worldnet.att.net Web: <http://home.att.net/~sjvgrs/train/>

San Joaquin Valley Toy Train Operators

We are an all scale train club. We have members in scales from Z to G. Whether you are someone who likes to run toy trains in circles or model an exact date, railroad or scene or anything in between you are welcome. Everyone who likes trains is welcome. You don't need to own any trains. We have two portable layouts that we set-up at public locations. We have set them up at care facilities, Amtrak stations, train shows and other places. We also have outside club activities. We have gone on the train to Sacramento and the Sacramento Rail Museum. We've ridden the train at Railtown 1897 SHP and had a private tour there. Also we have visited home train layouts and will have many other activities in the future. Our meetings are at the Scouts Hall, 4717 Elm Street, Denair, CA at 1:30 PM (doors open at 12:30) on the first Sunday of each month. Holidays or other events can change that. We always get there by 1:00 PM to visit and see what others have brought to show. For more information please call Ed Cathcart at 209-479-4432

Enjoy the fellowship and learning experiences of a club near you

Continued on page 55

San Leandro Historical Railway Society
 The SLHRS models the SP from Oakland/San Leandro to just east of Norden using the tri-level Donner Pass plan featured in the March '98 Model Railroader. It's housed in the former S.P., San Leandro depot, located at 1302 Orchard Ave., San Leandro (just off Davis St.). Work sessions Sat. 9:00 AM - 1:30 PM and Tues. 7:30 - 9:30 PM, business meetings the 1st Fri. at 7:30 PM. Contact: Eugene Brichacek, 510-963-2965 email: embrichacek@gmail.com

San Luis Obispo Model Railroad Association (SLOMRA)

The SLOMRA is a multi-scale modular group with active N and HO scale layouts. The goal of our nonprofit association is railroad education and local history through public display of our modules. Our shows usually include G-gauge, tinplate, and even LEGO trains. The monthly meetings include model and prototype activities, videos and discussions. The SLOMRA is open to new members who have a love of trains. The general meeting is the third Monday of every month at 7:00pm at the Oceano Depot. For more information visit www.slomra.org or email info@slomra.org.

Silicon Valley Lines

The SVL is located at 148 E. Virginia St., San Jose. We meet Fri. 7:30 to 11:30 PM, with business meetings the 1st Fri. and operating sessions the last Fri. of the month. Our HO layout utilizing DCC for realistic operations, computer-generated train orders and radio-based dispatching. E-mail: svl@siliconvalleylines.com Web: www.siliconvalleylines.com

Siskiyou Model Railroad Club

Currently we are meeting at a member's home on the first Thursday evening of the month. Contact Tom Brass as 530-842-4921 Currently a few members have been getting together on Tuesday mornings for various activities.

South Bay Historical Railroad Society

SBHRS invites interested modelers to visit us in the historic Santa Clara CalTrain Depot, 1005 Railroad Ave., Santa Clara, Tues. 5:00 to 8:00 PM or Sat. 10:00 AM to 3:00 PM. Contact: 408-243-3969. Web: www.sbhrs.org.

South Coast Society of Model Engineers

The club consists of enthusiasts of all scales and prototypes living in the Santa Barbara area, and has a collection of railroad books and videos for loan to members. The club has no layout but activities include weekly operations and work sessions at member layouts, as well as occasional club field trips. We meet every 3rd Tues. at 7:30 PM, at Woodglen Hall, 3010 Foothill Road, Santa Barbara. Junior members welcome. Contact: Secretary David Kuehn, email: davidkuehn@cox.net. Facebook: <http://www.facebook.com/group.php?gid=163470062239>

The Tidewater Southern MRC Inc. & Tidewater Southern Railway Historical Society Inc.

reorganized and incorporated in 2018. We are Located at the San Joaquin Fairgrounds, Building 1, (corner of Airport and Charter Ways (Hwy 4), Stockton), a 2,400 sq. ft. alcove houses a large HO layout depicting the Tidewater Southern, & Freelanced N-Scale. We meet 2p-7 :30p Thursdays. 10a-3p Saturdays events permitting. Contact: Tiffany Barning 135 W. Emerson Ave. Tracy , CA 95376 E - mail: tidewatersrhs@gmail.com

Tri-city Society of Model Engineers

The TCSME located in the Niles Plaza is currently looking for new members to help build and operate both an N Scale and an HO layout focused on Fremont and surrounding areas. We meet Fridays 7:30-9:30 PM. The depot is located at 37592 Niles Blvd, Fremont, CA 94536. Please visit our web site at <http://www.nilesdepot.org/> <http://www.nilesdepot.org>

Enjoy the fellowship and learning experiences of a club near you

Have you changed your address or other membership information?
 Notify Headquarters
 Email: nmrahq@nmra.org
 Phone: 423-892-2846 (8am—4pm ET)

IMPORTANT !!!!



Continued on page 56

Walnut Creek Model Railroad Society The WCMRS located at 2751 Buena Vista Ave, Walnut Creek, is open on last Friday of the month from 8:00 to 10:00PM for operations. Fares are \$3.00 for 6-12 and seniors over 60 and \$5.00 for adults. Membership is always open to interested HO modelers. Contact: 925-937-1888 (recorder); Web: www.WCMRS.org. "Like Us" on Facebook (www.facebook.com/wcmrs). Please refer to www.wcmrs.org for the dates and times of our Annual, Weekend and Friday evening shows .

West Bay Model Railroad Association

The West Bay Model Railroad Association is accepting new members; all skills are invited. Construction and scenery are now complete on our DCC 2-level HO layout designed for operations; work on signaling is in process. Work sessions are Wednesday evenings and Saturday afternoons. Prospective members and visitors are always welcome. We run trains for visitors monthly on second Saturday afternoons. Business meetings are at 8 pm on the third Wednesday of the month, and operating sessions are on Saturday of the following week. We're located a few hundred feet south of the Menlo Park Caltrain station, in the former baggage building, at 1090 Merrill St., between the station and Ravenswood Ave. For more information, visit wbmrra.ning.com and facebook.com/wbmrra. Or e-mail westbaylines@gmail.com.

Enjoy the fellowship and learning experiences of a club near you



We not only welcome your input here at the *Branch Line*, we actively encourage it! In fact, may we say that we go so far as to solicit your input?

If you have a small article you would like to submit for publication, or even just an idea for an article, please let us know. We will be happy to work with you.

Just contact our editor, Chip Meriam, at:

chipmeriam@comcast.net

We're looking forward to hearing from you!





Wow! Did you know there's a **new NMRA Member Benefit?**

It's the NMRA Partner Program!

Model railroad manufacturers are partnering with the NMRA to offer discounts to NMRA members.

Current members log in to www.nmra.org. At the Members Menu, go to the NMRA Partnership Page to see who's on the list, discounts offered, and how to order. New Partners are coming on board every month, so check back often.

If you're not yet a member, here's another great reason to join and get more fun from your hobby with a membership in the world's largest model railroad organization.

www.nmra.org

A proud Partner with



Partnership Program

The companies listed below give discounts to NMRA members when orders are placed using a special discount code. You can find descriptions of these companies and their products, links to their websites, and the discount codes on our Partnership Page at nmra.org/partnerships. Remember you need to be logged into our site as a member to see the codes! Go to nmra.org/user/register to register your name on the website.

Bear Creek Model Railroad
 CatzPaw Innovations
 Clever Models LLC
 CMR Products
 Daylight Sales
 Deepwoods Software
 Deluxe Materials
 Digikeijs
 Dwarvin
 East Coast Circuits
 Feight Studios
 Gatorfoam
 Great Decals!
 Green Frog Productions
 Hot Wire Foam Factory
 K.I.S.S. Method
 LaBelle Woodworking
 LARC Products

Logic Rail Technologies
 MAC Rail
 Micro-Mark
 Mine Mount Models
 Miniprints
 MinuteMan Scale Models
 Model Railroad Benchwork
 Model Train Catalogue
 Modelers Decals & Paint
 Motrak Models
 MRC (Model Rectifier Corp)
 Nick and Nora Designs
 Northlandz
 NScaleWorks
 Old West Scenery
 Ram Track
 RR-CirKits
 Rusty Stumps

Scale Model Plans
 Scalecoat Paint
 Scenery Solutions
 Showcase Miniatures
 Team Track Models
 The N Scale Architect
 The Old Depot Gallery
 Tichy Train Group
 Touch of the Brush
 Train Installations
 Train Show, Inc.
 TRAINZ
 Trainmasters TV/MRH Store
 TSG Multimedia
 UGEARS
 Unreal Details
 USA Airbrush Supply
 WiFi Model Railroad



**NATIONAL MODEL RAILROAD
ASSOCIATION, INC ®**

P.O. Box 1328
Soddy Daisy, TN 37384-1328
Phone: (423)892-2846 Email: nmrahq@nmra.org

RENEWAL NOTICE

| | | | |
|-----------------|----------------------|---------------|--|
| Name: | | | |
| Address: | | | |
| City: | State/Country | Zip: | |
| Phone: | Birth Date: | Scale: | |
| Email: | Occupation: | | |

| NMRA Membership | 1 Year | 2 Year | Total |
|--|---------------|---------------|--------------|
| Member with NMRA Magazine Subscription ~ All Rights and Benefits; includes NMRA Magazine. | \$ 75.00 | \$ 150.00 | |
| Member without NMRA Magazine Subscription ~ All Rights and Benefits; does not include NMRA Magazine. | \$ 47.00 | \$ 94.00 | |
| Family ~ Spouse or minor child of above member in good standing; DOES NOT include the NMRA Magazine or voting rights. Name: _____ DOB: _____ | \$ 9.00 | \$ 18.00 | |
| Student ~ Anyone under 18 years or student between 19-25 years of age. All rights and benefits and includes NMRA Magazine. DOB: _____ | \$ 40.00 | \$ 80.00 | |
| Sustaining ~ Mandatory for group memberships (Clubs, Associations, Businesses) All Rights and Benefits and includes NMRA Magazine. | \$ 120.00 | \$ 240.00 | |

| | | |
|------------------|----------------------|----|
| Total Due | NMRA Membership | \$ |
| | Region Subscriptions | \$ |
| | Merchandise Total | \$ |
| | NMRA Donation | \$ |
| | Total | \$ |

Credit Card No: - - - Verification Code

Expiration Date: _____

**We accept MasterCard, Visa, Discover & AMEX. US Funds Only.
Make checks payable to NMRA.**