



The Daylight Observation

Official Publication of the
Daylight Division, PCR / NMRA
Volume 34, Issue 1
Jan-Feb-Mar 2020

Greetings from the DS

by Neil Fernbaugh, Daylight Division Superintendent and
Director

Contents

Daylight Super Report	1
Call Board	2
Central Coast RR Fest.	3
Contest Report	4
Membership Gauge	4
Member Aid	5
Achievement Program	6
Observation Schedule	8
Welcome Aboard	8
Open House Layout Tour	8
2021 Clinic Appeal	8
2020 Convention Reg.	9
2021 Convention	10
Members by County	10
Membership Report	10
Daylight Calendar	12

Instead of an actual meeting during October, many of our coastal members were leaders and participants in the Central Coast Rail Festival opening their layouts, volunteering and exhibiting at the SLO Railroad Museum, the Oceano Depot, and a number of other venues. We had our switching puzzle (the old John Allen Timesaver) operating at the San Luis Museum, and, thanks to Dennis Stokely of the Coast Division, we were able to put up the display advertising our 2020 PCR Convention.



The Timesaver turned out to be quite a draw, especially since we let the youngsters actually operate (see photo). Needless to say we busted a lot of couplers, and actually wore out two locomotives in the 6 hours we operated. The kids' parents were delighted that the kids had the chance to do something hands on, since they were surrounded by "no touch" displays and memorabilia.



Bob Chaparro put together a grand layout tour stretching from near Santa Barbara to Paso Robles. Among many others, Bill Obermeyer, Paul Deis, and Andrew Merriam all opened their layout for the Festival.

As a special treat for NMRA members only, Karl Kvilvang and Anita (from Central Coast Trains) opened up their home and layouts for visitors. Many old-timers will remember Karl's narrow gauge layout from previous tours, but his new Western Pacific layout is truly monumental. He and his small crew have done in a couple



Continued on Page 2

Director / Superintendent

Neil Fernbaugh
 (559) 805-4520
marmot47@sbcglobal.net

Chief Clerk / Paymaster

John Houlihan
 (559) 435-0874
oscalejohn@gmail.com

Observation Editor

Chuck Harmon, MMR
 Phone (559) 299-4385
harmonsta@yahoo.com

Clinics

Doug Wagner
 (661) 589-0391
carldw@aol.com

Contest

Chuck Harmon, MMR
 (559) 299-4385
harmonsta@yahoo.com

Achievement Program

Dave Grenier
 (408) 431-8989
grenida@pacbell.net

Industry Liaison

Mike O'Brien
 (661) 654-0748
obsmobile2002@yahoo.com

Member Aid

Robert Pethoud
 (559) 438-7705
pethoud@comcast.net

Membership

Doug Wagner
 (661) 589-0391
carldw@aol.com

Webmaster

Dave Grenier
 (408) 431-8989
grenida@pacbell.net

Daylight Meet (Cont.)

of years what others of us might take a decade to do.

When we were visiting Karl's layout, it was a delight to run into Bill Baldwin, one of our Division's longtime members. Many of you might remember Bill from the many years he spent helping out at Anita's Central Coast Trains. It was also a pleasure to see so many PCR members from the Bay area make the drive and spend the time to come on down to the Central Coast.

Switching to a completely different track, I hope that many of us can make the trek to Fresno for the December 14th Open House Layout Tours. Special thanks to Chuck, John, Bob, and many others who make the event an annual one. I have yet to find a place and time for our January/February meeting, and I'm hoping someone in the Fresno group will volunteer to help out.

Our next meet should include the election of officers. We've got a great set of officers, thanks to Chuck Harmon, John Houlihan, Bob Pethoud, Doug Wagner, Dave Grenier and Mike O'Brien, but it's time for me "to go beans" for awhile. I've been stuck on a siding for many months now. We had to tear our 100 year old farmhouse literally down to its dirt floors, and between some strange health issues, work, and commitments to other projects and organizations, I haven't had time to keep up with the division, let alone work on my layout.

So, we need a new Superintendent and a new Director. I'd like to urge new folks and folks from the coast to step up. We really do need folks from the coastal part of our division to join in the leadership. It is hard to coordinate all our events without leaders on the coast. I intend to remain active and certainly will lend a hand to whoever steps up, but it's hard for me to predict from week to week what I can commit to.

Please contact any one of us leaders if you would like to join a great crew in running the Division. I have had the pleasure of meeting, operating with, and learning from great modelers from all over the state, and many parts of the country while serving the Division. It's been a great experience, and I expect to volunteer again in future years.

Thanks so much for all the Support and encouragement.

Neil 🚂

Many folks enjoyed riding on Karl Hovanitz' Bitter Creek and Western in Arroyo Grande. Photo by Bob Chaparro.



Photo: Bob Chaparro



These 2 Photos show some of the detail on Bill Obermeyer's layout.



Anthony Harris gave his visitors lots to examine during his open house.



Karl Kvilvang's Western Pacific layout has grown from benchwork a few years ago to a very impressive nearly completed railroad today.



Continued on Page 4

All photos by Bob Chaparro

Contest Corner

by **Chuck Harmon, MMR, Contest Chairman**

There were no reports of contest entries at the Central Coast Railroad Festival in San Luis Obispo last October. The Division members were going to try to get together at the Museum and then go to a nearby restaurant. Since I was not able to attend and since there was no report from anyone of a get-together, I assume nothing happened.

Therefore there was no contest.



Neil Fernbauge suggests in his article that there may be a Winter meet, but none has been scheduled. If we have a meet, the popular vote contest categories will be

Model: Caboose, and Photo: Track and Structures. As usual, judging will be performed on any category of model brought for that purpose. I will even assemble a team if you have a model that you wish to be evaluated for possible future judging.

Dave Grenier's column talks about the Achievement Program certificate for Master Builder - Cars. Having a car judged at a Daylight Division meet is one way to receive a merit award toward earning that certificate. Even a kit-built car can qualify if additional details beyond what the kit provides are included and documented. When I submitted my Statement of Qualifications for this certificate four of the eight cars were kit-built. Granted, they were not "shake-the-box" kits (most were Ambroid kits, now out of production). Never-the less, craftsman kits can still be purchased from speciality manufacturers, on-line or at swap meets.

Watch for e-mail announcements of any meet. Remember, display-only models are always welcome. 🚂



Here is another photo taken on Karl Kvilvang's Western Pacific layout.
Photo by Bob Chaparro

**The Daylight Observation
The Official Publication of the
Daylight Division,
PCR/NMRA
Volume 34, Issue 1
1st Quarter, 2020**

The Daylight Observation is published quarterly to inform members of division activities and to provide educational articles for the advancement of railroad history and the art and science of model railroading. It is distributed to all members of the Division and to officers and newsletter editors of other divisions in the PCR.

Copyright 2019, Daylight Division, Pacific Coast Region, National Model Railroad Association. Permission to reprint is hereby granted to all other affiliates of the NMRA. Others may request permission to reprint from the editor:

Chuck Harmon
1644 E. Goshen Ave.
Fresno, CA 93720
Phone (559) 299-4385
e-mail: harmonsta@yahoo.com

Daylight Membership Gauge

November 30, 2018—113
December 31, 2018—111
January 31, 2019—108
February 28, 2019—110
March 31, 2019—111
April 30, 2019—112
May 31, 2019—112
June 30, 2019—109
July 31, 2019—108
August 31, 2019—108
September 30, 2019—109
October 31, 2019—109
November 30, 2019—109

The Answers Are Out There

International Rail Fair 2019

by Robert Pethoud, Member Aid

The 43rd annual International Rail Fair is now history and, as usual, I got much more out of it than I contributed. The event took place November 9 and 10 in Roseville at the Placer County Fairgrounds and featured many vendors, modular groups, and other displays. For the eighth year in a row, I exhibited and operated my Fall Creek Branch HO scale switching railroad. Here I'd like to share some thoughts inspired by this long-running show.

It's clear that this recurring event has been shrinking, with fewer exhibitors and fewer attendees over time. The show used to fill four of the large halls at the fairgrounds;

this year it filled two. Partly due to higher parking charges (established by the fairgrounds, not the show's sponsors), attendance is clearly down. In particular, I've noticed fewer and fewer Daylight Division members at the event—where were you guys? Some would use this decline in numbers of exhibitors and patrons as evidence that the hobby of model railroading is dying, but I'm not sure that's a valid conclusion. It is certain,

though, that our hobby is changing.

I built Fall Creek to demonstrate and promote the joys of peddler freight switching. I had heard from experienced exhibitors that the public was not interested in model railroad operations and only wanted to see long trains run continuously. I wanted to challenge that common wisdom, and now eight years of experience have proven that I was right. Prototypical operations are inherently fascinating to me, and it turns out I am far from alone. The first couple of years I operated Fall Creek at IRF, I spent a lot of

time explaining and demonstrating the process of pick ups and set outs to model railroaders and non-hobbyists who had never thought about such things. But for the last several years, ever larger numbers of return visitors describe how they have incorporated such operations into their home layouts or have built switching layouts of their own. Case in point: the Roseville Roundhouse Model Railroad Club recently built a switching layout patterned after Fall Creek, which was written up in the December 2019 issue of *Model Railroader* magazine.

I'm convinced that we need to show off our hobby if we want to keep it vibrant and maintain the flow of new products we all enjoy. To accomplish that, we can utilize shows like the IRF and other gatherings. And I'd like to see us go beyond vendors and modular displays to demonstrate to visitors exactly what is fun about our hobby. At IRF, the Fall Creek Branch was only one of many enterprises doing this very thing: John McKenzie of The McKenzie Brothers Timber Co. demonstrated how to make realistic trees, Joel Bragdon of Bragdon Enterprises demonstrated how easy it is to use his scenery products, NMRA members ran the PCR's awesome On30 Timesaver layout, and—for the first time in several years—the show featured several clinics given by knowledgeable presenters.

Each year as the time of the IRF draws near, I ask myself whether I really want to exhibit there this year. You see, it takes a lot of time and effort. Here's the process: at home I set up Fall Creek (2 hours); then test, service, and repair the track, wiring, locomotives, freight cars, and structures as needed (2-4 hrs.); tear down and load everything into my car (1 hr.); drive to Roseville; unload and set up at the show (2 hrs.), show and operate the layout, answer questions, and promote the hobby (13 hrs.); tear down and reload the car (2 hrs.); drive home; unload the car and put everything away (1 hr.). Not counting the

Continued on Page 6




drive time, that's still a lot of work, and then add the money spent on two nights at a motel, several meals, and gasoline and you get an idea of the costs incurred.

But there are also benefits. These come in many forms: accolades from new and returning visitors; hearing about the enjoyment of those who implemented my ideas; the joy on the faces of the (mostly young) people who run the train with purpose, not just round and round; and reconnecting with friends in the Sierra Division (again, where were you guys from Daylight Division?).

The net result of these costs and benefits is a recurring routine. I drive up to Roseville tired and cranky, disgusted that I

committed to display again and promising myself that this will be the last year. Then, two days later, I drive home stoked and thoroughly pleased with myself, looking forward to and planning improvements for next year's show. If I were doing this mostly for money, as the vendors do, I don't think I'd enjoy participating, but the intangible benefits make shows like the IRF some of the best perks of this creative and satisfying hobby of ours. How about you join us next year, as vendor, exhibitor, or just as attendee? You won't regret it.

Until next time, you can reach me with comments or questions at pethoud@comcast.net 

Master Builder – Cars Certificate

By Dave Grenier, AP Chairman

This time we'll be discussing the second of two certificates in the Model Railroad Equipment category, namely the Master Builder – Cars certificate.

First, we'll start with a definition. What is a "car"? A "car" is just about anything that runs on rails and is NOT self-propelled (if it's self-propelled, it's Motive Power). This includes freight cars, passenger cars, maintenance of way cars (including equipment such as cranes), cabooses, cable cars, unpowered (dummy) locomotives, etc. Actually, if you have a model which is self-propelled, but is a model of something that was designed to carry something (besides itself), such as a rail car; it can be used as one of the qualifying models for Motive Power or Cars, but not both.

To qualify for this certificate you must build eight operable scale models of railroad cars.

"Operable" means the models must be able to roll on the track, negotiate a curve, and be pulled by something. It does not mean that every door, valve, or other moving feature of the car must work as the prototype does. On the other hand, any operating features that you do include in your car are likely to

increase your score. (More about this later.)

The models can be any scale and/or gauge. Here's a perfect opportunity to try a scale different than your primary scale. After all, the AP is about learning more about the hobby. What better way to learn something new than to try a different scale? Who knows? You might just be pleasantly surprised by the experience. Give it a try!

There must be at least four different types of cars represented in the eight models, one of which must be a passenger car. This is to show that you can model the different types of cars, not just variations of the same type of car. For example, a 40' boxcar and a 36' reefer are two different types of cars, but a 40' boxcar and a 50' boxcar would be the same type of car, unless there were significant differences in the construction methods used to build each car. On the other hand, a steel-decked flat car and a wood-decked car would be considered the same type of car, but a regular flat car and a depressed-center car would be considered different because it is a substantially different kind of car to build. You can even build 4 identical boxcars, plus a flat car, a reefer, a gondola, and a passenger car and still meet the requirement for four different types of cars.


Each of the eight models must be



superdetailed with either commercial parts or scratch built parts, which earn extra points. When considering which parts to super-detail, consider removing the molded on ladders, grab irons, and brake wheels the car came with and replace them with separately applied parts. Don't forget the car's underside details, as the judges will be looking for the under frame brake details. This also earns extra points.

In addition to being superdetailed, at least four of the eight models must be scratchbuilt, while the remaining cars can be commercial models that you have super detailed. To be considered as "scratchbuilt", at least 90% of the model's pieces and/or parts must be constructed or fabricated by the modeler. Use of commercial detail parts will not disqualify the model as being "scratchbuilt."

The following items are specifically excluded from the "scratchbuilt requirement": wheels; couplers; light bulbs and electronics; trucks; brake fittings; marker lights and drumheads; paint, decals and the like; basic shapes of wood, plastic, metal, etc.



Basic shapes are things that builders of the prototype would have used as raw materials. For example, an "I" beam would be a basic shape, but a commercial door or window casting would not. Also consider that although these parts are exempt from the scratchbuilt requirement, they may be scratchbuilt to earn up to 15 additional bonus points.

All models must be super detailed either with scratchbuilt parts or with commercial parts. To be considered "super detailed", the model must have considerably more detail of excellent quality than is usually expected. The quality of the detail is more important than the quantity. Models that are cross-kitted, modified kits, parts built, or extensively altered to a different prototype may also be considered as "super detailed". The phrase "real individual craftsmanship is demonstrated" is key and figures in both the

letter and the spirit of this and other AP qualifications.

You must earn 87.5 or more points on four of the eight models in AP Merit Award judging. Note that the other four models don't even have to be judged! The four models are judged on the quality of the craftsmanship, including the finish and lettering, the quantity of details and amount of scratchbuilt parts, and how well it captures the look of the prototype. Up to 15 extra scratch-building points may be awarded if the modeler builds some or all of the parts exempted from the scratch building requirement, but the total scratch building score cannot exceed 15 points.

AP Merit Award judging can be done in one of two ways: 1) at an NMRA-sponsored contest at a convention or division meet; 2) arrange for judging at another time separate from a convention or meet. You can bring your work to where the judges are, or they will even come to you! When you're ready to have your models merit judged, contact the Daylight Division AP Chairman (me!) to setup a time and place. My contact information is listed on the second page of the *Observation* and on the Daylight Division website at: <http://www.pcrnmra.org/daylight/callboard.html>

The final requirement for the Master Builder – Cars certificate is to submit a Statement of Qualification (SOQ), which includes detailed descriptions of each of the eight model and photocopies of all of the Merit Award certificates. The detailed descriptions must identify all scratchbuilt features, all commercial components used, and materials used in building the model. Copies of the plans you used are not required, but may be submitted. If the model is a kit, whose kit is it? Photos of the models are helpful, but not required. Also include a copy of your NMRA membership card. Submit the completed SOQ and all materials to the Daylight Division AP Chairman, Dave Grenier. (Contact information is listed in the previous paragraph.)

For a couple of great articles on superdetailing cars, take a look at the May


Continued on Page 8

2014 issue of *Model Railroader*. On pages 52-57 there are step-by-step instructions for scratchbuilding a caboose. In the March 2008 issue of *Scale Rails*, there is an article on upgrading an Accurail hopper car by removing the cast on details and replacing them with separate commercial parts and brass wire. To locate more articles on scratchbuilding cars, or other modeling subjects, check the Trains.com Magazine Index at:

<http://trc.trains.com/magazineindex/>

For more information about the Master

Builder – Cars certificate, visit the NMRA website at <https://www.nmra.org/cars>. Also refer to the articles "[Master Builder - Cars](#)," NMRA Bulletin, February 1992, and "[Merit Award Winning Cars](#)" NMRA Bulletin March 1992. Don't hesitate to contact me for more details. I think by now you know where you can find my contact information.

Next installment: Master Builder – Structures Certificate 

Observation Schedule	
<u>Issue</u>	<u>Articles due</u>
Spring (Apr-May-Jun)	Mar. 10
Summer (Jul-Aug-Sep)	Jun. 10
Fall (Oct-Nov-Dec)	Sep. 10
Winter (Jan-Feb-Mar)	Dec. 10

Daylight Division Hosts Open House Tour

by Chuck Harmon, MMR

Daylight Division hosted its 11th annual Model Railroad Open House Tour in the Central Valley area on December 14, 2019.

Hosting our guests at their home and club layouts were Ed Metheny of Tulare, Daylight Valley Lines (Club) of Selma, The Belmont Train Group (Club) of Fresno, Rob Briney of Clovis, Robert Pethoud of Fresno, Jim Niell of Madera, John Stahl of Fresno and Chuck Harmon of Fresno. All hosts reported lots of interest from the visitors and the a good time was had by all.


Thanks to all of you hosts. 

Convention Clinic Appeal

by Bruce Morden, Clinics Chairman, 2021 PCR Convention

Have you learned a special technique for your model railroad or while building or weathering some of your rolling stock? Would you like to share some of that learning with other model railroaders? Please consider giving a clinic at a model railroad convention.

Richard Brennan, Clinics Chair for the 2020 PCR Convention, Clear to the Coast, to be held in Concord, CA April 30 - May 3, 2020 would love to hear from you. Clinics are typically 45 to 50 minutes long which usually is not enough time, but if you are uncomfortable standing in front of an entire clinic room for an hour, you could try the mini-clinics to get your feet wet with a small group for half the normal duration. If you have something to share, please contact Richard at ctcclinics@pcrnmra.org.

And if you really enjoy giving clinics and want to step up to the next level, the National NMRA convention is coming to Santa Clara July 4, 2021-July 10, 2021. You have more than a year to prepare. We are looking for clinics with a definite prototype flavor so anything about your favorite prototype is fair game. If you have an interest in presenting a clinic at Santa Clara, please contact Bruce Morden at bdmorden@sbceo.org 

Welcome Aboard!	
<u>Name</u>	<u>City</u>
Orange County O Scale	Ahwahnee, CA



CLEAR to the Coast 2020
PCR NMRA Convention
 Co-sponsor Western Railway Museum
 Crowne Plaza Concord / Walnut Creek
 45 John Glenn Drive, Concord, CA
 April 30 – May 3, 2020
Registration Form

RETURN FORM AND PAYMENT TO:

Clear to the Coast 2020
 c/o Chris Palermo
 230 Alberta Avenue
 San Carlo, CA 94070

E-mail: ctc2020registrar@pcrnmra.org
 Website: www.pcrnmra.org/conv2020

Please Print

Visit the website to pay with PayPal or credit card

Last Name		First Name		Name for Badge		
Address			City		State Zip Code + 4	
Home Phone		E-mail Address		NMRA or WRM #		
Registration Type (Please check one) <input type="checkbox"/> PCR/NMRA <input type="checkbox"/> Non-Rail <input type="checkbox"/> WRM				NMRA Region or Club Affiliation		
Available to Volunteer on <input type="checkbox"/> Thursday <input type="checkbox"/> Friday <input type="checkbox"/> Saturday Times: _____						
I can help more. Have a Volunteer Coordinator contact me <input type="checkbox"/>						
Primary Scales and Interests <input type="checkbox"/> HO <input type="checkbox"/> N <input type="checkbox"/> Z <input type="checkbox"/> S <input type="checkbox"/> O <input type="checkbox"/> G <input type="checkbox"/> Narrow Gauge <input type="checkbox"/> Other: _____						
ADDITIONAL REGISTRANT LIVING AT SAME ADDRESS (Use another form if more than one)						
Last Name		First Name		Name for Badge		
Registration Type (Please check one) <input type="checkbox"/> PCR <input type="checkbox"/> Non-Rail <input type="checkbox"/> WRM		E-Mail (if Different)		NMRA or WRM #		
Available to Volunteer on <input type="checkbox"/> Thursday <input type="checkbox"/> Friday <input type="checkbox"/> Saturday Times: _____						
I can help More. Have a Volunteer Coordinator contact me <input type="checkbox"/>						
Primary Scales and Interests <input type="checkbox"/> HO <input type="checkbox"/> N <input type="checkbox"/> Z <input type="checkbox"/> S <input type="checkbox"/> O <input type="checkbox"/> G <input type="checkbox"/> Narrow Gauge <input type="checkbox"/> Other: _____						
FARES: Please fill in Qty and Form will compute the total						
				Qty	Unit Cost	Total
Early Bird Registration Pkg. (Registration, banquet, & brkfast) (until 11/30/19; \$150 after)					130.00	
NMRA & WRM Registration ONLY (No banquet, no breakfast)					80.00	
First Timer Pkg. (PCR Members who have not registered for the past 5 conventions)					110.00	
Non-Rail or Spouse Registration (includes non-rail lunch, no banquet or breakfast)					40.00	
NMRA Awards Banquet only					70.00	
PCR Breakfast only					40.00	
Youth Registration (12-18 years or student)					40.00	
Day Fare (Banquet or breakfast not included) <input type="checkbox"/> Thurs <input type="checkbox"/> Fri <input type="checkbox"/> Sat					40.00	
Model Ultra-Realistic Surf Clinic Materials Fee					5.00	
Western Railway Museum Tour					45.00	
MERCHANDISE: Prices include 8.75% California sales tax where applicable.						
Convention Polo Shirt <input type="checkbox"/> S <input type="checkbox"/> M <input type="checkbox"/> L <input type="checkbox"/> XL					38.00	
Convention Polo Shirt <input type="checkbox"/> 2XL <input type="checkbox"/> 3XL <input type="checkbox"/> 4XL <input type="checkbox"/> 5XL <input type="checkbox"/> 6XL					42.00	
Convention Car (Sacramento Northern, HO-scale, 40' Boxcar kit by Accurail)					28.00	
Additional Convention Cars (Must order one car above at full price)					25.00	
Join the NMRA				9 month Rail Pass (allowed one time only)		20.00
				Full NMRA membership		75.00
Payment by <input type="checkbox"/> Check <input type="checkbox"/> Cash (Use website for credit card or PayPal) Make checks payable to: Pacific Coast Region of the National Model Railroad Association					TOTAL	
No Refunds After March 30, 2020 (\$5.00 deducted from all refunds)						

It's Convention Time

by John Houlihan, 2021 Convention Chairman

The Daylight Division is sponsoring the 2021 PCR convention. It will be held April 22 through the 25th at the Wyndham Garden Fresno Airport. The tentative name for the convention is "Rails to the Minarets". A proposed convention car is the San Joaquin and Eastern strongback flat car used to haul the penstock to the powerhouses.

It's our chance to make the rest of the PCR welcome, relax and enjoy three days of nonstop railroading. To make this happen, volunteers are needed. The following positions are filled: Registrar-Doug Wagner; Website-Dave Greiner; Clinics-Bruce Morden

and John Houlihan. I need a volunteer for Treasurer (must use QuickBooks accounting software); Contest room (two people needed). Other positions will be identified as time rolls on.

Some of the proposed activities are dinner on the Sugarpine railroad and a visit to Hillcrest Farms railroad. Let me know of your proposals for the convention name, convention car or any activities that could be held for the enjoyment of the attendees.

By the way, the convention car will have to be a kit as I cannot find a manufacturer for a 1912 truss rod flatcar that can be modified with the strong back. It will have to be a 3D printed car in N scale, and laser cut for other scales. Help with this project will be appreciated. 🚂

Membership Manager Missives

by Doug Wagner, PCR Membership Manager

OK, What Benefit Do I Get from Belonging to the NMRA?

It's the beginning of a new year, and I figure some of you still keep to having new year resolutions, whether it be to lose weight, work more on your layout, tidy up your work bench, etc. My new year resolution is I will not harp on you folks any longer in an attempt to get your emails for official NMRA, PCR or for Daylight Division communications! I figure you've already given it to us or you just ain't gonna' give it to us at all! Thanks to those who did relent to my begging and informed us of your emails. Now, on to other matters concerning your membership.

Whenever I'm discussing my membership in the NMRA with other model railroaders, I'm invariably asked, "What do I get from belonging to the NMRA?" We'll, besides the simple fact that you get to hob-knob with the greatest modelers in the world, there are numerous

other benefits to belonging to the NMRA, which, I'm ashamed to admit, I wasn't aware of all of the benefits the NMRA has to offer its members. In my firefighting career, my Chief would tell me, "Wagner, use your mistakes as a training tool." And trust me, I had several occasions to "make them a training tool!" OK, here are your lessons for today.

The following that I will be discussing is by no means all the benefits you receive as an NMRA member—that, you will have to look up yourself on the NMRA web site. So there ya' go: I will hit the highlights of the benefits offered by the NMRA:

Continued on Page 11



Daylight Membership by County	
County	# Members
San Luis Obispo	26
Kern	24
Fresno	21
Santa Barbara	20
Tulare	10
Madera	4
Merced	2
Mariposa	2
Total Members	109

Partnership Program. Why is it named the “Partnership Program” you may ask? That is because the NMRA has partnered with model railroad manufacturers of all sizes who have agreed to give discounts to NMRA members. Discounts range from free shipping to 45% off all purchases. For the current listing, see the NMRA website’s Partnership page in the Members Only section. What, the NMRA has a Members Only section? Yep. Go to www.nmra.org, Membership, Member Home, Benefits, Partnership. And who doesn’t want to save money—especially when it comes to purchasing model railroad stuff?

Model Railroad Directory. Ever been out of town, either on a business trip or leisure, and had some spare time, and wish you could visit some home layouts? Well, the NMRA website Members Only page has a listing of fellow NMRA members, who are willing to open their layouts for visitors, or even to join in an op session. There are maps, descriptions, photos, videos and more. Go to www.nmra.org, Membership, Member Home, Model RR Directory .

NMRA Online Archives. Need a photo of an engine or box car you’re modeling for reference? The NMRA Archives offers high-resolution files, which are available for download at a discount to members. Go to www.nmra.org, click “NMRA Archives” at the top of the page.

Online Video Library. The Members Only section features dozens of hours of helpful “how-to” videos produced by professional video companies, as well as over 150 videos of clinics presented at National NMRA conventions. Log in to www.nmra.org, as a member, click on “Benefits,” then “Member Video Library.”

Discounts and Advance Registration on New Kalmbach Memorial Books. The Kalmbach Memorial Library periodically offers special books and book reprints to the general public. NMRA members receive a substantial discount on the retail price and can reserve copies in advance. Go to www.nmra.org, then choose “NMRA Store,” then “NMRA Members Only Company Store,” then “Books.”

‘Members Only’ Company Store.

The NMRA’s Company store offers many items, from apparel to mugs to gauges, available only to NMRA members. Go to www.nmra.org, then choose “NMRA Store.”

Collection Insurance. This service offers NMRA members group property insurance for collections, layouts, live steam, tools, slides and photographs, books, magazines, railroad memorabilia, and more. Try getting coverage for your model railroad collection through a “normal” insurance carrier. Here in Bakersfield, we recently had a member’s vehicle broken into and two HO scale locomotives were stolen. His insurance company would not reimburse him for the loss of the 2 locomotives. This insurance also covers an individual’s property if it resides on a club layout. Members receive NMRA Group Rates. For a free quote or brochure, contact J.A. Bash & Co: 1-800-654-2256 or 300 Lebanon Rd., Suite 225, Pittsburgh, PA, 15234.

Beginner’s Guide. The Beginner’s Guide pages on www.nmra.org offer those new to the hobby help in learning the basics of track, wiring, scenery, and more. Go to www.nmra.org/beginner.

Now, how do I get to this “Members Only” section of the NMRA’s web site? Great question! Once you are an NMRA member, go to www.nmra.org and register for the Members Only section of the NMRA’s web site to get all the benefits of NMRA membership!

I have been unable to attend the last two PCR conventions, but be forewarned, I will be attending the CLEAR to the Coast 2020 Convention, April 30 – May 3, in Concord, California. And since I am the registrar for the 2021 mini-convention, in Fresno, I expect to see a lot of you as you register for the 2021 convention, right? See you in Concord!

May all your signals be green as it’s time to highball! 🚂

January 4 & 5, 2020 - 10:00 am to 4:00 pm, Great Train Show, Cal Expo, 1600 Exposition Blvd, Sacramento, CA.

January 18 – 19, 2020 - 11:00 am to 6:00 pm, Weekend Model Train Show, Walnut Creek Model Railroad Society, in Larkey Park, 2751 Buena Vista Ave, Walnut Creek, CA. Also on **March 14-15, 2020**.

January 24, 25, & 26, 2020 – Bay Area Layout Design & Operations Weekend, Sponsored by Pacific Coast Region-NMRA and Layout Design SIG. To be held at California State Railroad Museum, 125 "I" Street, Sacramento, CA.


January 31, 2020 - 8:00 pm to 10:00 pm, Monthly Model Train Show, Walnut Creek Model Railroad Society. Also on **February 28, 2020** and on **March 27, 2020**.

February 15, 2020 - 11:00 am to 4:00 pm, Redwood Empire Division Winter Meet, Monroe Hall, 1400 West College Ave, Santa Rosa, CA.

February 22 & 23, 2020 - 10:00 am to 4:00 pm, Great Train Show, Santa Clara County Fairgrounds, 344 Tully Rd, San Jose, CA .

March 7 & 8, 2020 - Sat: 10:00 am to 5:00 pm; Sun: 10:00 am to 4:00 pm, Golden Empire Historical & Modeling Society's Annual Model Train Show, Horace Massey Building, Kern County Fairgrounds, 1142 South P Street, Bakersfield, CA. Admission is \$7.00 for adults, kids 12 and under admitted free, when accompanied by a paying adult. Admission is good for both days. Contact info: (661) 331-6695; email: carldw@aol.com

March 21 & 22, 2020 - 10:00 am to 4:00 pm, Great Train Show, Alameda County Fairgrounds 4501 Pleasanton Avenue, Pleasanton, CA . 🚂



Daylight Observation
1644 E. Goshen Ave.
Fresno, CA 93720-2756

Return Postage Guaranteed
Address Correction Requested