


The Daylight Observation



THE OFFICIAL PUBLICATION OF THE DAYLIGHT DIVISION

Volume 15; Issue 3

3rd Quarter, 2001

Next Daylight Meet In Clovis, August 11th 5 Layouts Open For Tours Along With 2 Train Shops

The Daylight Division's quarterly meet return to Clovis, Saturday, August 11th. Mel Norwood and the gang from Clovis have planned an exciting meet with 5 layout tours and a tree making clinic. And if that wasn't enough, you have two fine model railroad shops to visit when you're through with the layout tours!

The meet is being held at Mel Norwood's home, located at 10105 East Bullard Ave, in Clovis (see map on page 9). The meet will begin with meet sign up and contest entries (don't forget to bring your favorite model for the contest!) at 10:00 AM. At 11:00 AM, Chet Sidle and Mel Norwood will present a clinic demonstrating the different type of trees that can be made using Nandina "Heavenly Bamboo". Immediately following the clinic, the business meeting will be held, and it will be closed out by having the White Elephant Auction (don't forget to bring those items for the White Elephant Auction!).

Mel Norwood's home layout, the Grand Canyon & Central Arizona Lines, will be on display before and after the meet, and Mel has graciously allowed us to operate on his layout. This 14' X 40' HO layout depicts the Santa Fe mainline running from Needles, California to Williams, Arizona, during the steam to diesel transition era, and also includes the branch line to the Grand Canyon. The layout is complete with animation which simulates sunrise and sunset, along with a thunder and lightening storm, while being serenaded to the "Grand Canyon Suite"! Mel has recently converted the layout to Digitrax's DCC system, so we'll be sure to see a lot of railroad action on Mel's layout.

After leaving Mel's layout, you have plenty of things to do. The Fresno Model Railroad Club's Manchester layout, both in HO and N scales, is a real crowd pleaser and is located at the Northeast corner of

Shields and Blackstone.

Marlin Costello's home layout, the "Goshen Goose Chase", is housed in a 40' X 40' building. This layout features steel benchwork and is in the construction stage and partially operational with DCC computer controlled turnouts. The Walong loop and Caliente have track installed. Marlin's layout is located at 1125 East Holland, in Fresno.

Jim Neil's Santa Fe Los Angeles and Mojave Divisions are housed in a separate building. The layout is point-to-point with walk around DCC control. Great scenery makes you feel like you are there.

The Fresno Model Railroad Club's Selma layout features railroads through the San Joaquin Valley and is located in an old railroad passenger station in Pioneer Village at Highland Ave. and Art Gonzales Parkway in Selma.

Fresno also is the home of two great model train shops. The Fresno Model Railroad Shop, located at 744 "P" St., Fresno, is the most complete shop in the central valley, featuring all gauges and accessories. Two completed and operating layouts with DCC control are on display—the North West Pacific HO layout and Tom Vamgilder's HOn3. The shop is a stone throw's distance from the Fresno Amtrak station, and you're probably guaranteed some prototype action by just sticking your head out the back door of the shop.

The second model train shop, Tom's Train's, is a quaint train shop that is located in Fresno's Tower District, with it's many good restaurants. The shop has many different items and things to poke around in. Tom's Trains is located at 1476 North Van Ness Ave.

To get to the location of the Daylight Division Meet, Mel Norwood's home, please follow the listed

(Continued on page 2)


(Continued from page 1)

directions.

- ◆ If you are coming from the north of Fresno, by taking Highway 99, exit Highway 99 via the ramp with the sign reading “Herndon” and go southeast for ½ mile. Continue on North Golden State Blvd and go southeast for 0.4 miles. Turn left on West Herndon Ave. and go east for 7 miles where West Herndon Ave turns into East Herndon Ave. Continue east for 10 more miles. Turn right onto North McCall Ave. and go south for 1 mile. Turn left on East Bullard Ave and go east for approximately 400 feet and 10105 East Bullard will be on your right.
- ◆ If you are traveling from the south of Fresno on Highway 99, take the Manning Ave. off ramp, which is just north of Selma. Turn right onto East Manning Ave. and go east for 3.7 miles. Turn left on South McCall Ave and go north for 15 miles. Turn right on East Bullard Ave and go east for approximately 400 feet and 10105 East Bullard will be on your right.
- ◆ If you traveling from the coastal area of the Daylight Division, take Highway 41 into Fresno. In Fresno, as you are still on Highway 41, continue on ramp at sign reading “CA-180 East to King Canyon” and go northeast for ½ mile. Continue on CA-180, Sequoia-Kings Canyon Freeway and go east for 0.6 miles. Exit CA-180, Sequoia-Kings Canyon Freeway via ramp at sign reading “CA-168 East to Clovis/Huntington Lake” and go east for 0.7 miles. Continue on CA-168, Sierra Freeway and go northeast for 6 miles. Exit CA-168, Sierra Freeway via ramp at sign reading “Herndon Ave.” and go northeast for 0.2 miles. Turn right on East Herndon Ave and go east for 5 miles. Turn right on North McCall Ave and go south for 1 mile. Turn left on East Bullard Ave and go east for approximately 400 feet and 10105 East Bullard will be on your right.

For out of town visitors who may want to spend the night, hotel accommodations are available at the Clovis Cole Hotel in Old Town Clovis. The phone number for the hotel is (559) 299-1547

For any of you who may be traveling in an R.V. over night, parking is available at the meeting site. Please contact Mel Norwood for details or any other questions for getting to the meet. His phone number is (559) 299-2794.

Maps for layout tours will be made available at the conclusion of the business meeting. 



Danny Seames, of Bakersfield, is doing the switching duties at Needles, on Mel Norwood’s Grand Canyon & Central Arizona Lines Railroad.



Same scene as above looking over the operator’s shoulder. Note the plane in the center top of photo.

**Change Of Address Form
Please Mail To:**

PCR Member Services
C/O Bob Ferguson
530 Fig Tree Lane
Martinez, CA 94553

NAME _____

PCR# _____

ADDRESS _____

CITY _____

STATE _____ ZIP _____

LAS VEGAS LIMITED CONVENTION 2001 NEWS AND HIGHLIGHTS

By Jan Wescott – PSR Convention Co-Chair

Email: Rwesc92415@aol.com

The final signal is sounding for the Las Vegas Limited Convention train. I do hope you can join us for this exciting event on September 12-16. We'd love to have you aboard.

As we speed down the tracks there's some changes and updates and I'll try to incorporate most of them in this issue.

Convention Website: The correct URL for our convention is www.dickg.com/~dickg/nmra/psr/2001conv.html. I apologize for any inconvenience caused by ISPs merging and un-merging.

H o t e l Accommodations:

The special price room block at Palace Station (Convention Headquarters) will be going away mid-August. As of this writing, there are a few rooms available. Call toll free (800) 634-3101 and state you are attending the "PSR Model Railroad Convention."

Registration and Extra Fare: Our Convention Registrar, Chuck Nauman, will send a complete Extra Fare Items packet upon receiving your registration.

Please feel free to contact him at (702) 645-7158 or Email: ChuckN37@aol.com

Clinics: Highlighting our cast of clinicians will be Andy Sperandio, editor of Model Railroader magazine and Allen Pollock, president of the NMRA. ANDY will present "Cajon Pass in HO Scale, a Layout Design Based on Prototype". Andy's slide talk will explain his plans to model the Santa Fe's line over Cajon Pass during 1947. He says the 4-8-4s and 2-10-2s were making their last stands as new diesels took over the passenger trains and the WWII FTs ruled the principal freights. This was a very colorful time on a dramatic piece of railroad.

ALLEN offers convention attendees an opportunity to "Meet the President". Change is a common

denominator of life and impacts everyone and everything. Come meet the President, discuss the impact of change and how the NMRA plans to meet the challenge, its focus and direction.


Model Railroad Show. The Trade and Train show will be open to the public on Friday, Sept. 14th from 3 PM to 8 PM and again on Saturday, Sept. 15 from 10 AM to 6 PM. Gate admission is \$5, kids 6-12 years of age \$2, and under 6 years free. If you can't make it to the convention, drive on down for the day and see the show. It promises to be a good one.

For the Train Show we will have five modular groups—2 local groups and 3 from out of town. Together they will have trains running in HO, On30, and N Scale. In addition, there will be 2 outstanding displays for your viewing pleasure. Both of these displays are by PSR hobby craftsmen well known for their superb techniques and detail. One display is a complete operating layout in O gauge, scratch built scenery built on a 4x8 module. There will even be an 18" F unit

on display.

The Trade Show will offer many bargains for hobbyists and to date we have over 60 tables filled by vendors.

Railettes. Not to be forgotten is the ladies at the convention. A carload of activities has been planned offering them choices of tours, a Sequins clinic, Art/Crafts session, Bingo and lots of prizes for their events. The "Non Rail" registration includes a luncheon. We hope all the ladies will accompany their "Rail" mates and join the fun of this convention.

We extend our heartfelt appreciation to the Daylight Division for all of its support and look forward to meeting some of you at our convention in September. 



LADIES WELCOME AT PSR CONVENTION 2001

Ladies, plan now to join your "Rail" at the Las Vegas Limited Convention 2001! Much has been planned to make you feel welcome, to have fun, to enjoy and to take home some fond memories. You will be welcomed into a circle of friendship by two of the very best




PSR Railettes in Marie Lee and Dee Tucker. Both Marie and Dee are truly wonderful ladies and very good at what they do.

Dee is very creative and has planned a wide range of Art/Crafts activities. All materials are supplied at no charge. Dee believes everyone can do her arts/crafts and ensures there will be something for everyone. Some items include making angels with potpourri out of salt/pepper shakers, magnets, ornaments, etc. She is also planning to present a Sequins application clinic and ask all ladies wishing to participate in this clinic to bring a white tee shirt or sweatshirt. Some of her patterns for this clinic is gorgeous while others are humorously funny such as "My husband is a Train Nut", etc.

Marie is our guru on fun events and has gathered lots of prizes to be given out. Some of the events planned is a Cookie Exchange Contest (ladies, bring a batch of cookies and recipe); a Baby Picture Contest (bring a baby picture) the prize is a beautiful hand made crochet bed doll for the picture that is voted "Most Beautiful Baby". The popular Bingo with white elephant prizes is also scheduled.

The "Non Rail" registration for the ladies include the Railette luncheon (more prizes). Marie wants to ensure everyone takes home a souvenir for this event and has been busy making table favors.

There are two tours planned for the ladies. One is a tour to the Ethel M Chocolate factory and the famed Liberace museum and the other is a shopping tour to the Beltz Factory Mall with over 155 stores.

Yes, we have a carload of activities planned for the "Railettes" because we feel the ladies are the "railroad tie" to family harmony. Ladies! Don't be left at the home station, come to Las Vegas and join the fun! And, don't forget the magical lady luck may smile upon you during your visit here. 

Scenes From Around The Daylight Division



Some switching action in Visalia being completed by 3 units of the San Joaquin Valley Railroad. *Photo by Brewster Bird.*



BNSF's train wreck just south of Corcoran that occurred in February. *Photo by Doug Wagner.*



Looking for ideas for flatcar loads? This road grader sits on a flat car on a siding in Fresno. *Photo by Michael Mosher.*



"LAS VEGAS LIMITED" 2001 CONVENTION

Presented by the Cajon Division, Pacific Southwest Region,
National Model Railroad Association
September 12 - 16, 2001 - Las Vegas, NV

Name _____ Phone () _____ - _____
 Address _____ NMRA# _____ PSR# _____
 City, State _____ Zip _____ Primary Scale _____

Please indicate how you want each First and Last name to appear on your name badges on line below:

Fares:

Adult Rails**	No. _____	@ \$65.00	_____
Non Rails	No. _____	@ \$45.00	_____
Youth (6 through 20 years)	No. _____	@ \$35.00	_____
Single Day (Which? Th Fr Sa)	No. _____	@ \$25.00	_____
NMRA Membership	No. _____	@ \$34.00	_____

** You must be an NMRA member to attend. Non Rails need not be a member when accompanied by an NMRA member.

Subtotal from "Extra Fare Form" \$ _____
Total Amount Due \$ _____

Cancellation Policy: Full refund, minus \$5.00 fee, available when requested in writing up to 30 days prior to the convention.

Make checks or money orders (U.S. Funds, no credit cards) payable to:
"Las Vegas Limited"

Send completed form and funds to:
Charles Nauman, PSR Convention 2001 Registrar
4722 Blue Mesa Way, Las Vegas, NV 89129-2225

If you have questions, contact Charles Nauman at ChuckN37@aol.com

The convention hotel is the **Palace Station Hotel & Casino**. Contact the hotel at (800) 634-3101 to make room reservations and identify that you are attending **"PSR/Model Railroad Convention"** to receive special rates.

"LAS VEGAS LIMITED" 2001 CONVENTION - Extra Fare Form

	Quantity	Cost	Total
<u>MERCHANDISE</u>			
HO SCALE - 40' Box Car	_____	@ \$ 12.00	_____
N SCALE - (2) 40' Containers (2 for 1 price)	_____	@ \$ 11.00	_____
CONVENTION PIN	_____	@ \$ 5.00	_____
CONVENTION PATCH	_____	@ \$ 6.00	_____
CONVENTION CAP	_____	@ \$ 10.00	_____
CONVENTION MUG (set of 4 for \$25)	_____	@ \$ 7.00	_____
CONV. T-SHIRT (Write QTY-SIZE)	_____	@ \$ 12.00	_____
GOLF STYLE SHIRT (Write QTY-SIZE)	_____	@ \$ 20.00	_____

<u>TOURS</u>			
Tour #111 - CITY LIGHTS (Wednesday, 9/12 - 6:00 PM to Midnight)	_____	@ \$ 20.00	_____
Tour #112 - LAKE MEAD CRUISE (Thursday - 9/13 - 8:30 AM to 12:30 PM)	_____	@ \$ 35.00	_____
Tour #113 - HOOVER DAM (Thursday - 9/13 - 8:00 AM to 12 Noon)	_____	@ \$ 40.00	_____
Tour #114 - THU. LAYOUT TOUR (Thursday - 9/13 - 5:30 to 9:30 PM)	_____	@ \$ 15.00	_____
Tour #115 - AN AFT. ESCAPEDE (Thursday - 9/13 - 1:00 PM to 5:00 PM)	_____	@ \$ 20.00	_____
Tour #117 - TIMET/HERITAGE TOUR (Friday - 9/14 - 8:00 AM to 1:00 PM)	_____	@ \$ 20.00	_____
Tour #118 - WINERY/LUNCH TOUR (Friday - 9/14 - 9:30 AM to 2:30 PM)	_____	@ \$ 35.00	_____
Tour #119 - SAT. LAYOUT TOUR (Saturday - 9/15 - 8:30 AM to 12:30 PM)	_____	@ \$ 15.00	_____
Tour #120 - SHOPPER'S DELIGHT (Saturday - 9/15 - 1:30 PM to 4:30 PM)	_____	@ \$ 15.00	_____
Tour #125 - NV STATE RR MUSEUM (Saturday - 9/15 - 8:30 AM to 12:30 PM)	_____	@ \$ 20.00	_____

<u>DINING CAR</u>			
HOBO Breakfast - Saturday - 7:00 AM	_____	@ \$ 12.00	_____
Awards Banquet - Saturday - 7:30 PM	_____	@ \$ 30.00	_____
Chicken Oscar	_____		
Roast Beef	_____		
(Please transfer subtotal to Registration Form)		Subtotal	_____

If Railette: (Please indicate your attendance)
 Railette Luncheon - Saturday 11:30 AM _____ YES _____ NO
 Would you be interested in volunteering while at the Convention? _____ YES _____ NO
 Would you be willing to give a clinic? _____ YES _____ NO
 (If YES, please contact the Convention Chairman - see below.)


Name _____ Make checks or money orders (U.S. Funds, no credit cards) payable to: "Las Vegas Limited"
 Address _____
 City, State _____ Zip _____ Send completed form and funds to:
 Charles Nauman, PSR Convention 2001 Registrar
 4722 Blue Mesa Way, Las Vegas, NV 89129-2225

Convention Chairman: Edwin Hall, MMR (702) 564-6176 - Email: Ehall@softcom.net
Convention Registrar: Charles Nauman (702) 645-7158 - Email: ChuckN37@aol.com

Gold Discovered in Bakersfield

by Fred Schild,
Golden Empire Model Railroad Club, Bakersfield

My mother rediscovered 4 prints on Sunday 15-October-2000, that I have been wondering if they even existed for many years. I thought that any pictures of my backyard railroad would have to be a sketch from my memory. I was so happy to see the two pictures of

it and the others of an outing with my dad to the live steamers in Griffith Park Los Angeles. All right the gold found was not that funny yellow stuff, but these pictures mean a lot to me. Article and more pictures continues on page 8. 




The first picture is the loading area for the live steamers. The engines are real steam engines and pull a heavy load of kids and a few adults. One of the adults in the picture (I think he was one of the guys with the a cap) built from scratch that big steam engine that the kid is getting to run. I remember my dad following the builder/owner down to the loading pit to ask him about it. My dad asked "Building that engine from scratch sure would take a lot of time, what does your wife think about it?". The builder/owner quickly said "Well she did get upset and gave me an ultimatum, she said it was either her or the engine. I told her it had been nice knowing her."



The second picture of the Live Steamers outing shows that when I got interested in trains, I was small enough to easily fit on one of the tiny trains.

The next picture is of my cousin Kathleen riding the hand car of my train with her dog "Tammy". The track was a simple loop with a hand powered car, but it was my train set.

After mom handed me the pictures, I asked how we got the train set. Apparently my mom was chatting with one of the neighbors on our street, and heard a house wife complaining about having to pack everything up to move and not knowing what to do with that train thing in the back yard. After hearing this mom asked my dad if he was interested. He wasted no time getting the set moved over to our back yard. The track is really rather simple, it was just simple flat iron straps, no flanges. The track was secured to the ties with tight fitting groves cut into the ties. The deep cuts necessitated replacing several ties as they easily broke. I remember that my dad cut his thumb badly when he tried to cut a long piece of stock without a brace. The train set was given away to another family when I grew older. And my club house was built on its site by my grandfather, but that's another story. 




The last picture shows the hand car by it self at the edge of the trestle. We lived on a hill, so my dad built a trestle to add a little excitement to the loop.

A Message From The Editor

In an attempt to make *The Observation* more enjoyable for you to read, I am going to start including photos and other graphics into the newsletter. But to have this done at Kinko's or any other professional copying place would be too expensive. Terry Taylor, of San Luis Obispo, and is editor of the San Luis Obispo Model Railroad Club's newsletter, suggested that I do what he does—print it off at home. It's less expensive than taking just a newsletter with text down to Kinko's to have copied, and you can even include photos to boot! So this is my first attempt at printing off the newsletter at home with pictures.

Another advantage to this type of publishing finally allows us to include pictures from our members. So if any of you have a photo that is one of the computer generated formats, i.e., jpeg, bitmap, tiff, gif, please e-mail them to Doug Wagner at carldw@aol.com to be included in the *Observation*. If you are unable to send me any photos in computer graphic format, I have a scanner at home that allows me to scan regular photos into computer graphic format. I'll return the photos to you by regular mail at my expense, if you send me a photo. If you do send me a photo, please tell me what the photo is about, where it was taken and who took the photo.

If you have any questions or comment about this, please give me a call at (661) 589-0391 or e-mail me at carldw@aol.com.

Hope to have plenty of photos from you folks for the readers to enjoy. Thank you! 

COMING DOWN THE LINE



August

7—GEMRC HO Operating Session, GEMRC Clubhouse, Bakersfield, 7:00 PM.

9—GEMRC N scale Operating Session, GEMRC Clubhouse, Bakersfield, 7:00 PM.

11—Daylight Division meet, Clovis.

14—GEMRC N scale Operating Session, GEMRC Clubhouse, Bakersfield, 7:00 PM.

September

11—GEMRC HO Operating Session, GEMRC Clubhouse, Bakersfield, 7:00 PM.

12-16—2001 Pacific Southwest Region Convention, the Las Vegas Limited, in Las Vegas.

13—GEMRC N scale Operating Session, GEMRC Clubhouse, Bakersfield, 7:00 PM.

29 & 30—San Joaquin Model Railroad Club's annual model train show, Tulare.

October

19-21—San Luis Obispo Model Railroad Club's Operating Session, SLO Vet's Hall.

November

3 or 17—Daylight Division Meet, Merced. Date to be confirmed.

10 & 11—Winter Railfair, Roseville.



Director's report for August-November 2001

Howdy from the Central Valley. We have been busy with a new job (working at a hobby shop!) to attending conventions (not the National this year) although I am going to the Boy Scout National Jamboree as a Railroad Merit Badge Counselor and hang out with folks from Digitrax and other manufacturers. We had some serious business at the Regional Convention, among other things: dues limits, membership retention and benefits, single point dues collection (we already have that at Membership services at BobPCRCO@aol.com), budget concerns, Executive Director job requirements for National, non-rail activities chair, and fun.

Fun

First, the fun part, the regional Convention was awesome. Even though I did not take part in the layout tours this time, I had the good fortune to attend layout tours during October 2000 meet where the SLO operating group showed off their talents and modeling skills. The railroad juggler during the train show was a lot of fun as were the operating layouts exhibited during the weekend. We sat through the Disney clinic at the end of the convention and Author Michael Broggie treated us to an insider's view of the Disney Enterprise. The membership committee outdid itself this time as we garnered 17 new members and lost none!

Shasta Daylight 2002

Norm Morris and I had a conversation or two on things not rail related, but on things rail related, we discussed concerns over the 2002 convention in Redding. If you haven't been to Redding, it is a neat town to explore. Getting there is half the fun. North of Sacramento the scenery is expansive and vast, excellent photo opportunities for rails and non-rails alike, and once in Redding, the layouts are a treat and the full size model of the UP is fun to watch. The convention digs are modern and luxurious and are atop one of the taller hills that help make up Redding. The Shasta Daylight is accepting reservations now and departs at the end of April 2002.

Serious Stuff

On to Serious notes: there was a dues petition passed at Convention concerning National's attempts to raise dues to over \$40.00 at the national level. Some of the membership feels that if the dues are raised that programs once considered sacred need to be looked at and looked at hard. Library, Museum, location of national offices, need for centralized offices, size of the board of directors (now 9 plus adjuncts), loss at last national convention, mismanagement of office and budget, nearly ad infinitum. Much of the concern was raised to Ray deBlieck, our National rep on the Board of Trustees, who, by the time anyone reads this, will have hashed out some of the concerns expressed in the petition. We will do our best to let the Daylight Division membership know what's happening when the dust settles. You may correspond with me at WBirdMEC@aol.com anytime concerning these and other rail-related issues. Something for the newer member: please let us know exactly what you receive for becoming a member and how long it takes for any of the benefits to start to show up.

More Fun Stuff

Sally, Peter, and James Bird were selected by the non-rail chair Mary Moore-Campagna to come up with ways of making a blackout bingo. Peter and James took part in the switching contest, as did Anna Deis, and all did fairly well and had fun. If you have youngsters in your life, let them take part in the switching contest. It is a lot like chess. One difference, though, you cannot lose at the switching contest.

Let us keep this a fun hobby! Let me know what you think. No Blue Flags here!

In Service,
Brewster Bird
Director,
Daylight Division

You Can Now Receive The Observation Via The Internet

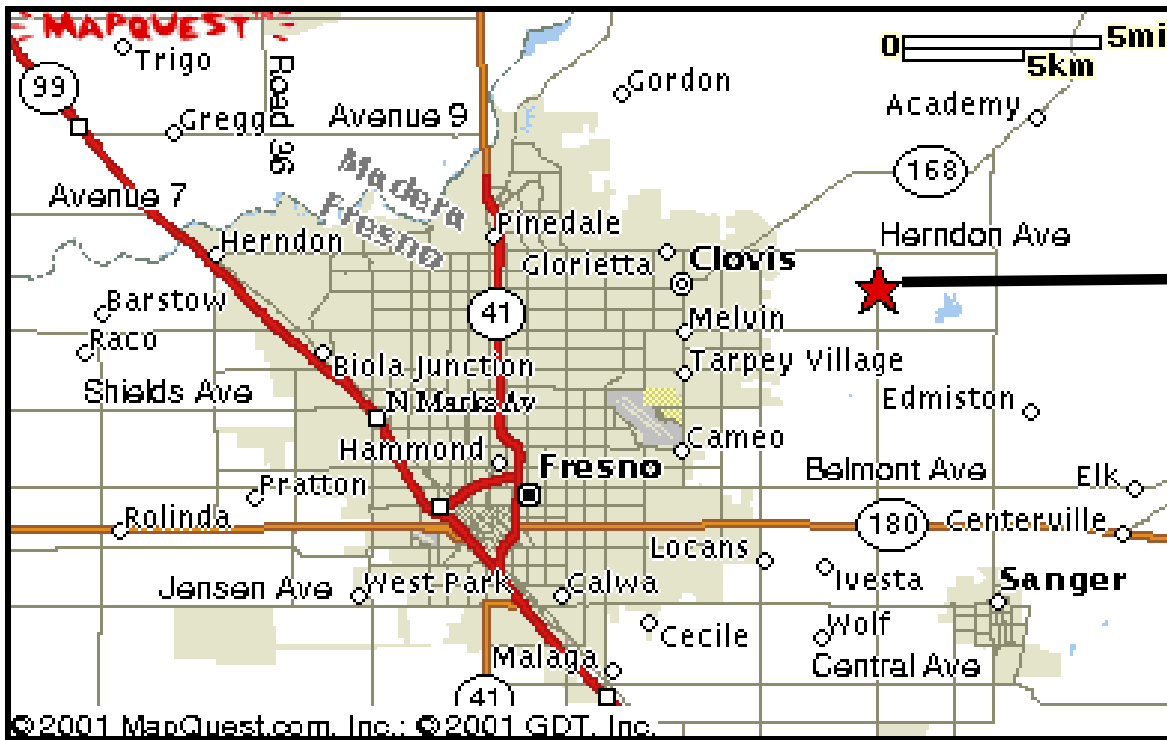
If you are connected to the internet, you can help the Daylight Division save money and receive the Observation about a week earlier than through regular postal delivery. Here are the advantages of receiving the Observation through the internet:

- 1) Fast sure delivery that is way ahead of a postal copy .**
- 2) Copy is not routinely damaged in the mail. Also no folds, no staple, etc.**
- 3) You can copy words from a PDF file into some other program (wish I knew how to copy graphics) .**
- 4) You can catalog a PDF file with some software programs so have an index (try google and you will see SLO Trains as an on line reference when you do a search for subjects that have appeared in SLO Trains - that was a surprise to me when I started seeing SLO Trains come back to be as available on line resources) .**
- 5) If you like an article (or the whole newsletter) you can send a copy to a friend and still have the original.**
- 6) You do not have to print the issue if you do not want and you choose what type of paper to print on.**
- 7) A PDF file can be magnified many times to permit easier reading. Ditto for making out details in photographs.**
- 8) Oh by the way, it will also save your organization time and money.**

All you need to view the newsletter over the internet is Acrobat Reader, and it is available free through several web sites on the internet. If you would like to receive the Observation through internet delivery, or have any questions about it, please contact by e-mail at carldw@aol.com, or by phone at (661) 589-0391. Thank you for your consideration.

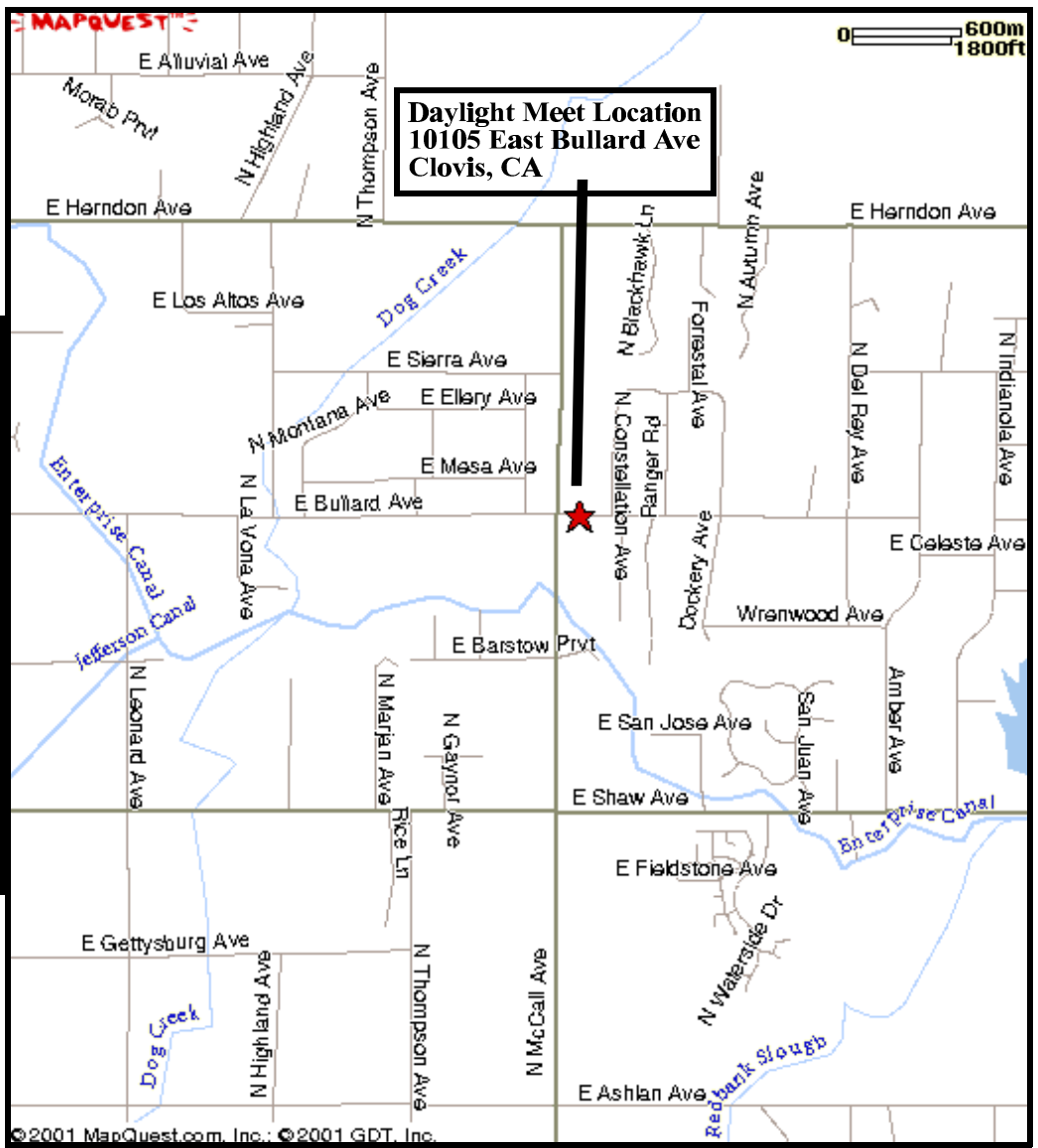
Doug Wagner,

**Editor,
Observation Newsletter**



Daylight Meet Location
10105 East Bullard Ave
Clovis, CA

This map shows the meet location in relation to the Fresno vicinity.



This is a closer detailed map of the meet location. However, if you get lost or need further information to arrive at the meet, contact Mel Norwood at (559) 299-2794.

Daylight Division Staff

SUPERINTENDENT

Bob Randall
212 "B" Street
Bakersfield, CA 93301
(661) 859-0636
E-mail: DaylightBR2@cs.com

MEMBERSHIP

None

ACHIEVEMENT PROGRAM

None

CHIEF CLERK/PAYMASTER

Doug Wagner
4008 Tierra Blanca Ave.
Bakersfield, CA 93312
(661) 589-0391
E-mail: carldw@aol.com

INDUSTRY LIAISON

None

CLINICS

Paul G. Deis
1958 Los Osos Valley Road
Los Osos, CA 93402-3408
E-mail: curlyp@best1.net

MEMBER AID

Bob Pethoud
60 Varitikan
Fresno, CA 93704
(209) 438-7705

DIRECTOR

Brewster Bird
1122 West Princeton
Visalia, CA 93277
(559) 732-6096
E-mail: wbirdmec@aol.com

PARLIAMENTARIAN


Brewster Bird
1122 West Princeton
Visalia, CA 93277
(559) 732-6096
E-mail: wbirdmec@aol.com

OBSERVATION EDITOR

Doug Wagner
4008 Tierra Blanca Ave.
Bakersfield, CA 93312
(661) 589-0391
E-mail: carldw@aol.com

CONTESTS

Bill Scott
341 Evergreen
Clovis, CA 93612
(209) 298-7715
E-mail: vallyflyer@aol.com



Daylight Observation
14008 Tierra Blanca Ave.
Bakersfield, Calif. 93312