



The Daylight Observation

Official Publication of the
Daylight Division, PCR / NMRA
Volume 35, Issue 4
Oct-Nov-Dec 2021

Daylight Division Meet

by Chuck Harmon, Daylight Observation Editor

August 26, 2021 on Zoom

Daylight Division Superintendent Mike O'Brien called the meeting to order on Zoom at 7:00 PM, August 26, 2021.

The first order of business was the Director's report, given by Ed Merrin, Daylight Division Director. The PCR Board of Directors met in April, 2021. PCR President Chris Palermo has moved to Austin, Texas. Frank Markovich, MMR was appointed and later elected PCR President. Chip Meriam has taken the Vice-President's position. Bob Osborn is Treasurer, Mike O'Dorney is Secretary and Mark Pogendorf is storekeeper.

Daylight Secretary Doug Wagner reported we have 100 members.

Member Aid chairman Robert Pethoud is soliciting questions from members. He is available to help with finding answers.

Chief Clerk / Paymaster Milton SanSoucie reported the Division is owed \$1000 in convention refunds. He also reported that he is in the process of moving the bank account to a branch in Bakersfield.

AP chairman Dave Grenier reported that Steve Lowe has earned his Golden Spike award. Congratulations Steve! Paul Deis is reportedly working on getting AP certificates toward his MMR.

The next business meeting will be at 7:00 PM, November 18 on Zoom. A \$100.00 gift card from Central Coast Trains will be given away.

The business meeting was adjourned at 7:28 PM.

Robert Pethoud presented a mini-clinic on scratch-building a loading platform. He showed a photo of the prototype at Great Falls, Montana, then described how he built the model.

Joe Humphries presented a clinic on powering outdoor layouts and how to start a layout, both indoors and outdoors.

The Central Coast Railroad Festival is set for October 1st through 3rd. For details go to <https://CCRRF.com/>.

A \$25.00 gift card to Central Coast Trains was won by Matthew Metoyer. 🚂

Contents

Daylight Meet Report	1
Daylight Super Report	2
Call Board	2
Members by County	3
Membership Gauge	4
Member Aid	5
Achievement Program	6
Welcome Aboard	7
Membership Report	7
Observation Schedule	8
Central Coast RR	
Festival	8
Daylight Calendar	9



Director

Ed Merrin
(707) 542-3620
edmerrin@comcast.net

Superintendent

Mike O'Brien
(661) 654-0748
obsmobile2002@yahoo.com

Chief Clerk / Paymaster

Milton SanSoucie
(714) 271-6713
miltonss@sbcglobal.net

Observation Editor

Chuck Harmon, MMR
Phone (559) 299-4385
harmonsta@yahoo.com

Clinics

Doug Wagner
(661) 589-0391
carldw@aol.com

Contest

Chuck Harmon, MMR
(559) 299-4385
harmonsta@yahoo.com

Achievement Program and Webmaster

Dave Grenier
(408) 431-8989
grenida@pacbell.net

Industry Liaison

Mike O'Brien
(661) 654-0748
obsmobile2002@yahoo.com

Member Aid

Robert Pethoud
(559) 438-7705
pethoud@comcast.net

Membership

Doug Wagner
(661) 589-0391
carldw@aol.com

From the Superintendent

by Mike O'Brien, Daylight Division Superintendent



Hello everyone. Well, one more quarter gone by and one to go. We tried something new to the ZOOM format by having a \$25 gift certificate from Central Coast Trains given away at the end of the meeting. Thanks Anita, we appreciate your support. I want to congratulate Matthew Metoyer, of Santa Maria, for being the lucky winner of our first gift certificate given out. It seems to have worked. The meeting was one of our best as far as attendance goes: 25 attendees. So there is some truth to the

saying "everyone has a price". All kidding aside, thanks to all that showed up and participated. Just to give a heads up, the next meeting on November 18th there a \$100 gift certificate given out. So, I would hope we get a similar response and at least double the attendance.

Continuing, we have two new members: Alan Rogers, of Bakersfield, and James Theis, of Woodlake. Welcome them aboard. Also a big thanks goes out to Joe Heumphreus of Santa Barbara and Robert Pethoud of Fresno, for their presentations at the August 26th Daylight ZOOM meeting. Bob Pethoud made a comment in his recent presentation about clinics and how easy they are to do: they don't need to be lengthy – 10 to 15 minutes is ok. Basically, anything train related can be presented. Something you're working on or have worked on. Maybe you have a shortcut to a task when working on your trains. Maybe you found a new tool that you think might help out in the process of constructing a project. You want to share your layout? Make a short video (15 to 20 minutes is about right) about it with your camera highlighting the things you have accomplished. It doesn't matter if it's in mid construction or in its final form. Share your efforts and remember that your effort is also usable in the AP part of the NMRA for points.

If you have any questions concerning your NMRA or Daylight membership, or to volunteer to give a presentation or clinic contact Doug Wagner. (See Call Board at left for info.).

Now for my main concern: we need members to get more involved. We are a group of mostly middle aged, semi to fully retired adults. We have people with a very diverse assemblage of knowledge and experience. We need to take advantage of this treasure trove of experience and have more members step up and get involved. Currently we have multiple positions being held by one member, along with the same members rotating positions when the terms are up. We need new members in these positions. If you think you can contribute to the cause then stand up and volunteer to be in

Continued on Page 3

Superintendent (Cont.)

charge. The Division needs more members giving input to keep it running. As an example, we just recently presented a convention which was designed to be the typical person-to-person type of convention. We planned and planned but the COVID-19 monster reared its ugly head and sent everything flying in different directions. Members stepped up and pulled together deciding to change in mid-stream to a virtual style convention. We ended up having one of the most successful conventions of all time. We set precedents and benchmarks to presenting a virtual meeting and fulfilled our commitment to presenting a convention. We need more of this collaboration of members to get involved in running the Division and keeping it in the forefront. We need members

to bring in the younger generation to the hobby. Explain to them all the diversity that is in the hobby, like Electronics, woodworking, computers, artwork, city planning, project planning, model making, scratch building, volunteering, etc. etc. I could go on and on. We need to get the young ones in and involved also..

We are in the planning stages for next year. Hopefully we will be able to go to a hybrid style of meetings. We need new clinics and short presentations to include in our upcoming meeting schedule. So if you have something you want to present let us know.

With all that being said, I would once again thank everyone for their efforts in making this a great Division. Remember, November 18th and the big \$100 gift certificate. Until next time. 🚂

From Your Director

by Ed Merrin, Director, Daylight Division

Greetings from the far North!

Since our last edition of the Observation we have stormed through “Rails by the Bay,” the all online NMRA National put on by the PCR with significant



contributions from our Daylight Division. That went off well enough that the next issue of the NMRA magazine carried extensive coverage of it, including feedback from members.

To be quite frank, I don't know how many Regions have the resources in house to pull something like that off without significant help, but it was impressive and something to be proud of.

The other thing that has happened is an extensive change in leadership within the PCR. With one fell swoop, the resignation of PCR President Chris

Palermo led to a new PCR President (Frank Markovich, former Vice President), a new PCR Vice President (Chip Miriam, former PCR Secretary) and PCR Secretary (Mike O'Dorney). The only office that wasn't hit was Treasurer (Bob Osborn continues his excellent work there).

What has been remarkable about this is that the Region has rolled along during unusual and challenging times without skipping a beat, despite this reshuffling of faces. I attribute that to two things: the dedication and abilities of the folks running the Region, both the old ones and the new, and the wisdom of mysterious forgotten leaders who wrote a clear succession plan into the Manual of Operations to cover circumstances just like this. It also helped that everyone knew this was coming, so things had been thought out ahead of time (I presume!).

So what's this got to do with Daylight Division?

Well, for one thing, none of these Regional office holders are from Daylight. We do have a few folks in appointed roles (John Houlihan, Audit Committee; Doug Wagner, Membership Department Manager; Dave Grenier, Webmaster) and they should be given generous thanks for their essential

Continued on Page 4

Daylight Membership by County

County	# Members
San Luis Obispo	25
Kern	21
Fresno	20
Santa Barbara	15
Tulare	10
Merced	3
Mariposa	2
Total Members	96

From Your Director (Cont.)

contributions. There are a few Daylight members participating in Division activities, but as you recall we were unable to find a candidate to run for my office (Division Director) and we were rescued by Mike O'Brien from having to roll on without a Superintendent.

So what's causing the problem? It's not numbers – RED is about the same size as Daylight, and Sierra isn't much bigger. Perhaps it's the intimidation of being thrust into a new role for which you have no training? Well, rest easy on that. Most of the people I mentioned earlier are not long time pros at governing model railroad organizations. We all learned on the fly, aided by written instructions left behind by our predecessors.

What about the time commitment?

Well, that varies. I would venture to say that the PCR President, PCR Treasurer and Secretary, and Division Superintendent are probably the most time intensive jobs. But in

general, there are particular things to do at defined times and the rest of the time it's quiet. Being on a convention committee for two years is much, much, harder.

What about travel? There indeed it once was necessary to travel long distances to things such as Board Meetings, or to confer somewhere about something or other. But things have been changing. I would stick my neck out and predict that in-person Board Meetings will come to be limited to those held at conventions. The rest will be done by Zoom or whatever platform is the going thing at the time. Hey, how do you think international corporations function?

So now that I've hopefully dealt with those particular objections to serve, what's left to stop you all?

Perhaps you would just rather not be that involved. You enjoy belonging to NMRA because of some of the benefits, but perhaps the only activity beyond your own projects would be getting together occasionally with a few friends or as part of a club. Or perhaps you belong to other rail oriented groups as well and there is only so much time to go around.

Maybe those types of things keep you from stepping up and there isn't a compelling reason for you to change course and reorder priorities. But let me ask you to think this over – if we members don't pitch in, what will ultimately happen to NMRA, PCR, Daylight, and so on? Consider what it would be like if these cherished (at least I hope) institutions were to fade away from lack of support? What

effect would that have on your hobby activities? How much would it matter to you?

If I managed to shake anything loose, get in touch with your Superintendent (Mike O'Brien) or your Division Director (me) to find out what you can do. We can be reached by consulting the PCR website.

Meanwhile, everyone have a good and healthy last quarter of a most eventful year! 🚂

**The Daylight Observation
The Official Publication of the
Daylight Division,
PCR/NMRA
Volume 35, Issue 4
4th Quarter, 2021**

The Daylight Observation is published quarterly to inform members of division activities and to provide educational articles for the advancement of railroad history and the art and science of model railroading. It is distributed to all members of the Division and to officers and newsletter editors of other divisions in the PCR.

Copyright 2021, Daylight Division, Pacific Coast Region, National Model Railroad Association. Permission to reprint is hereby granted to all other affiliates of the NMRA. Others may request permission to reprint from the editor: Chuck Harmon
1644 E. Goshen Ave.
Fresno, CA 93720
Phone (559) 299-4385
e-mail: harmonsta@yahoo.com

Daylight Membership Gauge

August 31, 2020—108
September 30, 2020—106
October 31, 2020—103
November 30, 2020—104
December 31, 2020—105
January 31, 2021—106
February 28, 2021—104
March 31, 2021—103
April 30, 2021—101
May 31, 2021—100
June 30, 2021—98
July 31, 2021—100
August 31, 2021—96

From Coffee Stirrer to Loading Dock

by Robert Pethoud, Member Aid

It feels like a win every time I turn a discard into something useful on my railroad. I use bamboo skewers as uncoupling tools, wooden chopsticks as tree trunks, boba straws as pipes for flatcar loads and ballpoint pen tubes as smokestacks. I've been collecting wooden coffee stirring sticks for years thinking they'd be useful for some project sooner or later. Well, that time has arrived.

Needing a loading dock for the cannery I'm building, I constructed one from a 1/8" dowel, a paint stirring stick from Lowe's (another freebie), and nine coffee stirring sticks. The photo shows the finished dock in place at my unfinished Cascade Canning Co.



planks, each about 4" x 8" in cross section in HO scale.

I used two different stains to color my planks, each starting as a 1 pint bottle of 91% isopropyl alcohol. To one I added 1 tsp of India ink; the other received some brown leather dye. All the planks were dunked once into the black stain. When dry, the planks were divided into five piles: one pile got no more stain; two were dunked into the brown stain; the last two were dunked a second time into the black stain. Finally, one of the black-brown piles got another coat of brown, and one of the black-black piles got a coat of brown.

As the decking planks dried, I began assembling the dock by gluing the

eleven caps to the underside of the stringers. Before attaching the planks to the top, I used a small steel square to draw several lines perpendicular to the length of the stringers to guide me as I placed the planks, ensuring they would all be parallel to one another. Choosing the planks at random from the five piles, I glued them to the stringers, working from one end to the other. As this process proceeded, it became clear that the differences in hue from plank to plank were too stark to suggest an old, weathered wood structure. After the glue set up, that problem was easily solved by applying some Bragdon Enterprises weathering chalks with a stiff brush. This brought the colors closer together.

The last step was to cut, stain and glue 22 short lengths of 1/8" dowel to the underside of the 11 caps. These brought the dock up to the level of the cannery's floor, which matches the floor levels of the boxcars spotted for loading on the cannery spur.

The cost for materials used in this project: about one-third of the cost of a 3-foot-long wood dowel 1/8" in diameter. Time required: a few hours of easy cutting, staining, and gluing. Satisfaction of designing and building a realistic loading dock mostly from throwaway items: priceless. Until next time, you can reach me with or questions at pethoud@comcast.net 🚂



The paint stick became the stringers supporting the deck planks. I shortened the stick to 11" and narrowed it to 15/16" in width, which required removing a 1/8" strip. The 1/8 x 11" strip was cut into 11 pieces, each 1" long, to make the caps for the piles, which were cut from the dowel. The caps and stringers---AKA the abbreviated paint stick---were stained with two coats of black stain, whose

recipe is given below.

The nine coffee sticks became the planks for the deck. I ganged 4 or 5 of them together in a vise and sawed them into one-inch lengths, the width of my loading dock. This gave me 54 planks, each measuring about a scale 4"x 16" in cross section, a little too hefty for believability. One at a time, I clamped each piece in the vise so that the outer edge of the vise's jaws lay on the lengthwise center line of the piece. Then I used a single-edge razor blade in a box cutter to rip the piece in two, using the vise's jaw to guide the cut. This part was all done by eye, no measuring needed. The result was over 100

Achievement Program - Association Official

By Dave Grenier, AP Chairman

In this installment, we will review the requirements for the Association Official certificate. The full requirements for this certificate are available on the NMRA website at <https://www.nmra.org/official>. You can also get a copy of the requirements by contacting me, either by phone, e-mail or letter. Also look at the *Scale Rails*, October 2008 issue, page 10, for additional information.

The Association Official certificate, as its name implies, is to recognize an individual's service as an officer at the national, regional, or divisional level. To qualify for this certificate, you must serve in an office of President, Vice-President, Secretary, Treasurer, or Director, and have completed satisfactory service in one of the following:

At least one year in office at the National level.

At least two years in the office(s) at the Region level, of which one year shall be that of Region President or National Trustee. (The National Trustee position was eliminated in January of 2005 with the new Regulations.)

At least three years in the office(s) as a voting member of a Region Board if other than as Region President or National Trustee.

Division Superintendents /Presidents are eligible for the Association Official certificate on the same basis as any other Region Board member (i.e., 3 years of service required).

In some regions the Region President and the National Trustee were the same person. (The National Trustee position was eliminated in January of 2005.) In this case, that person would get credit for serving in both offices, which would mean that they would only require one year of service.

Sometimes there is a question about whether a particular office qualifies for "Association Official" or "Association Volunteer". In general, the test is: if holding an

office makes you a voting member of the Region (or National) Board of Directors, then it counts toward "Official"; otherwise, it counts toward "Volunteer". The exception is that all Division Superintendents/Presidents are eligible for the Association Official certificate whether they are voting members of a Region Board or not.


However, you may receive "Volunteer" credit for holding an office that would otherwise qualify for "Official" as long as you are not claiming credit for "Official" at the same time. For example, if someone were to serve as a Division Superintendent/President for 5 years, they could use the first three years of their term to qualify for the "Association Official" certificate, and the remaining two years to qualify for 24 months' worth of "Association Volunteer" points.


The final requirement for this certificate is the usual paperwork. You must submit a completed [Statement of Qualifications Form](#) (SOQ), listing the offices you held with the dates served, along with the signature of a qualified witness, usually the Region President or Secretary. Be sure to send a copy of your NMRA membership card along with your paperwork. If you mail it to the President or Secretary for their signature, include a stamped envelope addressed to Jack Burgess, 36129 Sandalwood Street, Newark, CA 94560, and a short note asking them to forward it to Jack.

That's all it takes! In one to three years, depending on what level you serve at, you can earn the Association Official certificate. All you need to do is get involved in the NMRA. To paraphrase JFK,

"Ask not what the NMRA can do for you but ask what I can do for the NMRA." Unlike the other AP certificates, this service-related certificate does not require any judging of your efforts. All you must do is get involved in the NMRA, do the work, and put in the time. Don't be bashful! Jump right in and lend a hand. You'll be glad you did.

Contact me if you have any questions or want to learn more about the Achievement Program or Golden Spike Award. My contact information is in the Call Board on p. 2.

Next installment: Association Volunteer 



Membership Missives

by Doug Wagner, Membership Manager

The Daylight Division had it's most recent meeting (yes, it was a ZOOM meeting), on Thursday, August 26th, and I was thrilled to have 23 people log on to take part! Wonder if the \$25 Central Coast Trains gift certificate had anything to do with that? Well, if it was, we'll use any means possible to get more members to join in with any of our meets. Maybe if the \$25 gift certificate had anything to do with our largest meet—either in-person



or ZOOM—in recent history, I wonder if the \$100 gift certificate will have any effect on getting folks to join us? Hmm, guess we'll just have to wait and see until the November 18th Daylight Division ZOOM meeting to find out. And I can just imagine that \$100 to spend at Central Coast Trains, would come in real handy for your Christmas shopping! And speaking of the \$25 Central Coast Trains gift certificate, I want to congratulate

Matthew Metoyer, of Santa Maria, for being the lucky winner of our first gift certificate give away! All you have to do, is join us for the November 18th Daylight ZOOM meeting to have a chance!

I want to welcome our 2 newest Daylight Division members—Alan Rogers, of Bakersfield, and James Theis, of Woodlake. Alan has already volunteered to present a couple of clinics. And speaking of clinics, I want to thank both Joe Heumphreus, of Santa Barbara, and Robert Pethoud, of Fresno, for their presentations at the August 26th Daylight ZOOM meeting. Robert brought up a very good point. A clinic doesn't need to be 30-minutes long, with handouts and other stuff. Robert demonstrated a scratch built model he made for his layout. It was a show-and-tell presentation, and Robert told how he came across the prototype, with pictures he took that got him interested in building a simple loading dock for his home layout. So, I would like to encourage all of you, please consider presenting something you have in model railroading—either a model you have constructed (either kit or scratch built model), a locomotive or rolling stock or your layout.

Us model railroaders ALWAYS want to see what others have or are doing. So, if you wouldn't mind doing a short presentation, such as mentioned, we are always looking for something new to show at our meets. And your layout doesn't have to be completed, as we just want to see what you guys out there are up to! And speaking of meets, we are planning on having our first in-person meet in a long while in Bakersfield on Saturday, February 12th. We have already secured a meeting place, located at Tina Marie's Downtown Bakersfield, in the banquet room. That way we can start off with a hearty breakfast, and get back to seeing all your smiling faces, other than on a computer monitor! Tina's is located on the ground floor, below the GEHAMS clubhouse. So, after our meet, you are cordially invited to visit and run some trains, on either the GEHAMS HO or N layouts. I have lined up a couple of new layouts in Bakersfield, for the layout tour, and they aren't even being close to being completed—just like mine!

We hope you will join us, on Thursday, November 18th, at 7:00 PM, for hopefully our last ZOOM meeting, so that we can continue to share model railroad ideas and just to talk some "model railroading" with other modelers. And besides, you'd like to win a \$100 Central Coast Trains gift certificate, wouldn't you? Watch for further announcements (AKA emails that I send out) or visit the Daylight Division's web site at www.pcrnmra.org/daylight/. Then we'll be able to actually meet face-to-face once more, beginning February 12th. If you ever have any questions concerning your NMRA or Daylight Division membership, or want to volunteer to give a presentation or clinic, please email or phone me. (See Call Board on page 2.)

That's it for now and may all your signals be green! Time to highball!



Welcome Aboard!

<u>Name</u>	<u>City</u>
Alan Rogers	Bakersfield, CA
James Theis	Woodlake, CA

Central Coast Railroad Festival Starts October 1st

The Central Coast Railroad Festival will be held October 1-3, 2021. The festival is happening all over the Central Coast, with main events happening at the San Luis Obispo Railroad Museum in San Luis Obispo.

Consult the event web site (CCRRF.com) for schedule and further information. 🚂



Photo: Bob Chaparro

This scene is from one of the many layouts that will be on tour in Southern California during the CCRRF.



Fans gather at the entrance of the San Luis Obispo Railroad Museum

Photos are taken from the SLO Railroad Museum web site, or by Bob Chaparro where indicated.



Fans ride the train at the Bitter Creek and Western Railroad (Sunday)



Lots to add to your collection at the Depot



Kids get to run trains at the SLO Museum

Observation Schedule

<u>Issue</u>	<u>Articles due</u>
Winter (Jan-Feb-Mar)	Dec. 10
Spring (Apr-May-Jun)	Mar. 10
Summer (Jul-Aug-Sep)	Jun. 10
Fall (Oct-Nov-Dec)	Sep. 10

October 1– 3, 2021 - Central Coast Railroad Festival, San Luis Obispo and Northern Santa Barbara Counties, CA., Hosted by San Luis Obispo Railroad Museum, 1940 Santa Barbara Avenue, San Luis Obispo, CA.

October 2, 2021 - 1:00 pm, Pacific Coast Region Mid-Year Board of Directors Meeting via Zoom. All PCR members welcome.

October 10, 2021 - 10:00 am to 4:00 pm, Fall 2021 Model Train Swap Meet & Open House, Black Diamond Lines Model Railroad Club, 425 Fulton Shipyard Rd, Antioch, CA. Info: info@blackdiamondlines.com, Phone: (925) 779-1964.

October 16 – 17, 2021 - 10:00 am to 4:00 pm, Carquinez Model Railroad Society, Model Railroad Open House, 645 Loring Ave (in the historic Odd Fellows building across from C&H Sugar), Crockett, CA. Admission: \$5.00; children under 16 free when accompanied by an adult.

October 29, 2021 - 8:00 pm to 10:00 pm, Monthly Model Train Show, Walnut Creek Model Railroad Society, in Larkey Park, 2751 Buena Vista Ave, Walnut Creek, CA. Fares: \$3.00 Adults, \$2.00 Seniors & Children (6-12 yrs), Children under 6: FREE

November 13, 2021 - 10:30 AM, Sierra Division Online Meet.

November 18, 2021 - 7:00 pm PDT, Daylight Division Fall Meet, via Zoom.

November 19 – 21, 2021 • Friday: 8:00 pm to 10:00 pm; Saturday & Sunday: 11:00 am to 6:00 pm, November Holiday Show, Walnut Creek Model Railroad Society, in Larkey Park, 2751 Buena Vista Ave, Walnut Creek, CA. Fares: \$3.00 Adults, \$2.00 Seniors & Children (6-12 yrs), • Children under 6: FREE


November 20, 2021 - 11:00 am, Redwood Empire Division Fall Meet, held online.

November 26 – 28, 2021 - Friday: 8:00 pm to 10:00 pm; Saturday & Sunday: 11:00 am to 6:00 pm, November Holiday Show, Walnut Creek Model Railroad Society, in Larkey Park, 2751 Buena Vista Ave, Walnut Creek, CA. Fares: \$3.00 Adults, \$2.00 Seniors & Children (6-12 yrs), • Children under 6: FREE

December 11, 2012 - 10:30 AM, Sierra Division Online Meet.

December 11 – 12, 2021 - 10:00 am to 4:00 pm, Carquinez Model Railroad Society, Model Railroad Open House, 645 Loring Ave (in the historic Odd Fellows building across from C&H Sugar), Crockett, CA. Admission: \$5.00; children under 16 free when accompanied by an adult.





Daylight Observation
1644 E. Goshen Ave.
Fresno, CA 93720-2756

Return Postage Guaranteed
Address Correction Requested